



STAFF UPDATES



STAFF UPDATE

To: SBWMA Board Members
From: Cliff Feldman, Recycling Programs Manager
Date: January 24, 2013 Board of Directors Meeting
Subject: Update on Recology Commercial Recycling Outreach Efforts

Recommendation

This is an informational report and no action is necessary.

Analysis

Recology San Mateo County (Recology) is not required to submit monthly statistics on its commercial recycling activities; however, the company is required to submit a quarterly status report on this program per section 9.06.N of the Franchise Agreement(s). Even though a monthly update is not contractually required, the company has agreed to provide the status of some key commercial recycling metrics each month. Below is information submitted by Recology for this staff report to the Board of Directors.

December 2012 Recology Commercial Recycling Outreach Program Metrics

- 49 commercial recycling brochures and posters were distributed
- 235 internal recycling containers were distributed
- 108 Buddy Bags were delivered
- 0 MFD tool kits were delivered
- 0 commercial recycling "community events" were reported

- December 2012 Recology Commercial Service Level Changes

Commencing in April 2012, the following information has been provided monthly to the Board per staff's request for Recology to report monthly on the net result of its commercial recycling sales efforts with regard to providing service. This table provides the changes in commercial service subscription levels (i.e., service volume) for the various materials picked up. For example:

- ❖ Menlo Parks's commercial sector experienced:
 - ❖ a net increase of 115.01 cubic yards of commercial Recycling service
 - ❖ a net increase of 10.73 cubic yards of commercial Compost service
 - ❖ a net increase of 35.85 cubic yards of commercial Garbage service
- ❖ Redwood City's commercial sector experienced:
 - ❖ a net decrease of 6.75 cubic yards of commercial Recycling service
 - ❖ a net decrease of 33.25 cubic yards of commercial Compost service
 - ❖ a net decrease of 217.98 cubic yards of commercial Garbage service

(The "net" change in service includes all increases or decreases by current customers and all increases of new customers.)

Table 1

Sum of Net Change	Commodity			
Franchise Code	Garbage	Organics	Recycling	Grand Total
ATH	-51.96	25.98		-25.98
BEL	5.71	3.46	-13.17	-4
BUR	27.29	8.15	-204.21	-168.77
CSM	1.13		9.7	10.83
EPA	18.01	27.37	42.26	87.64
FOC	-20.35		18.53	-1.82
HIL	-21.82	25.98		4.16
MAT	-113.62	51.27	-111.88	-174.23
MPK	35.85	10.73	115.01	161.59
NFO	24.6		27.9	52.5
RWC	-217.98	-33.25	-6.75	-257.98
SNC	-19.06		-38.47	-57.53
WBS		-12.99	-2.08	-15.07
(blank)				
Grand Total	-332.2	106.7	-163.16	-388.66

Table 1 is the summary of the information contained in Attachment A which is Recology's monthly commercial service level changes report.

- 1 commercial account was included in the list of recycling "presentations and trainings" reported for December:

Date	Franchise	Customer Name	Location	Attendees (staff, custodians, students, etc.)	Time	Description
12/07/2012	MPK	STACKS RESTAURANT	600 SANTA CRUZ AVE	KITCHEN STAFF & MANAGER	11:00	TRAINING
12/08/2012	MPK	STACKS RESTAURANT	600 SANTA CRUZ AVE	KITCHEN STAFF, WAITERS AND MANAGERS	3:30	TRAINING

Franchise codes: ATH = Atherton, BEL = Belmont, BUR = Burlingame, CSM = County of San Mateo, EPA = East Palo Alto, FOC = Foster City, HIL = Hillsborough, MAT = San Mateo, MPK = Menlo Park, NFO = North Fair Oaks, RWC = Redwood City, SNC = San Carlos, WBS = West Bay Sanitary District

Member Agency codes: C01 = Atherton, C02 = Belmont, C03 = Burlingame, C04 = East Palo Alto, C05 = Foster City, C06 = Hillsborough, C07 = Menlo Park, C08 = Redwood City, C09 = San Carlos, C10 = San Mateo, C11 = North Fair Oaks, C12 = West Bay Sanitary District, C15 = County of San Mateo

Staff had numerous meetings with Recology during 2011 and 2012 on commercial recycling and requested additional analysis and data to facilitate decision-making on next steps regarding increasing tonnage from the commercial sector. In addition to analysis of the program's performance, staff has requested Recology to provide information on profiling commercial customers, the net change on account retention and attraction efforts and information related to the internal metrics used to measure the relative success and cost effectiveness of its commercial recycling outreach (sales) efforts. The results of these inquiries were discussed in detail at the Special Board Workshop on Commercial Recycling on March 29, 2012. Improvements have been made in these areas and the company has included in its last four quarterly reports quantifiable goals for attracting new customers, performing site assessments and checks, and contacting customers not recycling.

While Recology has greatly improved its reporting on commercial recycling activities, staff will continue to encourage the company to use common sales-type metrics to measure the success and cost effectiveness of the commercial recycling program and to also begin analyzing the net service level changes and business classification data. With a dedicated commercial recycling sales force of eight people and a manager, using all the data available to evaluate the cost effectiveness of this will continue to be encouraged. Staff also encourages the

commercial recycling manager and/or the appropriate sales representative (recycling coordinator) to meet regularly with each Member Agency to update them on their efforts and get any feedback on priority commercial accounts to target for diversion.

Background

On April 22, 2010, the Board adopted Resolution No. 2010-14 approving the Commercial Recycling Agreement between Recology and Allied Waste/Republic Services. This agreement transferred Allied's commercial recycling outreach program to RSMC commencing on July 1, 2010. In addition, Recology moved its commercial recycling staff into the Shoreway Administration building on this date.

The Member Agencies Franchise Agreements with Recology required the company to commence the first new program, the Recycling Blitz Commercial Recycling Campaign, also on July 1, 2010. Recology's Recycling Blitz Plan and the SBWMA Commercial Recycling Communications and Outreach Plans were shared with the Board in May 2010. These plans outline the next steps regarding stepping up efforts to increase diversion from the commercial sector in the near term.

Commencing with Recology's first quarterly report due on April 30, 2011, the company is required to submit with each quarterly report a detailed update on its commercial recycling program outreach efforts. This requirement is prescribed in Franchise Agreement section 9.06.N, as follows:

- "N. Commercial Recycling Promotion Program Status Report.** Contractor must prepare and submit, both quarterly and annually, to Agency and SBWMA, a Commercial Recycling Program Status Report. The Commercial Recycling Program Status Report shall include, but not be limited to:
1. A summary of training and professional development activities for the Commercial Recycling Promotion and supervisory staff.
 2. A description of the strategy and overall approach to attract and retain a high quality and effective Commercial Recycling Promotion Program and supervisory staff.
 3. A description and status of meeting the goals and objectives for the Commercial Recycling Promotion team and how these goals and objectives are tied to the compensation incentive plan. (Contractor must explain how the stated goals and objectives will be accomplished if no compensation incentive plan is used.)
 4. A description of Contractor's sales strategy for maintaining and/or expanding the existing Commercial Recycling account base and diversion levels.
 5. A description of the services provided to the Commercial and Agency Facility sectors.
 6. A detailed accounting of diversion statistics for the Commercial and Agency Facility sectors."

Recology has now submitted all four quarterly reports for 2011, its 2011 annual report, and the three quarterly reports for 2012 and it is important to note that the commercial recycling section of all these reports has fallen short of establishing quantifiable goals with regards to increasing diversion, nor have these reports provided a detailed description of the strategic approach employed by the Recology sales team to increase diversion. However, the past four quarterly reports do provide general goals that are supported by task based metrics for the commercial recycling sales team. If quantifiable diversion goals and a specific sales based approach are shared with staff, this information will in turn be promptly shared with the Member Agencies.

Attachment:

Attachment A – Recology December 2012 Monthly Commercial Volume Change Report

RECOLOGY SAN MATEO COUNTY
NET CHANGE REPORT - DETAIL
DECEMBER 2012

2012 DEC	BUR	Recycling	Commercial	997395 P AND B FABRICS INC	1580 GILBRETH RD		4.16	0	-4.16	-0.96	Active	Stopped	01/13/1993	12/25/2012
2012 DEC	BUR	Recycling	Commercial	998914 J.Y.A. CONSULTING ENGINEERS	833 MAHLER RD	2	4.33	0	-4.33	-1	Active	Stopped	10/03/2003	12/03/2012
2012 DEC	BUR	Recycling	Commercial	999037 AIRBASE SERVICES INC	888 MAHLER RD		4.33	0	-4.33	-1	Active	Stopped	11/19/2008	11/30/2012
2012 DEC	BUR	Recycling	Commercial	1000413 BAYWOOD CAPITAL CORP	330 PRIMROSE RD		14.9	32.22	17.32	4	Active	Active	04/01/1986	
2012 DEC	BUR	Recycling	Apartment	1000652 SIMPSON, VICTORIA	615 ROLLINS RD		2.08	0	-2.08	-0.48	Active	Active	04/01/1986	
2012 DEC	BUR	Recycling	Commercial	1001551 ZENERGY POWER INC	1616 ROLLINS RD		4.16	0	-4.16	-0.96	Active	Stopped	01/25/2010	12/27/2012
2012 DEC	BUR	Recycling	Apartment	1037654 1226 EL CAMINO REAL HOA	1226 EL CAMINO REAL	BOX	2.08	6.24	4.16	0.96	Active	Active	09/07/2010	
2012 DEC	BUR	Recycling	Commercial	1067784 RSNA GRAMMERCY	400 EL CAMINO REAL		0	2.08	2.08	0.48	Active	Active	09/07/2010	
2012 DEC	BUR	Recycling	Commercial	1126085 CHAPP, DAVID	778 BURLWAY RD		2.08	8.66	6.58	1.52	Active	Active	01/18/2011	
2012 DEC	BUR	Recycling	Commercial	1186618 CERTOSA, INC	1766 EL CAMINO REAL		0	2.77	2.77	0.64	Active	Active	07/26/2011	
2012 DEC	BUR	Recycling	Commercial	1202332 UNITED PROPERTY SALES	1238 EL CAMINO REAL		0	2.08	2.08	0.48	Active	Active	09/01/2011	
2012 DEC	BUR	Recycling	Commercial	1326636 BAY BREAD LLC	1152 BURLINGAME AVE		16.63	33.25	16.62	3.84	Active	Active	10/01/2012	
2012 DEC	BUR	Recycling	Apartment	1334317 FERUSHO, PAUL	1206 BAYSWATER AVE		4.16	6.24	2.08	0.48	New	Active	11/14/2012	
2012 DEC	BUR	Recycling	Commercial	1335579 HENRY HALL DESIGNS	833 MAHLER RD	2	0	4.33	4.33	1		New	12/04/2012	
2012 DEC	BUR	Recycling	Commercial	1335793 FIRST CHANCE	826 MAHLER RD		0	4.16	4.16	0.96		New	12/04/2012	
2012 DEC	BUR	Recycling	Commercial	1336205 MILLS ESTATE VILLA	1733 CALIFORNIA DR		0	8.66	8.66	2		Active	12/01/2012	
2012 DEC	BUR	Recycling	Commercial	1338409 ALVINS OF SAN FRANCISCO	389 BEACH RD		0	2.08	2.08	0.48		New	12/11/2012	
2012 DEC	BUR	Recycling	Commercial	1341403 ONE MEDICAL GROUP	329 PRIMROSE RD	.	0	1.39	1.39	0.32		New	12/20/2012	
Recycling Total														
2012 DEC	CSM	Garbage	Apartment	1094812 BELMONT MOBILE PARK HOMES	100 HARBOR BLVD	047	0.69	0.43	-0.26	-0.06	Active	Active	01/01/2011	
2012 DEC	CSM	Garbage	Apartment	1094853 BELMONT MOBILE PARK HOMES	100 HARBOR BLVD	051	0.69	0	-0.69	-0.16	Active	Active	01/01/2011	
2012 DEC	CSM	Garbage	Commercial	1141597 MD BILLING SERVICES	101 INDUSTRIAL WAY	16	0	0.69	0.69	0.16	Active	Active	02/23/2011	
2012 DEC	CSM	Garbage	Commercial	1332808 SOBERANO, MABEL	101 INDUSTRIAL WAY	6	0	1.39	1.39	0.32	New	Active	11/14/2012	
Garbage Total														
2012 DEC	CSM	Recycling	Commercial	931642 CLEAN MACHINE ENTERPRISES	604 HARBOR BLVD		0	2.08	2.08	0.48	Active	Active	06/01/1988	
2012 DEC	CSM	Recycling	Apartment	1094853 BELMONT MOBILE PARK HOMES	100 HARBOR BLVD	051	0.69	0	-0.69	-0.16	Active	Active	01/01/2011	
2012 DEC	CSM	Recycling	Apartment	1326818 WHITLEY PROPERTY MANAGEMENT	1255 WOODSIDE RD		0	8.31	8.31	1.92	Active	Active	10/25/2012	
Recycling Total														
2012 DEC	EPA	Garbage	Apartment	915058 D & C LEE MANAGEMENT LLC	1640 BAY RD	166	77.94	0	-77.94	-18	Active	Stopped	11/18/2004	11/30/2012
2012 DEC	EPA	Garbage	Apartment	1134337 KARWASH, MOHAMMED	907 NEWBRIDGE ST		2.08	2.77	0.69	0.16	Active	Active	02/01/2011	
2012 DEC	EPA	Garbage	Apartment	1329598 GONZALEZ, JAIME	2109 DUMBARTON AVE		8.66	17.32	8.66	2	New	Active	11/02/2012	
2012 DEC	EPA	Garbage	Apartment	1336866 D & C LEE MANAGEMENT LLC	1640 BAY RD		0	34.64	34.64	8		New	12/04/2012	
2012 DEC	EPA	Garbage	Apartment	1336874 D & C LEE MANAGEMENT LLC	1660 BAY RD	70	0	51.96	51.96	12		New	12/04/2012	
Garbage Total														
2012 DEC	EPA	Organics	Commercial	935825 ECUMENICAL HUNGER	2411 PULGAS AVE		0	25.98	25.98	6	Active	Active	11/21/2003	
2012 DEC	EPA	Organics	Apartment	1022607 PRIETO, FABIOLA	1496 W BAYSHORE RD		0	1.39	1.39	0.32	Active	Active	08/05/2010	
Organics Total														
2012 DEC	EPA	Recycling	Apartment	915058 D & C LEE MANAGEMENT LLC	1640 BAY RD	166	34.64	0	-34.64	-8	Active	Stopped	11/18/2004	11/30/2012
2012 DEC	EPA	Recycling	Commercial	935825 ECUMENICAL HUNGER	2411 PULGAS AVE		38.97	64.95	25.98	6	Active	Active	11/21/2003	
2012 DEC	EPA	Recycling	Apartment	1134337 KARWASH, MOHAMMED	907 NEWBRIDGE ST		4.16	5.54	1.38	0.32	Active	Active	02/01/2011	
2012 DEC	EPA	Recycling	Apartment	1227172 EQUITY RESIDENTIAL	1962 EUCLID AVE	197	0	2.08	2.08	0.48	Active	Active	12/05/2011	
2012 DEC	EPA	Recycling	Apartment	1227875 EQUITY RESIDENTIAL	1777 WOODLAND AVE	177	0	4.16	4.16	0.96	Active	Active	12/02/2011	
2012 DEC	EPA	Recycling	Apartment	1336866 D & C LEE MANAGEMENT LLC	1640 BAY RD		0	21.65	21.65	5		New	12/04/2012	
2012 DEC	EPA	Recycling	Apartment	1336874 D & C LEE MANAGEMENT LLC	1660 BAY RD	70	0	21.65	21.65	5		New	12/04/2012	
Recycling Total														
2012 DEC	FOC	Garbage	Commercial	937458 FEARLESS FITNESS	1125 E HILLSDALE BLVD	108	0.69	0	-0.69	-0.16	Active	Stopped	06/10/2009	12/20/2012
2012 DEC	FOC	Garbage	Commercial	937763 REAL WORLD ESTHETIC	551 FOSTER CITY BLVD	D	0.69	0	-0.69	-0.16	Active	Stopped	05/05/2010	12/19/2012
2012 DEC	FOC	Garbage	Commercial	938225 ALLEGRO MUSIC SCHOOL	550 PILGRIM DR	F	1.39	0	-1.39	-0.32	Active	Stopped	10/20/2009	12/27/2012
2012 DEC	FOC	Garbage	Commercial	938233 CERTA PRO PAINTERS	550 PILGRIM DR	I	34.64	0	-34.64	-8	Active	Stopped	08/29/2006	12/18/2012
2012 DEC	FOC	Garbage	Commercial	1116045 ODESSY PRE-SCHOOL	558 PILGRIM DR	G,	4.16	0	-4.16	-0.96	Active	Stopped	12/05/2010	12/28/2012
2012 DEC	FOC	Garbage	Commercial	1172543 BOOGIE WOOGIE BALLROOM LLC	551 FOSTER CITY BLVD	G	2.08	0	-2.08	-0.48	Active	Stopped	06/22/2011	12/12/2012
2012 DEC	FOC	Garbage	Commercial	1221837 NODINO INC.	1155 CHESS DR	111	0.43	0	-0.43	-0.1	Active	Stopped	11/15/2011	12/19/2012
2012 DEC	FOC	Garbage	Commercial	1336320 SANDRA T.F HSU	1185 CHESS DR		0	2.08	2.08	0.48		New	12/05/2012	
2012 DEC	FOC	Garbage	Commercial	1339753 CERTA PRO PAINTERS	1181 CHESS DR	A	0	12.99	12.99	3		New	12/24/2012	
2012 DEC	FOC	Garbage	Commercial	1343581 ODESSY PRE-SCHOOL	1151 E HILLSDALE BLVD		0	8.66	8.66	2		New	12/31/2012	
Garbage Total														
2012 DEC	FOC	Recycling	Commercial	937458 FEARLESS FITNESS	1125 E HILLSDALE BLVD	108	4.16	0	-4.16	-0.96	Active	Stopped	06/10/2009	12/20/2012
2012 DEC	FOC	Recycling	Commercial	937763 REAL WORLD ESTHETIC	551 FOSTER CITY BLVD	D	2.08	0	-2.08	-0.48	Active	Stopped	05/05/2010	12/19/2012
2012 DEC	FOC	Recycling	Commercial	938225 ALLEGRO MUSIC SCHOOL	550 PILGRIM DR	F	2.77	0	-2.77	-0.64	Active	Stopped	10/20/2009	12/27/2012
2012 DEC	FOC	Recycling	Commercial	938233 CERTA PRO PAINTERS	550 PILGRIM DR	I	12.99	0	-12.99	-3	Active	Stopped	08/29/2006	12/18/2012
2012 DEC	FOC	Recycling	Commercial	1116045 ODESSY PRE-SCHOOL	558 PILGRIM DR	G,	4.16	0	-4.16	-0.96	Active	Stopped	12/05/2010	12/28/2012
2012 DEC	FOC	Recycling	Commercial	1172543 BOOGIE WOOGIE BALLROOM LLC	551 FOSTER CITY BLVD	G	2.77	0	-2.77	-0.64	Active	Stopped	06/22/2011	12/12/2012
2012 DEC	FOC	Recycling	Commercial	1221837 NODINO INC.	1155 CHESS DR	111	2.08	0	-2.08	-0.48	Active	Stopped	11/15/2011	12/19/2012
2012 DEC	FOC	Recycling	Commercial	1269315 ROIC CALIFORNIA LLC	1098 FOSTER CITY BLVD		86.6	129.9	43.3	10	Active	Active	05/11/2012	
2012 DEC	FOC	Recycling	Commercial	1336320 SANDRA T.F HSU	1185 CHESS DR		0	2.08	2.08	0.48		New	12/05/2012	
2012 DEC	FOC	Recycling	Commercial	1339753 CERTA PRO PAINTERS	1181 CHESS DR	A	0	2.08	2.08	0.48		New	12/24/2012	
2012 DEC	FOC	Recycling	Commercial	1343581 ODESSY PRE-SCHOOL	1151 E HILLSDALE BLVD		0	2.08	2.08	0.48		New	12/31/2012	
Recycling Total														
2012 DEC	HIL	Garbage	Commercial	938621 BENCHAYA	835 CHILTERN RD		25.98	4.16	-21.82	-5.04	Active	Active	09/19/2006	

RECOLOGY SAN MATEO COUNTY
NET CHANGE REPORT - DETAIL
DECEMBER 2012

2012 DEC	MAT	Recycling	Apartment	920991 PARKVIEW APARTMENTS	71 9TH AVE	8.31	0	-8.31	-1.92	Active	Stopped	05/02/2005	12/27/2012	
2012 DEC	MAT	Recycling	Apartment	940122 CASAZZA, MIMI	115 DARTMOUTH RD	4.16	0	-4.16	-0.96	Active	Stopped	05/01/1995	12/28/2012	
2012 DEC	MAT	Recycling	Apartment	940965 UCHIDA, YOSHIMI	33 E 3RD AVE	0	8.31	8.31	1.92	Active	Active	01/19/1996		
2012 DEC	MAT	Recycling	Commercial	942003 SO DONG TOFU HOUSE	150 E 4TH AVE	8.66	0	-8.66	-2	Active	Stopped	06/22/2010	12/26/2012	
2012 DEC	MAT	Recycling	Commercial	942011 SAN MATEO TUTTITMELON	165 E 4TH AVE	2.08	0	-2.08	-0.48	Active	Stopped	04/14/2009	12/04/2012	
2012 DEC	MAT	Recycling	Apartment	945816 ANN ITO	112 N FREMONT ST	2.08	0	-2.08	-0.48	Active	Stopped	03/01/1986	12/03/2012	
2012 DEC	MAT	Recycling	Commercial	946087 MID PENINSULA BOYS CLUB	200 N QUEBEC ST	6.24	8.31	2.07	0.48	Active	Active	03/01/1986		
2012 DEC	MAT	Recycling	Commercial	946988 STATE FARM INSURANCE	4208 OLYMPIC AVE	1.39	0	-1.39	-0.32	Active	Stopped	09/09/2003	12/14/2012	
2012 DEC	MAT	Recycling	Commercial	948216 TRUJILLO, ORLANDO	6 S AMPHLETT BLVD	0.69	2.08	1.39	0.32	Active	Active	06/01/1978		
2012 DEC	MAT	Recycling	Commercial	948380 THE CABINETMAKER	936 S AMPHLETT BLVD	2.08	0	-2.08	-0.48	Active	Active	08/13/1996		
2012 DEC	MAT	Recycling	Commercial	948786 TAQUERIA 3 AMIGOS	243 S B ST	24.94	0	-24.94	-5.76	Active	Stopped	11/05/1986	12/29/2012	
2012 DEC	MAT	Recycling	Commercial	949990 CLEAN MACHINE VI	1620 S DELAWARE ST	0	2.08	2.08	0.48	Active	Active	01/01/2000		
2012 DEC	MAT	Recycling	Commercial	950311 J&D WASTE MANAGEMENT,INC	1021 S EL CAMINO REAL	4.33	0	-4.33	-1	Active	Stopped	07/02/2009	11/30/2012	
2012 DEC	MAT	Recycling	Apartment	950683 FRED GRANT	1750 S EL CAMINO REAL	12.99	0	-12.99	-3	Active	Stopped	07/19/2002	12/10/2012	
2012 DEC	MAT	Recycling	Commercial	950857 STONE VILLA INN	2175 S EL CAMINO REAL	0	2.08	2.08	0.48	Active	Active	05/18/2010		
2012 DEC	MAT	Recycling	Commercial	951939 TRADER JOES #67	1820 S GRANT ST	0	2.77	2.77	0.64	Active	Active	08/28/1991		
2012 DEC	MAT	Recycling	Commercial	952341 SOLIDARITY CHRISTIAN FELLOWSHI	1668 S NORFOLK ST	0	2.08	2.08	0.48	Active	Active	11/09/1989		
2012 DEC	MAT	Recycling	Apartment	953273 MID PENINSULA MGMT.	168 SOUTH BLVD	A	6.24	2.08	-4.16	-0.96	Active	Active	09/30/2002	
2012 DEC	MAT	Recycling	Commercial	953646 NATIONAL WASTE ASSOCIATION	11 W HILLSDALE BLVD	51.96	0	-51.96	-12	Active	Active	05/12/1999		
2012 DEC	MAT	Recycling	Apartment	954735 CAL FED	2 W 5TH AVE	8.66	0	-8.66	-2	Active	Stopped	04/27/1999	12/20/2012	
2012 DEC	MAT	Recycling	Apartment	955609 ORVICK MANAGEMENT	40 28TH PL	0	4.16	4.16	0.96	Active	Active	07/16/2009		
2012 DEC	MAT	Recycling	Commercial	956367 BACEY AUTOMOTIVE	317 7TH AVE	1.39	0	-1.39	-0.32	Active	Stopped	01/30/1996	12/29/2012	
2012 DEC	MAT	Recycling	Commercial	1179381 DOWNTOWN SAN MATEO ASSOCIAT	385 1ST AVE	1.39	0	-1.39	-0.32	Active	Stopped	07/01/2011	11/30/2012	
2012 DEC	MAT	Recycling	Commercial	1297969 STARTERS LAB	115 E 5TH AVE	0	4.16	4.16	0.96	Active	Active	08/07/2012		
2012 DEC	MAT	Recycling	Commercial	1329853 RUBICON GLOBAL	501 N SAN MATEO DR	69.28	25.98	-43.3	-10	New	Active	11/12/2012		
2012 DEC	MAT	Recycling	Commercial	1330273 CHIPOTLE	251 E 3RD AVE	20.78	10.39	-10.39	-2.4	New	Active	11/07/2012		
2012 DEC	MAT	Recycling	Commercial	1336015 MONGOHQ	273 S RAILROAD AVE	A	0	1.39	0.32	New	New	12/04/2012		
2012 DEC	MAT	Recycling	Commercial	1336668 MAR, JANNIE	1021 S EL CAMINO REAL	0	6.24	6.24	1.44	Active	Active	12/01/2012		
2012 DEC	MAT	Recycling	Apartment	1336817 RAPHAEL GUITIEREZ	945 S CLAREMONT ST	0	2.08	2.08	0.48	New	Active	12/06/2012		
2012 DEC	MAT	Recycling	Commercial	1337187 HONEY BERRY	165 E 4TH AVE	0	2.08	2.08	0.48	New	Active	12/11/2012		
2012 DEC	MAT	Recycling	Commercial	1337302 ADSWIZZ, INC	385 1ST AVE	0	0.69	0.69	0.16	New	Active	12/05/2012		
2012 DEC	MAT	Recycling	Commercial	1337419 G N G EQUIPMENT	311 9TH AVE	0	2.08	2.08	0.48	New	Active	12/04/2012		
2012 DEC	MAT	Recycling	Commercial	1338235 SIGN MOUNTAIN INC.	293 N AMPHLETT BLVD	0	1.39	1.39	0.32	New	Active	12/12/2012		
2012 DEC	MAT	Recycling	Commercial	1338946 HO, ROY	132 S B ST	0	1.39	1.39	0.32	New	Active	12/03/2012		
2012 DEC	MAT	Recycling	Commercial	1338987 STATE FARM INSURANCE	4204 OLYMPIC AVE	0	1.39	1.39	0.32	New	Active	12/21/2012		
2012 DEC	MAT	Recycling	Commercial	1343292 GARY BEHRENS	3701 HACIENDA ST	0	12.47	12.47	2.88	New	Active	12/28/2012		
2012 DEC	MAT	Recycling	Apartment	1343698 PARKVIEW APARTMENTS	71 9TH AVE	0	8.31	8.31	1.92	New	Active	12/28/2012		
		Recycling Total				242.51	130.63	-111.88						
2012 DEC	MPK	Garbage	Apartment	921247 PATEL, SURESH	10 COLEMAN PL	8.66	4.33	-4.33	-1	Active	Active	08/24/1993		
2012 DEC	MPK	Garbage	Apartment	921262 BRANDT, HELENA	12 COLEMAN PL	0	5.54	5.54	1.28	Active	Active	11/10/1992		
2012 DEC	MPK	Garbage	Apartment	922567 PRODESSE PROPERTY GROUP	294 WAVERLEY ST	3.03	5.8	2.77	0.64	Active	Active	03/01/1986		
2012 DEC	MPK	Garbage	Commercial	958389 MERMAID INN	727 EL CAMINO REAL	16.63	0	-16.63	-3.84	Active	Stopped	09/30/1982	12/21/2012	
2012 DEC	MPK	Garbage	Commercial	961391 OAK GROVE & MERRILL ASSOC.	1165 MERRILL ST	17.32	0	-17.32	-4	Active	Stopped	04/01/2004	12/17/2012	
2012 DEC	MPK	Garbage	Commercial	961557 POLLOCH FINANCIAL - MOP	321 MIDDLEFIELD RD	25.98	34.64	8.66	2	Active	Active	10/06/2008		
2012 DEC	MPK	Garbage	Commercial	962902 SRI INTERNATIONAL	333 RAVENSWOOD AVE	0	38.97	38.97	9	Active	Active	11/07/2005		
2012 DEC	MPK	Garbage	Apartment	963041 HELENA BRANDT	751 ROBLE AVE	0	2.77	2.77	0.64	Active	Active	03/01/1986		
2012 DEC	MPK	Garbage	Apartment	963165 HURRICANE BAY COMPANY	841 ROBLE AVE	4	0.43	0	-0.43	-0.1	Active	Stopped	05/24/2000	12/19/2012
2012 DEC	MPK	Garbage	Commercial	963611 STACKS RESTAURANT	600 SANTA CRUZ AVE	A	60.62	12.47	-48.15	-11.12	Active	Active	10/17/2002	
2012 DEC	MPK	Garbage	Commercial	964122 FLEGEL FURNITURE	870 SANTA CRUZ AVE	12.99	8.66	-4.33	-1	Active	Active	09/12/1978		
2012 DEC	MPK	Garbage	Commercial	1112564 HD CENTER	3507 HAVEN AVE	4.33	0	-4.33	-1	Active	Stopped	12/05/2010	12/19/2012	
2012 DEC	MPK	Garbage	Commercial	1173558 STANFORD HOSPITAL	66 WILLOW PL	34.64	17.32	-17.32	-4	Active	Active	06/07/2011		
2012 DEC	MPK	Garbage	Commercial	1222421 MIDDLEFIELD OFFICE PARTNERS	200 MIDDLEFIELD RD	0	8.66	8.66	2	Active	Active	11/22/2011		
2012 DEC	MPK	Garbage	Commercial	1246305 FORSIGHT VISION4 INC	175 JEFFERSON DR	0	8.66	8.66	2	Active	Active	02/20/2012		
2012 DEC	MPK	Garbage	Commercial	1266428 COMCAST CABLE	3760 HAVEN AVE	0	34.64	34.64	8	Active	Active	05/03/2012		
2012 DEC	MPK	Garbage	Commercial	1316942 FEY ENTERPRISE	1352 EL CAMINO REAL	4.33	0	-4.33	-1	Active	Active	10/04/2012		
2012 DEC	MPK	Garbage	Commercial	1327824 CURIIOUS.COM	100 MIDDLEFIELD RD	2.08	8.66	6.58	1.52	New	Active	11/01/2012		
2012 DEC	MPK	Garbage	Commercial	1334820 EQUIPTEK LABS	3585 HAVEN AVE	F	0	0.43	0.1	New	Active	12/05/2012		
2012 DEC	MPK	Garbage	Commercial	1338862 RUBY LIVINGDESIGN	730 SANTA CRUZ AVE	0	1.39	1.39	0.32	New	Active	12/11/2012		
2012 DEC	MPK	Garbage	Commercial	1341270 CKMP LLC	1165 MERRILL ST	0	17.32	17.32	4	New	Active	12/18/2012		
2012 DEC	MPK	Garbage	Commercial	1341866 MERMAID HOTEL MENLO PARK LLC	727 EL CAMINO REAL	0	16.63	16.63	3.84	New	Active	12/24/2012		
		Garbage Total				191.04	226.89	35.85						
2012 DEC	MPK	Organics	Apartment	921957 NAN & KEVIN DALEY	1044 NOEL DR	0	0.69	0.69	0.16	Active	Active	08/01/2008		
2012 DEC	MPK	Organics	Commercial	961391 OAK GROVE & MERRILL ASSOC.	1165 MERRILL ST	11.08	0	-11.08	-2.56	Active	Stopped	04/01/2004	12/17/2012	
2012 DEC	MPK	Organics	Commercial	961771 VALLOMBROSA CENTER	250 OAK GROVE AVE	17.32	0	-17.32	-4	Active	Active	02/01/1983		
2012 DEC	MPK	Organics	Apartment	963249 ZEWELDI, REGBE	880 ROBLE AVE	0	0.69	0.69	0.16	Active	Active	05/18/2007		
2012 DEC	MPK	Organics	Commercial	963611 STACKS RESTAURANT	600 SANTA CRUZ AVE	A	0	25.98	6	Active	Active	10/17/2002		
2012 DEC	MPK	Organics	Apartment	1093038 SHARON OAKS ASSOCIATION	2414 SHARON OAKS DR	0	0.69	0.69	0.16	Active	Active	01/01/2011		
2012 DEC	MPK	Organics	Commercial	1341270 CKMP LLC	1165 MERRILL ST	0	11.08	11.08	2.56	New	Active	12/18/2012		
		Organics Total				28.4	39.13	10.73						

RECOLOGY SAN MATEO COUNTY
NET CHANGE REPORT - DETAIL
DECEMBER 2012

2012 DEC	MPK	Recycling	Apartment	922211	ROBINSON & COMPANY	795	ROBLE AVE	4.16	6.24	2.08	0.48	Active	Active	03/01/1986		
2012 DEC	MPK	Recycling	Commercial	958058	KHACHOONI, L.	1030	CURTISS ST	2.08	0	-2.08	-0.48	Active	Active	02/21/1986		
2012 DEC	MPK	Recycling	Commercial	958389	MERMAID INN	727	EL CAMINO REAL	4.16	0	-4.16	-0.96	Active	Stopped	09/30/1982	12/21/2012	
2012 DEC	MPK	Recycling	Apartment	960336	HACIENDA PARAISO HOA	1307	HOOVER ST	0	6.24	6.24	1.44	Active	Active	07/09/1973		
2012 DEC	MPK	Recycling	Commercial	961391	OAK GROVE & MERRILL ASSOC.	1165	MERRILL ST	25.98	0	-25.98	-6	Active	Stopped	04/01/2004	12/17/2012	
2012 DEC	MPK	Recycling	Commercial	961557	POLLOCH FINANCIAL - MOP	321	MIDDLEFIELD RD	64.95	108.25	43.3	10	Active	Active	10/06/2008		
2012 DEC	MPK	Recycling	Commercial	961565	BOHANNON DEVELOPMENT	333	MIDDLEFIELD RD	12.99	25.98	12.99	3	Active	Active	02/22/1993		
2012 DEC	MPK	Recycling	Commercial	963330	SAND HILL CIRCLE	100	SAND HILL CIR	106.69	106	-0.69	-0.16	Active	Active	03/01/1986		
2012 DEC	MPK	Recycling	Commercial	963611	STACKS RESTAURANT	600	SANTA CRUZ AVE	4.16	20.78	16.62	3.84	Active	Active	10/17/2002		
2012 DEC	MPK	Recycling	Commercial	1112564	HD CENTER	3507	HAVEN AVE	2.08	0	-2.08	-0.48	Active	Stopped	12/05/2010	12/19/2012	
2012 DEC	MPK	Recycling	Commercial	1180165	BURGESS HOLDINGS LLC	431	BURGESS DR	8.66	4.16	-4.5	-1.04	Active	Active	07/04/2011		
2012 DEC	MPK	Recycling	Commercial	1222421	MIDDLEFIELD OFFICE PARTNERS	200	MIDDLEFIELD RD	0	8.66	8.66	2	Active	Active	11/22/2011		
2012 DEC	MPK	Recycling	Commercial	1266428	COMCAST CABLE	3760	HAVEN AVE	0	34.64	34.64	8	Active	Active	05/03/2012		
2012 DEC	MPK	Recycling	Commercial	1316942	FEY ENTERPRISE	1352	EL CAMINO REAL	4.33	0	-4.33	-1	Active	Active	10/04/2012		
2012 DEC	MPK	Recycling	Commercial	1338862	RUBY LIVINGDESIGN	730	SANTA CRUZ AVE	0	4.16	4.16	0.96	New	New	12/11/2012		
2012 DEC	MPK	Recycling	Commercial	1341270	CKMP LLC	1165	MERRILL ST	0	25.98	25.98	6	New	New	12/18/2012		
2012 DEC	MPK	Recycling	Commercial	1341866	MERMAID HOTEL MENLO PARK LLC	727	EL CAMINO REAL	0	4.16	4.16	0.96	New	New	12/24/2012		
Recycling Total								240.24	355.25	115.01						
2012 DEC	NFO	Garbage	Commercial	1003292	U-ME	3355	EDISON WAY	8.31	8.66	0.35	0.08	Active	Active	01/13/2010		
2012 DEC	NFO	Garbage	Apartment	1004233	UOSS APOUR	15	LOYOLA AVE	2.08	0	-2.08	-0.48	Active	Stopped	04/09/1996	11/30/2012	
2012 DEC	NFO	Garbage	Apartment	1114974	PEDRO GARCIA	664	OAKSIDE AVE	0	8.66	8.66	2	Active	Active	12/05/2010		
2012 DEC	NFO	Garbage	Commercial	1335884	ESR	2732	BAY RD	0	0.69	0.69	0.16	New	New	12/04/2012		
2012 DEC	NFO	Garbage	Commercial	1336924	LINDO MICHOCAN	3102	MIDDLEFIELD RD	0	2.08	2.08	0.48	New	New	12/06/2012		
2012 DEC	NFO	Garbage	Commercial	1337286	AM PARTY RENTALS, INC.	2636	SPRING ST	0	1.39	1.39	0.32	New	New	12/03/2012		
2012 DEC	NFO	Garbage	Commercial	1337989	WANG, YUE	10	NOTTINGHAM AVE	0	2.77	2.77	0.64	New	New	12/10/2012		
2012 DEC	NFO	Garbage	Commercial	1338680	MORGANS FINE FINISHES	815	SWEENEY AVE	0	4.33	4.33	1	New	New	12/11/2012		
2012 DEC	NFO	Garbage	Commercial	1339803	FILICE LANSFORD DEVELOPMENT	2644	SPRING ST	0	1.39	1.39	0.32	New	New	12/14/2012		
2012 DEC	NFO	Garbage	Apartment	1339910	CREI LLC	125	DUMBARTON AVE	0	4.33	4.33	1	New	New	12/04/2012		
2012 DEC	NFO	Garbage	Commercial	1342377	ASCEND PRINTING	877	DOUGLAS AVE	0	0.69	0.69	0.16	New	New	12/25/2012		
Garbage Total								10.39	34.99	24.6						
2012 DEC	NFO	Recycling	Commercial	1003540	MAN PROPERTY	2881	EL CAMINO REAL	0.69	0	-0.69	-0.16	Active	Active	07/08/1988		
2012 DEC	NFO	Recycling	Commercial	1003615	CLEAN MACHINE IV	3101	EL CAMINO REAL	0	2.08	2.08	0.48	Active	Active	10/18/1995		
2012 DEC	NFO	Recycling	Apartment	1004233	UOSS APOUR	15	LOYOLA AVE	4.16	0	-4.16	-0.96	Active	Stopped	04/09/1996	11/30/2012	
2012 DEC	NFO	Recycling	Apartment	1006329	MESA EVANGELINE L	3183	WILLIAM AVE	0	2.08	2.08	0.48	Active	Active	08/11/1987		
2012 DEC	NFO	Recycling	Commercial	1308949	WALTER BOW ENT,INC	2797	EL CAMINO REAL	8.66	8.31	-0.35	-0.08	Active	Active	09/03/2012		
2012 DEC	NFO	Recycling	Commercial	1335884	ESR	2732	BAY RD	0	1.39	1.39	0.32	New	New	12/04/2012		
2012 DEC	NFO	Recycling	Commercial	1336619	ALVAREZ, JOSE	3133	MIDDLEFIELD RD	4.33	0	-4.33	-1	Active	Active	10/15/2012		
2012 DEC	NFO	Recycling	Commercial	1336924	LINDO MICHOCAN	3102	MIDDLEFIELD RD	0	2.08	2.08	0.48	New	New	12/06/2012		
2012 DEC	NFO	Recycling	Commercial	1337286	AM PARTY RENTALS, INC.	2636	SPRING ST	0	2.08	2.08	0.48	New	New	12/03/2012		
2012 DEC	NFO	Recycling	Commercial	1337989	WANG, YUE	10	NOTTINGHAM AVE	16	0	4.16	4.16	0.96	New	New	12/10/2012	
2012 DEC	NFO	Recycling	Commercial	1338680	MORGANS FINE FINISHES	815	SWEENEY AVE	0	4.16	4.16	0.96	New	New	12/14/2012		
2012 DEC	NFO	Recycling	Commercial	1339803	FILICE LANSFORD DEVELOPMENT	2644	SPRING ST	0	8.66	8.66	2	New	New	12/11/2012		
2012 DEC	NFO	Recycling	Apartment	1339910	CREI LLC	125	DUMBARTON AVE	0	2.08	2.08	0.48	New	New	12/04/2012		
2012 DEC	NFO	Recycling	Commercial	1342377	ASCEND PRINTING	877	DOUGLAS AVE	0	8.66	8.66	2	New	New	12/25/2012		
Recycling Total								17.84	45.74	27.9						
2012 DEC	RWC	Garbage	Apartment	923748	TERRACE HERITAGE INC	1550	EBENER ST	157	12.99	0	-12.99	-3	Active	Stopped	01/01/1996	12/21/2012
2012 DEC	RWC	Garbage	Apartment	925552	C. W. ANDERSON	1591	REGENT ST	8.31	0	-8.31	-1.92	Active	Stopped	05/05/1999	12/26/2012	
2012 DEC	RWC	Garbage	Apartment	925834	TERRACE HERITAGE INC	450	ROOSEVELT AVE	8.31	0	-8.31	-1.92	Active	Stopped	01/01/1996	12/21/2012	
2012 DEC	RWC	Garbage	Apartment	926295	BARBARA RUDER	875	WOODSIDE RD	33.25	37.41	4.16	0.96	Active	Active	10/15/2004		
2012 DEC	RWC	Garbage	Commercial	967265	MARY DIMARCO FOX	1040	BREWSTER AVE	0.69	0	-0.69	-0.16	Active	Stopped	11/01/1995	12/19/2012	
2012 DEC	RWC	Garbage	Commercial	967380	WESTPORT OFFICE PARK LLC	3000	BRIDGE PKWY	173.2	103.92	-69.28	-16	Active	Active	08/19/2005		
2012 DEC	RWC	Garbage	Commercial	968586	ALVAREZ LAURA PATRICIA	2616	BROADWAY ST	4.16	0	-4.16	-0.96	Active	Stopped	09/22/2003	12/27/2012	
2012 DEC	RWC	Garbage	Apartment	968842	WHITLEY PROP. MGMT INC	3004	BROADWAY ST	4.16	0	-4.16	-0.96	Active	Stopped	12/15/1997	12/26/2012	
2012 DEC	RWC	Garbage	Commercial	971085	BARNES & NOBLE BOOKSTORE #19'	1091	EL CAMINO REAL	25.98	17.32	-8.66	-2	Active	Active	06/01/1997		
2012 DEC	RWC	Garbage	Commercial	971093	FRESH CHOICE, INC.	1099	EL CAMINO REAL	17.32	0	-17.32	-4	Active	Stopped	07/15/1993	12/13/2012	
2012 DEC	RWC	Garbage	Commercial	971176	PRECISION TUNE AUTO CARE	1304	EL CAMINO REAL	4.33	0	-4.33	-1	Active	Stopped	08/25/2004	12/12/2012	
2012 DEC	RWC	Garbage	Commercial	971598	MIDAS	2121	EL CAMINO REAL	12.99	4.33	-8.66	-2	Active	Active	01/27/2005		
2012 DEC	RWC	Garbage	Commercial	972471	UDEMEX ENTERPRISES	1020	HANSEN WAY	B	8.66	0	-8.66	-2	Active	Stopped	12/18/2009	12/06/2012
2012 DEC	RWC	Garbage	Commercial	972489	SAPORITO PASTA CO	1020	HANSEN WAY	C	8.66	0	-8.66	-2	Active	Stopped	04/15/2010	12/26/2012
2012 DEC	RWC	Garbage	Apartment	972950	NELSON TORDILLA	1130	HOPKINS AVE	5.54	0	-5.54	-1.28	Active	Stopped	12/14/2006	12/03/2012	
2012 DEC	RWC	Garbage	Commercial	973230	MIC'S AUTO BODY	1800	INDUSTRIAL WAY	25.98	0	-25.98	-6	Active	Stopped	04/13/1988	12/12/2012	
2012 DEC	RWC	Garbage	Commercial	973289	WESTPORT OFFICE PARK, LLC	900	ISLAND DR	38.97	25.98	-12.99	-3	Active	Active	08/18/2005		
2012 DEC	RWC	Garbage	Commercial	973313	WESTPORT OFFICE PARK, LLC	1300	ISLAND DR	C/O	38.97	25.98	-12.99	-3	Active	Active	08/19/2005	
2012 DEC	RWC	Garbage	Apartment	974915	JOSE M GONZALEZ	619	MANZANITA ST	8.66	5.54	-3.12	-0.72	Active	Active	05/01/2010		
2012 DEC	RWC	Garbage	Commercial	977678	BASKIN ROBBINS	2107	ROOSEVELT AVE	8.66	0	-8.66	-2	Active	Stopped	01/01/1996	12/03/2012	
2012 DEC	RWC	Garbage	Commercial	977850	SLOUGH REDWOOD CITY LLC	725	SAGINAW DR	1.39	0	-1.39	-0.32	Active	Stopped	02/01/2006	12/21/2012	
2012 DEC	RWC	Garbage	Commercial	979377	TOM'S OUTDOOR FURNITURE	1445	VETERANS BLVD	25.98	12.99	-12.99	-3	Active	Active	03/08/2007		
2012 DEC	RWC	Garbage	Commercial	980029	R. C. ELKS LODGE	938	WILMINGTON WAY	25.98	12.99	-12.99	-3	Active	Active	06/10/1983		
2012 DEC	RWC	Garbage	Commercial	980599	BRAD EHIKIAN	660	WOODSIDE RD	8.66	0	-8.66	-2	Active	Stopped	01/01/2007	12/28/2012	

RECOLOGY SAN MATEO COUNTY
NET CHANGE REPORT - DETAIL
DECEMBER 2012

2012 DEC	RWC	Garbage	Apartment	1128750	TERRACE HERITAGE REALTY	926	WOODSIDE RD	49.88	0	-49.88	-11.52	Active	Stopped	01/21/2011	12/21/2012	
2012 DEC	RWC	Garbage	Apartment	1128883	TERRACE REALTY	141	OAK AVE	8.66	0	-8.66	-2	Active	Stopped	01/21/2011	12/21/2012	
2012 DEC	RWC	Garbage	Commercial	1158013	NORDSTROM 0422W	1290	ODDSTAD DR	17.32	0	-17.32	-4	Active	Stopped	04/21/2011	12/27/2012	
2012 DEC	RWC	Garbage	Commercial	1165356	WESTPORT OFFICE PARK LLC	2200	BRIDGE PKWY	129.9	77.94	-51.96	-12	Active	Active	01/01/2011		
2012 DEC	RWC	Garbage	Commercial	1177583	NANOSTELLAR, INC.	3696	HAVEN AVE	12.99	0	-12.99	-3	Active	Active	06/23/2011		
2012 DEC	RWC	Garbage	Commercial	1268721	US BANK	1475	WOODSIDE RD	6.41	2.08	-4.33	-1	Active	Active	05/01/2012		
2012 DEC	RWC	Garbage	Commercial	1270602	CHARMING NAILS	1406	EL CAMINO REAL	FRT 0.43	0	-0.43	-0.1	Active	Stopped	05/15/2012	12/12/2012	
2012 DEC	RWC	Garbage	Commercial	1275437	MENTAL HEALTH ASSOCIATION	104	CEDAR ST	4.33	6.41	2.08	0.48	Active	Active	05/25/2012		
2012 DEC	RWC	Garbage	Commercial	1285097	GILLIS AND LANE	830	2ND AVE	12.99	0	-12.99	-3	Active	Stopped	05/01/2012	12/27/2012	
2012 DEC	RWC	Garbage	Commercial	1308154	M & K CAPITAL LLC	999	MAIN ST	25.98	0	-25.98	-6	Active	Stopped	08/31/2012	12/27/2012	
2012 DEC	RWC	Garbage	Commercial	1321710	FASTSIGNS OF REDWOOD CITY	1476	ODDSTAD DR	12.99	8.66	-4.33	-1	Active	Active	10/04/2012		
2012 DEC	RWC	Garbage	Commercial	1331701	OTONIEL MONTOYA ARIAS	1744	EL CAMINO REAL	4.16	0	-4.16	-0.96	New	Stopped	11/09/2012	12/12/2012	
2012 DEC	RWC	Garbage	Commercial	1332964	SOMMER, VLADMIR	2086	BROADWAY ST	1.39	2.08	0.69	0.16	New	Active	11/13/2012		
2012 DEC	RWC	Garbage	Commercial	1335777	STYLES FOR LESS	344	WALNUT ST	25.98	12.99	-12.99	-3	New	Active	11/27/2012		
2012 DEC	RWC	Garbage	Commercial	1336056	KANAHA CORP	2501	MIDDLEFIELD RD	0	12.99	12.99	3	New	New	12/04/2012		
2012 DEC	RWC	Garbage	Apartment	1336965	REBEDANA LLC	1903	MIDDLEFIELD RD	0	8.66	8.66	2	New	New	12/03/2012		
2012 DEC	RWC	Garbage	Apartment	1337179	ARTON INVESTMENTS	1130	HOPKINS AVE	0	5.54	5.54	1.28	New	New	12/06/2012		
2012 DEC	RWC	Garbage	Commercial	1337252	LIZA BIZZARRO	211	LINCOLN AVE	0	2.77	2.77	0.64	New	New	12/03/2012		
2012 DEC	RWC	Garbage	Commercial	1337831	SMITH, KURT	2107	ROOSEVELT AVE	0	8.66	8.66	2	New	New	12/10/2012		
2012 DEC	RWC	Garbage	Commercial	1338813	AUTO ZONE #4026	901	EL CAMINO REAL	0	34.64	34.64	8	Active	Active	12/01/2012		
2012 DEC	RWC	Garbage	Commercial	1339977	PROPEL FUELS	503	WHIPPLE AVE	0	2.08	2.08	0.48	New	New	12/05/2012		
2012 DEC	RWC	Garbage	Commercial	1340181	JOHN P BOGLE ANALYSTS LTD	1304	EL CAMINO REAL	0	4.33	4.33	1	New	New	12/12/2012		
2012 DEC	RWC	Garbage	Commercial	1340694	COOK'S COLLISION	1800	INDUSTRIAL WAY	0	25.98	25.98	6	New	New	12/19/2012		
2012 DEC	RWC	Garbage	Apartment	1341593	BILL BUTLER	1550	EBENER ST	0	12.99	12.99	3	New	New	12/21/2012		
2012 DEC	RWC	Garbage	Apartment	1341601	BUTLER, BILL	926	WOODSIDE RD	0	49.88	49.88	11.52	New	New	12/21/2012		
2012 DEC	RWC	Garbage	Apartment	1341619	BUTLER, BILL	141	OAK AVE	0	8.66	8.66	2	New	New	12/21/2012		
2012 DEC	RWC	Garbage	Apartment	1341627	BUTLER, BILL	450	ROOSEVELT AVE	0	8.31	8.31	1.92	New	New	12/21/2012		
2012 DEC	RWC	Garbage	Commercial	1341718	BUTLER REALTY	1040	BREWSTER AVE	0	0.69	0.69	0.16	New	New	12/19/2012		
2012 DEC	RWC	Garbage	Apartment	1342815	WHITLEY PROP MGMT INC	3004	BROADWAY ST	0	4.16	4.16	0.96	New	New	12/27/2012		
2012 DEC	RWC	Garbage	Apartment	1342849	TODD J. FERRARIS	1591	REGENT ST	0	8.31	8.31	1.92	New	New	12/27/2012		
2012 DEC	RWC	Garbage	Commercial	1342930	UDEMEX ENTERPRISES	1020	HANSEN WAY	B 0	8.66	8.66	2	New	New	12/26/2012		
2012 DEC	RWC	Garbage	Commercial	1343284	RELYPSA INC.	700	SAGINAW DR	0	8.66	8.66	2	New	New	12/28/2012		
2012 DEC	RWC	Garbage	Commercial	1343490	PREMA 9M LLC	999	MAIN ST	0	25.98	25.98	6	New	New	12/27/2012		
2012 DEC	RWC	Garbage	Commercial	1344613	NEVADA PIZZA VILLAGE	660	WOODSIDE RD	0	8.66	8.66	2	New	New	12/28/2012		
Garbage Total						825.21	607.23	-217.98								
2012 DEC	RWC	Organics	Apartment	970020	LEVIE PROPERTIES, LLC	429	DUANE ST	31 2.08	4.16	2.08	0.48	Active	Active	01/01/1996		
2012 DEC	RWC	Organics	Commercial	971093	FRESH CHOICE, INC.	1099	EL CAMINO REAL	17.32	0	-17.32	-4	Active	Stopped	07/15/1993	12/13/2012	
2012 DEC	RWC	Organics	Commercial	971523	STARBUCKS CORP. STR#3472	1900	EL CAMINO REAL	0	1.39	1.39	0.32	Active	Active	09/13/2004		
2012 DEC	RWC	Organics	Commercial	977843	SLOUGH REDWOOD CITY LLC	700	SAGINAW DR	25.98	0	-25.98	-6	Active	Stopped	02/01/2006	12/21/2012	
2012 DEC	RWC	Organics	Apartment	1213073	CAMINAR	240	LINDEN ST	2.08	0	-2.08	-0.48	Active	Active	10/10/2011		
2012 DEC	RWC	Organics	Commercial	1343284	RELYPSA INC.	700	SAGINAW DR	0	8.66	8.66	2	New	New	12/28/2012		
Organics Total						47.46	14.21	-33.25								
2012 DEC	RWC	Recycling	Apartment	922690	FRANK GOBAR	1205	ALLERTON ST	0	2.08	2.08	0.48	Active	Active	12/01/1996		
2012 DEC	RWC	Recycling	Apartment	922922	MRS. DIXIE LEE MEISELBACH	10	BIRCH ST	303 0	4.16	4.16	0.96	Active	Active	11/01/1995		
2012 DEC	RWC	Recycling	Apartment	923276	NAVARRETTE, LUIS	590	CHESTNUT ST	0	12.47	12.47	2.88	Active	Active	11/18/1988		
2012 DEC	RWC	Recycling	Apartment	923748	TERRACE HERITAGE INC	1550	EBENER ST	157 6.24	0	-6.24	-1.44	Active	Stopped	01/01/1996	12/21/2012	
2012 DEC	RWC	Recycling	Apartment	925552	C. W. ANDERSON	1591	REGENT ST	8.31	0	-8.31	-1.92	Active	Stopped	05/05/1999	12/26/2012	
2012 DEC	RWC	Recycling	Apartment	925834	TERRACE HERITAGE INC	450	ROOSEVELT AVE	8.31	0	-8.31	-1.92	Active	Stopped	01/01/1996	12/21/2012	
2012 DEC	RWC	Recycling	Apartment	925925	PAULAZZO, SIGFRIED	275	STAMBAUGH ST	0	4.16	4.16	0.96	Active	Active	04/14/1997		
2012 DEC	RWC	Recycling	Apartment	926295	BARBARA RUDER	875	WOODSIDE RD	8.31	16.63	8.32	1.92	Active	Active	10/15/2004		
2012 DEC	RWC	Recycling	Commercial	966051	LEE, MARY	133	ARCH ST	5.54	6.24	0.7	0.16	Active	Active	11/28/1995		
2012 DEC	RWC	Recycling	Commercial	967216	THE BREWSTER BUILDING	802	BREWSTER AVE	4.16	0	-4.16	-0.96	Active	Active	06/09/1995		
2012 DEC	RWC	Recycling	Commercial	967265	MARY DIMARCO FOX	1040	BREWSTER AVE	8.66	0	-8.66	-2	Active	Stopped	11/01/1995	12/19/2012	
2012 DEC	RWC	Recycling	Commercial	968149	THE FITZPATRICK BUILDING	2000	BROADWAY ST	6.41	10.74	4.33	1	Active	Active	09/01/1991		
2012 DEC	RWC	Recycling	Commercial	968305	POWER HOUSE GYM	2075	BROADWAY ST	0	1.39	1.39	0.32	Active	Active	01/13/1995		
2012 DEC	RWC	Recycling	Apartment	968842	WHITLEY PROP. MGMT INC	3004	BROADWAY ST	2.08	0	-2.08	-0.48	Active	Stopped	12/15/1997	12/26/2012	
2012 DEC	RWC	Recycling	Commercial	970616	SAN MATEO PET SUPPLY	346	EL CAMINO REAL	10.74	8.66	-2.08	-0.48	Active	Active	06/01/1990		
2012 DEC	RWC	Recycling	Commercial	971176	PRECISION TUNE AUTO CARE	1304	EL CAMINO REAL	8.66	0	-8.66	-2	Active	Stopped	08/25/2004	12/12/2012	
2012 DEC	RWC	Recycling	Commercial	972257	PERSEID THERAPEUTICS LLC	515	GALVESTON DR	54.04	56.12	2.08	0.48	Active	Active	03/01/1999		
2012 DEC	RWC	Recycling	Commercial	972281	ARANA THERAPUTICS	735	GALVESTON DR	8.66	0	-8.66	-2	Active	Active	06/20/2008		
2012 DEC	RWC	Recycling	Commercial	972448	HILLER AVIATION MUS.	1300	HANCOCK ST	2.08	4.16	2.08	0.48	Active	Active	11/24/1982		
2012 DEC	RWC	Recycling	Commercial	972489	SAPORITO PASTA CO	1020	HANSEN WAY	C 25.98	0	-25.98	-6	Active	Stopped	04/15/2010	12/26/2012	
2012 DEC	RWC	Recycling	Apartment	972950	NELSON TORDILLA	1130	HOPKINS AVE	10.39	0	-10.39	-2.4	Active	Stopped	12/14/2006	12/03/2012	
2012 DEC	RWC	Recycling	Commercial	973024	CLEANSLEEVES.COM	500	HOWLAND ST	1-3 0	25.98	25.98	6	Active	Active	07/19/2006		
2012 DEC	RWC	Recycling	Commercial	973230	MIC'S AUTO BODY	1800	INDUSTRIAL WAY	25.98	0	-25.98	-6	Active	Stopped	04/13/1988	12/12/2012	
2012 DEC	RWC	Recycling	Commercial	974832	SHERIDAN, PATRICK	1526	MAIN ST	4.16	0	-4.16	-0.96	Active	Active	06/02/1999		
2012 DEC	RWC	Recycling	Apartment	974915	JOSE M GONZALEZ	619	MANZANITA ST	4.16	0	-4.16	-0.96	Active	Active	05/01/2010		
2012 DEC	RWC	Recycling	Commercial	976381	ORACLE CORP	300	ORACLE PKWY	155.88	194.85	38.97	9	Active	Active	01/18/2010		
2012 DEC	RWC	Recycling	Apartment	976431	MITRA BERGLOFF	36	ORCHARD AVE	4.16	6.24	2.08	0.48	Active	Active	07/04/2001		

RECOLOGY SAN MATEO COUNTY
NET CHANGE REPORT - DETAIL
DECEMBER 2012

2012 DEC	RWC	Recycling	Commercial	977389 MICHAEL W. BUONSERIO	3106 ROLISON RD	4.33	0	-4.33	-1	Active	Active	03/10/1994	
2012 DEC	RWC	Recycling	Commercial	977678 BASKIN ROBBINS	2107 ROOSEVELT AVE	2.08	0	-2.08	-0.48	Active	Stopped	01/01/1996	12/03/2012
2012 DEC	RWC	Recycling	Commercial	978916 PAULA UCCELLI	1 UCCELLI BLVD	103.92	64.95	-38.97	-9	Active	Active	05/26/1988	
2012 DEC	RWC	Recycling	Commercial	980029 R. C. ELKS LODGE	938 WILMINGTON WAY	38.97	25.98	-12.99	-3	Active	Active	06/10/1983	
2012 DEC	RWC	Recycling	Commercial	980169 YATSING RESTAURANT	38 WOODSIDE PLZ	2.08	4.33	2.25	0.52	Active	Active	10/20/2004	
2012 DEC	RWC	Recycling	Commercial	980516 M. ZADA	615 WOODSIDE RD	17.32	25.98	8.66	2	Active	Active	12/21/1995	
2012 DEC	RWC	Recycling	Commercial	980599 BRAD EHIKIAN	660 WOODSIDE RD	12.99	0	-12.99	-3	Active	Stopped	01/01/2007	12/28/2012
2012 DEC	RWC	Recycling	Commercial	1037688 OFFICE MAX 0476	1501 BROADWAY ST	0	2.08	2.08	0.48	Active	Active	09/07/2010	
2012 DEC	RWC	Recycling	Apartment	1128750 TERRACE HERITAGE REALTY	926 WOODSIDE RD	24.94	0	-24.94	-5.76	Active	Stopped	01/21/2011	12/21/2012
2012 DEC	RWC	Recycling	Apartment	1128883 TERRACE REALTY	141 OAK AVE	8.31	0	-8.31	-1.92	Active	Stopped	01/21/2011	12/21/2012
2012 DEC	RWC	Recycling	Commercial	1177203 PRICE ASSOCIATES	540 PRICE AVE	0	8.66	8.66	2	Active	Active	06/24/2011	
2012 DEC	RWC	Recycling	Commercial	1177583 NANOSTELLAR, INC.	3696 HAVEN AVE	25.98	0	-25.98	-6	Active	Active	06/23/2011	
2012 DEC	RWC	Recycling	Commercial	1179738 PELLARIN ENTERPRISES	626 JEFFERSON AVE	4.16	2.77	-1.39	-0.32	Active	Active	06/29/2011	
2012 DEC	RWC	Recycling	Commercial	1270602 CHARMING NAILS	1406 EL CAMINO REAL	FRT 1.39	0	-1.39	-0.32	Active	Stopped	05/15/2012	12/12/2012
2012 DEC	RWC	Recycling	Commercial	1282367 SITECARE LANDSCAPE	1831 E BAYSHORE RD	B 0	2.08	2.08	0.48	Active	Active	06/28/2012	
2012 DEC	RWC	Recycling	Commercial	1285097 GILLIS AND LANE	830 2ND AVE	51.96	0	-51.96	-12	Active	Stopped	05/01/2012	12/27/2012
2012 DEC	RWC	Recycling	Commercial	1308154 M & K CAPITAL LLC	999 MAIN ST	8.66	0	-8.66	-2	Active	Stopped	08/31/2012	12/27/2012
2012 DEC	RWC	Recycling	Commercial	1330307 BALWINDER SINGH	2147 ROOSEVELT AVE	0	8.66	8.66	2	New	Active	11/05/2012	
2012 DEC	RWC	Recycling	Commercial	1331701 OTONIEL MONTOYA ARIAS	1744 EL CAMINO REAL	2.08	0	-2.08	-0.48	New	Stopped	11/09/2012	12/12/2012
2012 DEC	RWC	Recycling	Apartment	1331909 OTT, RICHARD	1583 OXFORD ST	...	8.31	8.31	1.92	New	Active	11/16/2012	
2012 DEC	RWC	Recycling	Commercial	1332964 SOMMER, VLADIMIR	2086 BROADWAY ST	1.39	2.08	0.69	0.16	New	Active	11/13/2012	
2012 DEC	RWC	Recycling	Commercial	1335777 STYLES FOR LESS	344 WALNUT ST	8.66	17.32	8.66	2	New	Active	11/27/2012	
2012 DEC	RWC	Recycling	Apartment	1336965 REBEDANA LLC	1903 MIDDLEFIELD RD	0	4.16	4.16	0.96	New	New	12/03/2012	
2012 DEC	RWC	Recycling	Apartment	1337179 ARTON INVESTMENTS	1130 HOPKINS AVE	0	10.39	10.39	2.4	New	New	12/06/2012	
2012 DEC	RWC	Recycling	Commercial	1337252 LIZA BIZZARRO	211 LINCOLN AVE	0	5.54	5.54	1.28	New	New	12/03/2012	
2012 DEC	RWC	Recycling	Commercial	1337831 SMITH, KURT	2107 ROOSEVELT AVE	0	2.08	2.08	0.48	New	New	12/10/2012	
2012 DEC	RWC	Recycling	Commercial	1338813 AUTO ZONE #4026	901 EL CAMINO REAL	0	12.99	12.99	3	Active	Active	12/01/2012	
2012 DEC	RWC	Recycling	Commercial	1340181 JOHN P BOGLE ANALYSTS LTD	1304 EL CAMINO REAL	0	8.66	8.66	2	New	New	12/12/2012	
2012 DEC	RWC	Recycling	Commercial	1340694 COOK'S COLLISION	1800 INDUSTRIAL WAY	0	25.98	25.98	6	New	New	12/19/2012	
2012 DEC	RWC	Recycling	Apartment	1341593 BILL BUTLER	1550 EBENER ST	157 0	6.24	6.24	1.44	New	New	12/21/2012	
2012 DEC	RWC	Recycling	Apartment	1341601 BUTLER, BILL	926 WOODSIDE RD	0	24.94	24.94	5.76	New	New	12/21/2012	
2012 DEC	RWC	Recycling	Apartment	1341619 BUTLER, BILL	141 OAK AVE	0	8.31	8.31	1.92	New	New	12/21/2012	
2012 DEC	RWC	Recycling	Apartment	1341627 BUTLER, BILL	450 ROOSEVELT AVE	0	8.31	8.31	1.92	New	New	12/21/2012	
2012 DEC	RWC	Recycling	Commercial	1341718 BUTLER REALTY	1040 BREWSTER AVE	0	8.66	8.66	2	New	New	12/19/2012	
2012 DEC	RWC	Recycling	Apartment	1342815 WHITLEY PROP MGMT INC	3004 BROADWAY ST	0	2.08	2.08	0.48	New	New	12/27/2012	
2012 DEC	RWC	Recycling	Apartment	1342849 TODD J. FERRARIS	1591 REGENT ST	0	8.31	8.31	1.92	New	New	12/27/2012	
2012 DEC	RWC	Recycling	Commercial	1343490 PREMA 9M LLC	999 MAIN ST	0	8.66	8.66	2	New	New	12/27/2012	
2012 DEC	RWC	Recycling	Commercial	1344613 NEVADA PIZZA VILLAGE	660 WOODSIDE RD	0	12.99	12.99	3	New	New	12/28/2012	
Recycling Total						692.13	685.38	-6.75					
2012 DEC	SNC	Garbage	Commercial	981670 K & L WINE	920 BING ST	25.98	0	-25.98	-6	Active	Active	04/15/2004	
2012 DEC	SNC	Garbage	Commercial	981860 ARTISTIC TILE & STONE, INC.	824 BRANSTEN RD	17.32	0	-17.32	-4	Active	Stopped	06/13/2000	12/21/2012
2012 DEC	SNC	Garbage	Commercial	981878 MASTER MART FLOOR COVERING	830 BRANSTEN RD	D 4.33	0	-4.33	-1	Active	Stopped	10/05/2004	12/14/2012
2012 DEC	SNC	Garbage	Commercial	981928 WINDOW UNLIMITED	854 BRANSTEN RD	2.08	0	-2.08	-0.48	Active	Stopped	04/04/2001	12/21/2012
2012 DEC	SNC	Garbage	Apartment	982892 CAMPOS, ROSEMARIE	16 DEVONSHIRE BLVD	1.39	3.46	2.07	0.48	Active	Active	05/26/2003	
2012 DEC	SNC	Garbage	Commercial	984427 MATT STOLL	90 GLENN WAY	6 2.08	0	-2.08	-0.48	Active	Stopped	12/08/2009	12/05/2012
2012 DEC	SNC	Garbage	Commercial	986091 BETTER LIGHT	1200 INDUSTRIAL RD	.. 0.69	0	-0.69	-0.16	Active	Stopped	06/19/1997	12/13/2012
2012 DEC	SNC	Garbage	Commercial	986943 LAUREL KABOB	635 LAUREL ST	4.33	0	-4.33	-1	Active	Stopped	11/12/2009	12/20/2012
2012 DEC	SNC	Garbage	Apartment	989475 ACACIA CT HOA	645 PROSPECT ST	8.31	0	-8.31	-1.92	Active	Stopped	03/01/1986	12/28/2012
2012 DEC	SNC	Garbage	Commercial	990119 FALE HUFANGA	2851 SAN CARLOS AVE	12.99	25.98	12.99	3	Active	Active	07/29/1993	
2012 DEC	SNC	Garbage	Commercial	990515 MODERN SPACES	585 TAYLOR WAY	3 2.08	0	-2.08	-0.48	Active	Stopped	03/23/2006	12/05/2012
2012 DEC	SNC	Garbage	Commercial	1151224 SECOND WIND TRADING COMPANY	864 BRANSTEN RD	1.39	0	-1.39	-0.32	Active	Stopped	04/14/2011	12/21/2012
2012 DEC	SNC	Garbage	Commercial	1216316 JEFFS AUTO SERVICE	1383 LAUREL ST	4.33	0	-4.33	-1	Active	Stopped	10/26/2011	11/30/2012
2012 DEC	SNC	Garbage	Commercial	1224799 KC INTERIOR SUPPLY	1669 INDUSTRIAL RD	0.69	0	-0.69	-0.16	Active	Stopped	11/30/2011	12/27/2012
2012 DEC	SNC	Garbage	Commercial	1302959 KUTNER, SOL	1160 INDUSTRIAL RD	.	4.33	4.33	1	Active	Active	08/23/2012	
2012 DEC	SNC	Garbage	Commercial	1320225 PARC INTERIORS	71 GLENN WAY	6 1.39	0.69	-0.7	-0.16	Active	Active	10/09/2012	
2012 DEC	SNC	Garbage	Commercial	1323369 COUNTY BODY PAINT	681 OLD COUNTY RD	4.33	0	-4.33	-1	Active	Stopped	10/01/2012	11/30/2012
2012 DEC	SNC	Garbage	Commercial	1333780 CITY DENTAL GROUP	1186 BRITTAN AVE	0	2.08	2.08	0.48	New	Active	11/22/2012	
2012 DEC	SNC	Garbage	Commercial	1337336 JEFF'S AUTO SERVICE	1383 LAUREL ST	0	4.33	4.33	1	New	New	12/05/2012	
2012 DEC	SNC	Garbage	Commercial	1338755 WOSS ENTERPRISES	360 INDUSTRIAL RD	L 1.39	1.39	1.39	0.32	New	New	12/12/2012	
2012 DEC	SNC	Garbage	Commercial	1339613 BEST AUTO WORKS	681 OLD COUNTY RD	0	4.33	4.33	1	Active	Active	12/01/2012	
2012 DEC	SNC	Garbage	Commercial	1340058 BLACK MOUNTAIN PROPERTY	830 BRANSTEN RD	A 0	25.98	25.98	6	New	New	12/21/2012	
2012 DEC	SNC	Garbage	Commercial	1340140 WINDOWS UNLIMITED	831 INDUSTRIAL RD	C 0	2.08	2.08	0.48	New	New	12/18/2012	
Garbage Total						93.71	74.65	-19.06					

RECOLOGY SAN MATEO COUNTY
NET CHANGE REPORT - DETAIL
DECEMBER 2012

2012 DEC	SNC	Recycling	Commercial	981860 ARTISTIC TILE & STONE, INC.	824 BRANSTEN RD		17.32	0	-17.32	-4	Active	Stopped	06/13/2000	12/21/2012
2012 DEC	SNC	Recycling	Commercial	981878 MASTER MART FLOOR COVERING	830 BRANSTEN RD	D	12.99	0	-12.99	-3	Active	Stopped	10/05/2004	12/14/2012
2012 DEC	SNC	Recycling	Commercial	981886 RUSTWORKS	830 BRANSTEN RD	G	2.08	0	-2.08	-0.48	Active	Active	06/17/2008	
2012 DEC	SNC	Recycling	Commercial	981928 WINDOW UNLIMITED	854 BRANSTEN RD		4.16	0	-4.16	-0.96	Active	Stopped	04/04/2001	12/21/2012
2012 DEC	SNC	Recycling	Commercial	983338 HERMARYS	386 EL CAMINO REAL		17.32	8.66	-8.66	-2	Active	Active	04/20/1977	
2012 DEC	SNC	Recycling	Commercial	983650 CLEAN MACHINE II	980 EL CAMINO REAL		0	2.08	2.08	0.48	Active	Active	07/22/1991	
2012 DEC	SNC	Recycling	Commercial	984427 MATT STOLL	90 GLENN WAY	6	2.08	0	-2.08	-0.48	Active	Stopped	12/08/2009	12/05/2012
2012 DEC	SNC	Recycling	Commercial	985663 L3 COMMUNICATIONS	960 INDUSTRIAL RD		181.86	155.88	-25.98	-6	Active	Active	06/01/1983	
2012 DEC	SNC	Recycling	Commercial	986091 BETTER LIGHT	1200 INDUSTRIAL RD	..	4.85	0	-4.85	-1.12	Active	Stopped	06/19/1997	12/13/2012
2012 DEC	SNC	Recycling	Commercial	986794 HOLLY ST PET HOSPITAL	501 LAUREL ST		12.99	8.66	-4.33	-1	Active	Active	06/11/1997	
2012 DEC	SNC	Recycling	Commercial	987586 YAN'S GARDENS	885 LAUREL ST		6.24	8.31	2.07	0.48	Active	Active	04/19/2006	
2012 DEC	SNC	Recycling	Commercial	989376 SAMTRANS	501 PICO BLVD		40.88	34.64	-6.24	-1.44	Active	Active	05/01/1986	
2012 DEC	SNC	Recycling	Apartment	989475 ACACIA CT HOA	645 PROSPECT ST		8.31	0	-8.31	-1.92	Active	Stopped	03/01/1986	12/28/2012
2012 DEC	SNC	Recycling	Commercial	989806 STARBUCKS #608	1187 SAN CARLOS AVE		20.78	24.94	4.16	0.96	Active	Active	11/04/1994	
2012 DEC	SNC	Recycling	Commercial	990515 MODERN SPACES	585 TAYLOR WAY	3	2.08	0	-2.08	-0.48	Active	Stopped	03/23/2006	12/05/2012
2012 DEC	SNC	Recycling	Commercial	1151224 SECOND WIND TRADING COMPANY	864 BRANSTEN RD		1.39	0	-1.39	-0.32	Active	Stopped	04/14/2011	12/21/2012
2012 DEC	SNC	Recycling	Commercial	1216316 JEFFS AUTO SERVICE	1383 LAUREL ST		2.08	0	-2.08	-0.48	Active	Stopped	10/26/2011	11/30/2012
2012 DEC	SNC	Recycling	Commercial	1224799 KC INTERIOR SUPPLY	1669 INDUSTRIAL RD		2.08	0	-2.08	-0.48	Active	Stopped	11/30/2011	12/27/2012
2012 DEC	SNC	Recycling	Apartment	1243492 ELAM, THOMS	274 ELM ST		2.08	2.77	0.69	0.16	Active	Active	01/30/2012	
2012 DEC	SNC	Recycling	Commercial	1251339 JEFF SMITH	1119 INDUSTRIAL RD	G	1.39	2.08	0.69	0.16	Active	Active	03/08/2012	
2012 DEC	SNC	Recycling	Apartment	1284447 GRANADA CONDOMINIUM ASSOC C/	775 CHESTNUT ST		0	12.47	12.47	2.88	Active	Active	07/01/2012	
2012 DEC	SNC	Recycling	Commercial	1302959 KUTNER, SOL	1160 INDUSTRIAL RD	.	0	2.08	2.08	0.48	Active	Active	08/23/2012	
2012 DEC	SNC	Recycling	Commercial	1323369 COUNTY BODY PAINT	681 OLD COUNTY RD		2.08	0	-2.08	-0.48	Active	Stopped	10/01/2012	11/30/2012
2012 DEC	SNC	Recycling	Commercial	1337336 JEFF'S AUTO SERVICE	1383 LAUREL ST		0	2.08	2.08	0.48	New	New	12/05/2012	
2012 DEC	SNC	Recycling	Commercial	1338383 YANG, JANE	1178 BRITTAN AVE		0	2.08	2.08	0.48	New	New	12/06/2012	
2012 DEC	SNC	Recycling	Commercial	1338755 WOSS ENTERPRISES	360 INDUSTRIAL RD	L	0	1.39	1.39	0.32	New	New	12/12/2012	
2012 DEC	SNC	Recycling	Commercial	1339613 BEST AUTO WORKS	681 OLD COUNTY RD		0	2.08	2.08	0.48	Active	Active	12/01/2012	
2012 DEC	SNC	Recycling	Commercial	1340058 BLACK MOUNTAIN PROPERTY	830 BRANSTEN RD	A	0	25.98	25.98	6	New	New	12/21/2012	
2012 DEC	SNC	Recycling	Commercial	1340140 WINDOWS UNLIMITED	831 INDUSTRIAL RD	C	0	2.08	2.08	0.48	New	New	12/18/2012	
2012 DEC	SNC	Recycling	Apartment	1343417 ACACIA COURT HOA	645 PROSPECT ST		0	8.31	8.31	1.92	New	New	12/31/2012	
		Recycling Total					345.04	306.57	-38.47					
2012 DEC	WBS	Organics	Commercial	991612 PENINSULA SCHOOL LTD	920 PENINSULA WAY		12.99	0	-12.99	-3	Active	Active	01/14/1986	
		Organics Total					12.99	0	-12.99					
2012 DEC	WBS	Recycling	Commercial	1291855 2128 SAND HILL LLC	2128 SAND HILL RD		2.08	0	-2.08	-0.48	Active	Active	07/18/2012	
		Recycling Total					2.08	0	-2.08					
		Grand Total					4524.49	4135.83	-388.66					



STAFF UPDATE

To: SBWMA Board Members
From: Recycling Staff
Date: January 24, 2013 Board of Director's Meeting
Subject: Recycling and Outreach Programs Update

Recommendation

This is an informational report and no action is necessary.

WM Curbside Door-to-Door HHW Collection Program

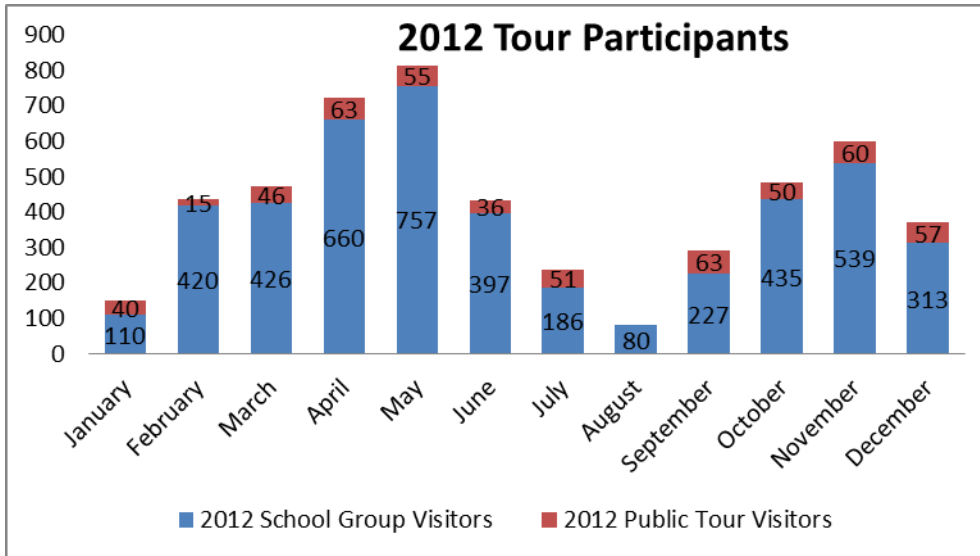
The following nine Member Agencies are participating in the program: Belmont, East Palo Alto, Foster City, Hillsborough, Menlo Park, San Carlos, San Mateo, San Mateo County, and West Bay Sanitary District. Burlingame will be the tenth Member Agency to roll out the program to its residents on February 1, 2013. Interest in the program has been strong and the company has made approximately 10,364 collections since the program started in mid-May 2010 through December 2012. Approximately 354,467 pounds of HHW material, 328,455 pounds of Universal Waste and 167,514 pounds of E-Scrap has been collected since the start of the program. We encourage the remaining two Member Agencies to offer the program as it provides a more convenient and cost-effective option to properly recycle and dispose of a wide variety of materials (such as common HHW) than is currently available through the County's drop-off program at Tower Road. Per the adopted FY13 budget, additional outreach will be provided to highlight this service.

Household Battery and Cell Phone Curbside Recycling Collection Program

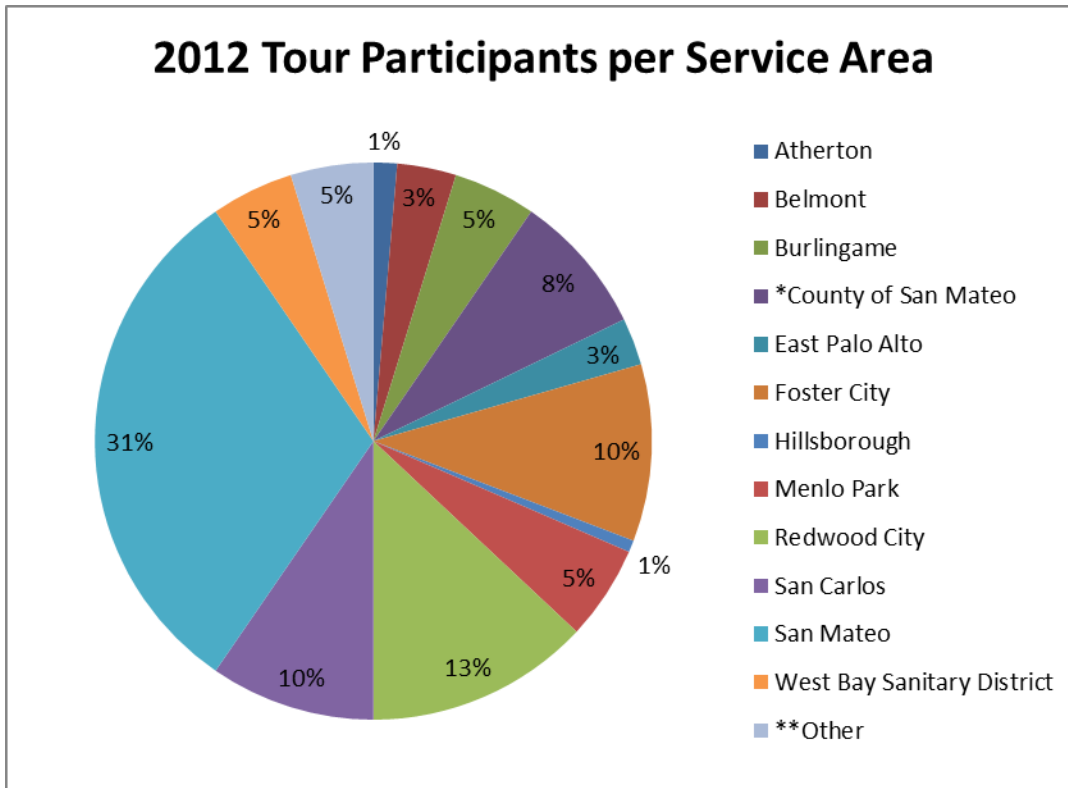
The annual total of batteries and cell phones collected through the curbside recycling program has been: 2009 - 57,000 pounds, 2010 - 53,000 pounds, 2011 - 47,000 pounds, and 2012 - 58,000 pounds. The total amount of batteries and cell phones collected in December 2012 was 4,480 pounds. Per the adopted FY13 budget, additional outreach will be provided to highlight this service.

Shoreway Education Center School Groups and Public Tours Update

It is a year since the launch of the School Groups and Public Tours Program at the Shoreway Environmental Education Center, and it is exciting to note that the program has become extremely popular and a great resource to the community in the RethinkWaste service area and beyond. We have hosted more than 5000 visitors, including 536 public visitors, at the Education Center and conducted over 200 tours. To date, spots continue to fill up for the rest of the year. On the next page is a chart showing the Tour Program participants from January - December 2012, with a breakout of school tour and public tour visitors. The number of participants varies throughout the year, mostly a correlation to the school year calendar, with peak periods in April, May, October and November.



Note: August had no public tour on the 3rd Thursday of the month



Note: * San Mateo County visitors outside our service area such as San Bruno, Daly City, and Portola Valley etc.
 **Other is visitors from San Jose, Berkeley, San Francisco, etc.

The pie chart above shows the percentage of tour participants per jurisdiction – the participants being school groups, community groups such as Girl and Boy Scouts, garden or parent clubs, home school groups, local business groups, city staff, and public open house groups, just to mention a few. Staff continues to concentrate outreach efforts in jurisdictions that have low participation and encourage Member Agency staff to promote the tour program within their community.

As supported in the charts, the Tour Program has been welcomed with great enthusiasm by school groups and the community at large. Staff has noticed repeat visits by teachers who brought their students in the spring of 2012, and are bringing their new students in the 2012-2013 school year – a progression staff anticipated for an active tour program. Staff continues to receive very positive feedback about the education tour program, which gives the community an opportunity to learn firsthand what happens to their recyclables, yard waste, food scraps and garbage at a working materials recovery facility (MRF) and transfer station. In addition, students and the community are given an opportunity to learn and practice the 4Rs (reduce, reuse, recycle, and rot/composting) and resource conservation, and be empowered to conserve resources in their lives, at school and residences.

At the end of each tour, teachers, chaperones, and adult participants are asked to fill out a survey about their experience, and what they think about the tour program as a whole (see attachment). The responses received thus far continue to be very positive. Attachment A is an example of a survey filled by a teacher from Beechwood Elementary, Menlo Park. After having the class participate in the tour program, the teacher was inspired to initiate a recycling program at the school which before, wasn't recycling. This is a testimony of the importance of educating the community to increase participation in recycling programs. Below are a few of the many recent comments that tour participants shared at the end of their tour experience:

"The tour helped the students get a sense of the importance of recycling. It was perfect because it fits with our Science Standards" (Teacher)

"Excellent – valuable, will definitely do follow-up activities" (Teacher)

"Very good use of time – will definitely visit next year" (Teacher)

"Absolutely spectacular learning/engagement with such real life relevance" (Parent)

"The tour has inspired me to integrate the 4R's into my life more consistently" (Parent)

The table below shows the tours that have been conducted and those scheduled for January 2013.

<u>Date</u>	<u>School/Group</u>	<u>Jurisdiction</u>	<u>Grade/Group</u>	<u>Total # of Participants</u>
January 9	Class Project	San Carlos	8 th	2
January 10	Central Elementary	Belmont	3 rd	31
January 15	Crestmoore Elementary	San Bruno	5 th	32
January 15	Graduating Seniors	Mexico City	Adults	2
January 16	St Gregory School	San Mateo	4 th	40
January 17*	Open House Day	Various	Adults	40
January 22	Central Elementary	Belmont	3 rd	31
January 23	St Charles School	San Carlos	4 th	45
January 24	Immaculate Heart of Mary	Belmont	6 th	46
January 29	Junipero Serra High School	San Mateo	9-12 th	15
January 30	Menlo Atherton High School	Atherton	10 th	28
January 31	Menlo Atherton High School	Atherton	10 th	28
Total Participants				340**

* Thursday, January 17th, is the Monthly Public Open House Day. The number of participants is based on only those that have made a reservation for the tour on the Public Open House Day. While reservations are recommended, they are not required.

**Includes estimated numbers for those scheduled tours that have not been conducted by the date this report is issued.

Tour logistics continue to be conveyed to teachers and all participants via email, phone or on-line, which has worked well. Staff continues to promote the Tour Program, via various channels, (emails, press release, flyers, website, social media, environmental education platforms, etc.)

Photos of tour participants at Shoreway Environmental Center



Tour Availability

Tours are offered Monday at 12:30pm - 2:30pm, Tuesday-Wednesday from 9:30am - 11:30am, 12:30pm - 2:30pm, Thursday and Friday 9:30am - 11:30am. Every third Thursday of the month is a designated Public Open House Day for the general public, and tours are given in the time slots from 9:30am - 10:30am and **11:30am - 12:30pm** (slight change in the 2nd time slot)

Trash To Art Contest

The Trash to Art Contest is running from January 8, 2013 to March 15, 2013. The contest is open to 4th-6th grade classes in the RethinkWaste Service Area. The art piece (s) must be made as a class effort and prizes will be rewarded to a class. 90 percent of the art must be from scrap material collected from home, school, and everyday life, and artwork may be any art medium such as sculptures, collages, murals, etc. These art pieces will be displayed at the Shoreway Environmental Education Center and will add to the educational exhibits.

Earth Day

Save the Date! Join us for our 2nd Annual Earth Day on Saturday April 20, 2013 from 10:00am-2:00pm at the Shoreway Environmental Center in San Carlos. Staff is planning for lots of fun activities for the whole family. The event will include informational booths, music, arts and crafts, games, tours, free compost, and lots more. Bring your bottles and cans to redeem your money. Everyone who shows up automatically enters in a raffle. Trash to Art Contest winners will be recognized. Don't miss out on this fun-for-all event. Earth Day is every day at RethinkWaste. Staff will have more information on the website at www.RethinkWaste.org.

RethinkWaste Website and Social Media

The RethinkWaste website continues to be updated with information on the CartSMART residential collection and BizSMART commercial collection services, other program information and the Shoreway Environmental Center. The current site averaged approximately 625 visits per week since the last Board meeting, of which over 63% were new visits.

RethinkWaste Staff continues to work on the website revamp to make it more user-friendly and interactive based on feedback from customers, Board Member and the Public Education Subcommittee. Staff is working with the firm Gauger and Associates selected through a Request for Proposals process in the spring and summer of 2012.

Staff will continue to work with the Public Education Subcommittee on the redesign and seek some additional feedback from the Board. Staff anticipates the new website going live in spring 2013.

RethinkWaste also continues to use its Facebook and Twitter pages to promote program information and new services. To date, the Facebook page has 290 "likes," and the Twitter page has 129 followers. Staff will continue to work on strategies to drive more people to the pages. Our Facebook page can be found at www.facebook.com/rethinkwaste, and the Twitter page is located at www.twitter.com/rethinkwaste.

rethinker Newsletter

The spring issue of the *rethinker* is currently under development and focuses on Earth Day and spring cleaning tips. Per the Board action on September 12, 2012 to adopt the FY13 budget, the *rethinker* will be published three times annually, instead of quarterly. Also, per the budget, the spring issue will be included as an insert in Recology's February through April 2013 invoices.

Community Outreach Events

Staff is working with Recology to try and better coordinate the Community Outreach Events (Compost Giveaway, E-Scrap/Shredding Events, Recology's Bring Your Own Bucket Compost Giveaway, Confidential Document Destruction Service Event and Coats for Kids event) for this year to avoid any duplicative efforts. Additional information will be provided to Member Agencies in the coming weeks on the program details.

Sustainable San Mateo County Awards

Staff is excited to announce that the Shoreway Environmental Center will receive a Green Building Award from Sustainable San Mateo County at their 14th Annual Sustainability and Green Building Awards and Dinner to be held March 21st at the South San Francisco Conference Center. The facility is also a nominee for the 2013 Acterra Business Environment Awards.

Board Resources Binders

Staff delivered the Board of Directors JPA and Contracts Resources Binders to each Member Agency in December. The binders are meant to serve as a resource to each Agency on the JPA, contracts and other programs and services.

Approved Operating Agreement Amendments or Recommended Recology Franchise Agreement Administrative Changes

Staff is requesting that Member Agencies keep us apprised if any administrative changes have been made.

<u>Agreement</u>	<u>Board Approval</u>	<u>Staff Recommendation</u>	<u>Description</u>
Operations Agreement	October 28, 2010	N/A	Amendment No. 1. Is now effective as eight Member Agencies have approved the Amendments. Approved by: Belmont, Foster City, Menlo Park, Redwood City, San Carlos, City of San Mateo, San Mateo County, and West Bay Sanitary District.
Franchise Agreement(s)	N/A	Via email on October 20, 2010	Requested Member Agencies send letter accepting interest waiver offer from Recology on potential 2011 revenue requirement shortfall if rates approved after January 1 but before March 1, 2011. Approved by: Atherton, Foster City, Redwood City, City of San Mateo, San Mateo County, and West Bay Sanitary District.
Franchise Agreement(s)	N/A	Via email on December 9, 2010	Overage "bags" change to "tags"; SBWMA relief from purchasing battery/cell-phone bags; On-call bulky item collection temporary schedule for January 2011. Approved by: Foster City.
Franchise Agreement(s)	N/A	Via email on December 13, 2010	Member Agency self haul remittance of payments to SBWMA by Recology. Approved by: Burlingame, Foster City, and Redwood City.
Franchise Agreement(s)	N/A	Via email on June 3, 2011	Six Member Agencies (i.e., Belmont, Burlingame, Foster City, Menlo Park, Redwood City, San Carlos and City of San Mateo) are requested to allow Recology to continue using used collection vehicles through September 30, 2011. Approved by Foster City.
Franchise Agreements	N/A	Via email on December 2, 2011 and November 15, 2012	All Member Agencies were requested by Recology to modify the Bulky Item Collection service schedule. While customers can sign up for this service anytime, the Franchise Agreement requires the company to provide this service from January 1 through December 1 each year (i.e., not during the month of December). Approval of this request authorizes the company to change when the service is provided to February 1 through December 31 (i.e., not during the month of January) in order to provide service to those customers that prefer to schedule this service at the end of the calendar year. (Recology has received complaints from customers that wanted to schedule their 2 nd collection in December since they are entitled to two each calendar year). Approved for 2012/2013 by Belmont, Burlingame, Foster City, Menlo Park, San Mateo County and West Bay Sanitary District.



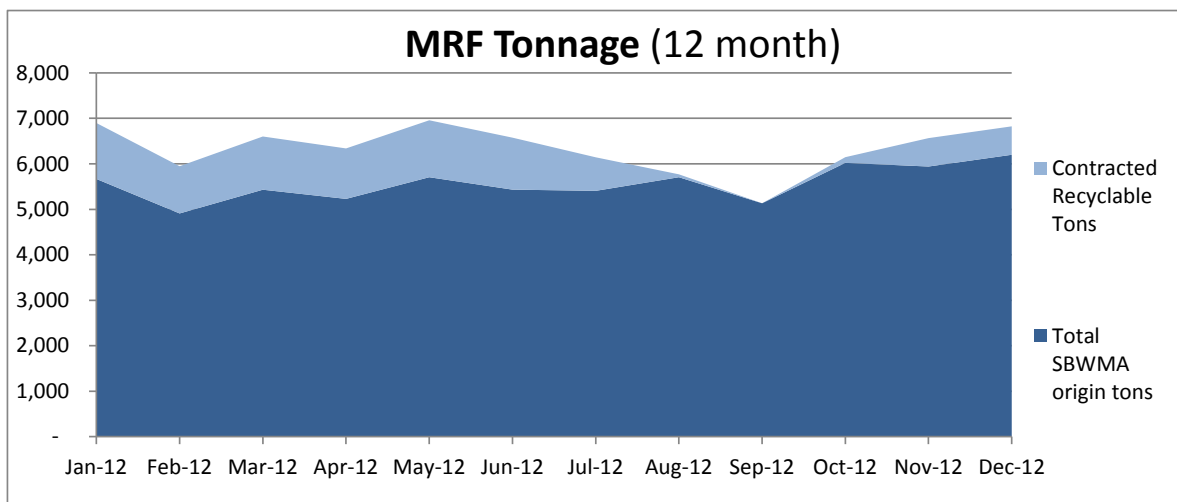
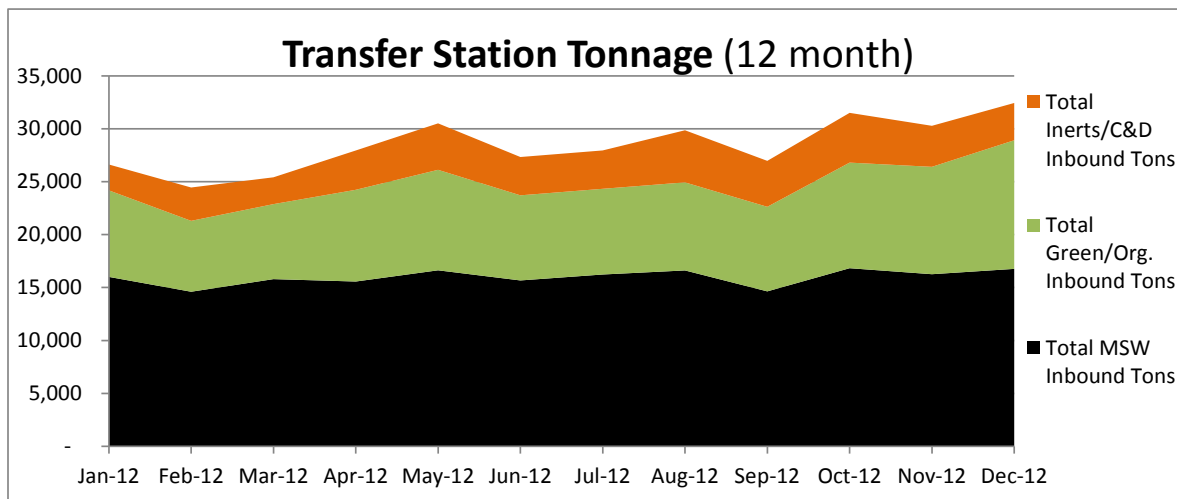
STAFF UPDATE

To: SBWMA Board Members
From: Hilary Gans, Facility Operations Contracts Manager
Date: January 24, 2013 Board of Director's Meeting
Subject: Shoreway Operations and Master Plan Update

I. OPERATIONS UPDATE

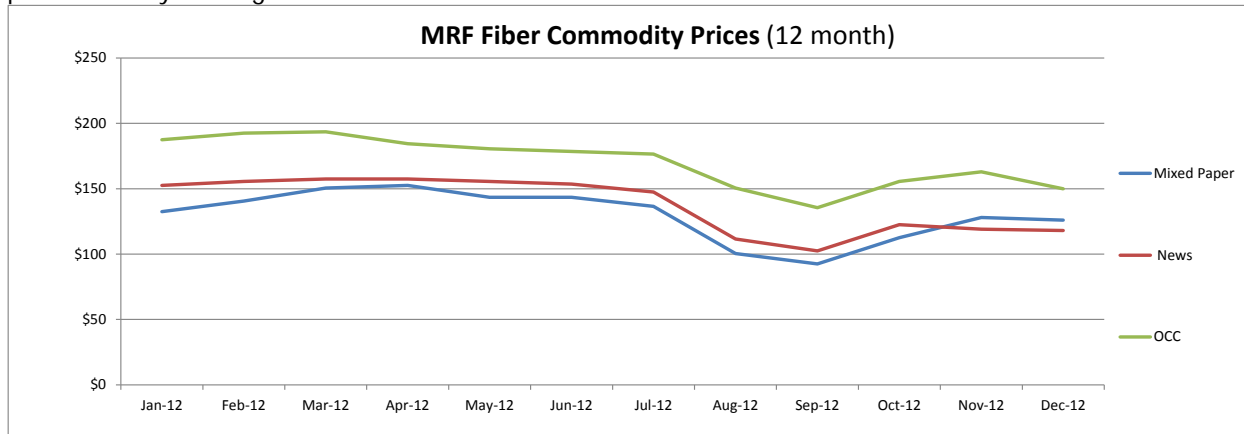
Facility Tonnage

The charts below provide a summary of the inbound tonnage at the Shoreway Transfer Station and MRF on a monthly basis. Public C&D and green volumes continue to increase year over year. For a period of eight-months (December to August 2012), the Shoreway MRF was processing contracted recyclable tons from Allied Waste's Newby Island facility. In the month of September, the chart shows this volume dropping to zero as this material was reabsorbed by the Newby Island MRF. Starting in October, Recology began delivering recyclable materials from the city of Pacifica to the Shoreway MRF.



Commodity Revenues

The chart below shows a recent MRF fiber commodity pricing drop through September with a modest commodity price recovery starting in October.



This chart provides a price trend summary of fiber commodities marketed by SBR from the Shoreway MRF and is taken from a market index (OBM) that tracks the export price for recycled fiber. SBR's pricing to the SBWMA is contractually tied to this index through the Fiber Price Assurance Mechanism (see Section 11-B in Operations Agreement). Since fiber represents the largest volume of commodities marketed from the MRF, the price and MRF volume charts provides a strong indicator of trend in SBWMA commodity revenues.

Operational Issues of Note

On December 7th, as a result of heavy rains, some commercial and residential single stream loads were delivered to the MRF in a form that was too wet to process. All loads on this day were inspected by the contractors and a total of 135 tons of recyclable materials were deemed too wet to process and were delivered to the transfer station for disposal. (When recyclable materials are excessively wet, the mechanical sorting equipment tends to shred the wet paper into wads and is unable to effectively separate the different recyclable material from each other). This is the first time that single stream materials have been too saturated to process. In an attempt to avoid a reoccurrence of this problem, SBWMA staff convened a meeting with Recology and SBR on January 14th to identify and implement operational practices to reduce the levels of water in loads before they are dumped at the MRF (i.e., draining water from the loads prior to tipping). Additional efforts will focus on developing collection best practices (e.g., reminding customers and drivers to make sure lids are closed on carts and bins) to minimize wet loads.

II. MASTER PLAN UPDATE

Construction Overview

This project update summarizes the status of the construction of the Shoreway Master Plan improvements which include the construction of new Materials Recovery Facility (MRF) building, modifications to the Transfer Station (TS), various site work, and the purchase and installation of the single stream processing equipment. At this point the major contracts associated with the Master Plan improvements (Phase I, Phase II, and Phase III contracts) have been closed. This report provides a discussion Construction Closeout Projects (both master plan and non-master plan related) and a summary of the Master Plan budget.

Issues of Note

On December 13th, 2012 a San Carlos Building department inspection was conducted and the Building Department had no remaining issues. On January 9, 2013, the SBWMA received the Certificate of Occupancy for

the Shoreway Environmental Center. Receiving the Certificate of Occupancy from the Building Department concludes the construction work associated with the Shoreway Environmental Center buildings. There continues to be master plan project work limited to the facility's education center that will continue for the first half of 2013.

Update on Shoreway Projects

The following construction activities are expected to occur during the next reporting period:

MRF and Transfer Station Buildings

- Installation of features at the outdoor education center area near the transfer station
- Plans developed for add-on to the MRF dust suppression system (ongoing)
- Cleaning plan developed to with SBR for ongoing facility maintenance

Site, Other Buildings and Projects

- RSMC maintenance building roof leak repairs
- Repairs to RSMC truck wash facility
- Repair to overhead sign damaged by SBR truck (*non-master plan*) (Ongoing)

Master Plan Project Expenditures Summary

In December there was a Master Plan balance of funds totaling \$1,232,700. With Board approval of the FY13 budget at the September 12th Board meeting, \$1,082,000 of these remaining funds were swept into the SBWMA undesignated cash reserves. An amount of \$150,690 remains in the Master Plan budget to complete the projects associated with the Master Plan close out. All construction contracts related to the MRF and transfer station buildings have been closed-out (this includes contracts with JS Amoroso, JRMA, and Covello). Ongoing reports to the Board will include updates on close-out projects with and full Master Plan completion expected in 2013.



FEBRUARY – JUNE 2013 BOARD AGENDA ITEMS (SUBJECT TO CHANGE)

February 28, 2013

- Consideration of Potential Amendments to the Uniform Franchise Agreement for Collection Services
- Resolution Approving Mid-Year Budget Adjustments for FY2013
- Approval of Quarterly Investment Report as of 12/31/12
- Update on Shoreway Remediation Project
- Approval of Annual Public Education Plan for Franchised Collection Services

March 28, 2013

- Staff Presentation on Recology San Mateo County 2012 Annual Report
- Staff Presentation on South Bay Recycling 2012 Annual Report
- Discussion on Modifications to Unrestricted Cash Reserve Policy
- Update on C&D Certification Program

April 25, 2013

- Discussion on 2014 Rate Setting Process and Rate Projections
- Consideration of Modifications to Unrestricted Cash Reserve Policy
- Update on Multi-Family Dwelling and Commercial Recycling
- Staff Presentation on Home Diversion Calculator Project

May 23, 2013

- Update on Strategic Plan: Research on Future Diversion Opportunities
- Approval of Quarterly Investment Report as of 3/31/13
- Review of Draft FY2014 Budget
- Report on Non-Exclusive Franchise Options for Commercial Recycling

June 27, 2013

- Approval of vendor contracts for FY2014
- Resolution Adopting FY2014 Budget
- Resolution Approving Findings from Review of Collection Services and Facility Operations Reports, Tonnage Data and Customer Service Systems Audits
- Findings from Review of Collection Services and Financial and Accounting Systems Audits