



STAFF UPDATES



STAFF UPDATE

To: SBWMA Board Members
From: Cliff Feldman, Recycling Programs Manager
Date: November 15, 2012 Board of Directors Meeting
Subject: Update on Recology Commercial Recycling Outreach Efforts

Recommendation

This is an informational report and no action is necessary.

Analysis

Recology San Mateo County (Recology) is not required to submit monthly statistics on its commercial recycling activities; however, the company is required to submit a quarterly status report on this program per section 9.06.N of the Franchise Agreement(s). Even though a monthly update is not contractually required, the company has agreed to provide the status of some key commercial recycling metrics each month. Below is information submitted by Recology for this staff report to the Board of Directors.

October 2012 Recology Commercial Recycling Outreach Program Metrics

- 331 commercial recycling brochures and posters were distributed
- 438 internal recycling containers were distributed
- 266 Buddy Bags were delivered
- 12 MFD tool kits were delivered
- 6 commercial recycling “community events” were reported

Date	Franchise	Customer Name	Location	Name of Event	Time
10/06/2012	C09	CITY OF SAN CARLOS - CITY HALL	DOWNTOWN LAUREL STREET	SAN CARLOS ART AND WINE	9:30AM - 5:30PM
10/13/2012	C09	CITY OF SAN CARLOS - CITY HALL	HIGHLANDS PARK	SAN CARLOS COMPOST GIVE-A-WAY	9:00AM - 12:00PM
10/14/2012	C02	CITY OF BELMONT - CITY HALL	1 TWIN PINES LN, BELMONT	SAVE THE MUSIC	11:00AM
10/17/2012	RWC	JONES LANG LA SALLE	211 REDWOOD SHORES PKWY	HEALTH AND WELLNESS FAIR	11:00AM - 1:00PM
10/24/2012	MAT	SAN MATEO EVENT CENTER	SAN MATEO EVENT CENTER, SAN MATEO	SAN MATEO BUSINESS EXPO	4:30PM - 7:30PM
10/27/2012	MAT	NEAL MOTOSHIGE	ROGELL COURT IN SAN MATEO	ROGELL COURT CLEAN UP	9:00AM
Franchise codes: ATH = Atherton, BEL = Belmont, BUR = Burlingame, CSM = County of San Mateo, EPA = East Palo Alto, FOC = Foster City, HIL = Hillsborough, MAT = San Mateo, MPK = Menlo Park, NFO = North Fair Oaks, RWC = Redwood City, SNC = San Carlos, WBS = West Bay Sanitary					
Member Agency codes: C01 = Atherton, C02 = Belmont, C03 = Burlingame, C04 = East Palo Alto, C05 = Foster City, C06 = Hillsborough, C07 = Menlo Park, C08 = Redwood City, C09 = San Carlos, C10 = San Mateo, C11 = North Fair Oaks, C12 = West Bay Sanitary District, C15 = County of San Mateo					

- October 2012 Recology Commercial Service Level Changes

Commencing with April 2012 staff report, a new section is being provided as per staff's request for Recology to report monthly on the net result of its commercial recycling sales efforts with regard to providing service. This table provides the changes in commercial service subscription levels (i.e., service volume) for the various materials picked up. For example:

- ❖ Belmont's commercial sector experienced:
 - ❖ a net decrease of 24.41 cubic yards of commercial Recycling service
 - ❖ a net decrease of 32.37 cubic yards of commercial Garbage service
 - ❖ a net increase of 1.39 cubic yards of commercial Compost service
 - ❖ Foster City's commercial sector experienced:
 - ❖ a net increase of 27.2 cubic yards of commercial Recycling service
 - ❖ a net increase of 153.12 cubic yards of commercial Garbage service
 - ❖ a net increase of 94.91 cubic yards of commercial Compost service
- (The "net" change in service includes all increases or decreases by current customers and all increases of new customers.)

Sum of Monthly Net Change	Commodity			
Franchise Code	Garbage	Recycling	Organics	Grand Total
BEL	-32.37	-24.41	1.39	-55.39
BUR	40.98	189.18	59.23	289.39
C02	16.63	8.31	8.31	33.25
C03	-26.85	-26.85	-26.85	-80.55
C06	-2.08	4.5		2.42
C07	-1.39	4.16		2.77
C08	-16.62	-69.45	-46.76	-132.83
C09	-8.31	-33.08	-30.13	-71.52
C10	-38.97	-84.18	-31.87	-155.02
CSM	-4.5	24.26	-1.38	18.38
EPA	10.91	-51.96	4.33	-36.72
FOC	153.12	27.2	94.91	275.23
MAT	71.01	-341.9	-4.16	-275.05
MPK	-8.48	420.38	23.21	435.11
NFO	61.48	99.78	-1.39	159.87
RWC	382.77	202.83	-1.72	583.88
SNC	-4.43	21.64	2.25	19.46
WBS		-18.7	8.66	-10.04
Grand Total	592.9	351.71	58.03	1002.64

Attachment A provides Recology's new monthly commercial service level changes report. This report provides the detail for each member Agency in the first tab titled "Monthly Volume Change June 2012." This information is summarized in the second tab titled "Summary."

- 5 different commercial accounts were included in the list of recycling “presentations and trainings” reported for October:

Date	Franchise	Customer Name	Location	Attendees (staff, custodians, students, etc.)	Time	Description
10/03/2012	BEL	NOTRE DAME DE NAMUR UNIVERSITY	BON APPETIT	KITCHEN STAFF	10:00 AM	TRAINING
10/10/2012	EPA	CREATIVE MONTESSORI	1421 BAY RD	JANITORS AND ADMINISTRATORS	5:30 PM	TRAINING
10/12/2012	EPA	CREATIVE MONTESSORI	1421 BAY RD	TEACHERS	2:00 PM	PRESENTATION
10/12/2012	EPA	CAHAN PROPERTIES	1735 E BAYSHORE	STARBUCKS EMPLOYEES	1:30 PM	PRESENTATION
10/12/2012	EPA	CAHAN PROPERTIES	1735 E BAYSHORE RD	TOGO'S EMPLOYEES	1:00 PM	PRESENTATION
10/15/2012	SNC	MORTYS RESTAURANT	MORTY'S RESTAURANT	OWNER, CHEF AND KITCHEN STAFF	1:00 PM	TRAINING
10/18/2012	SNC	MCDONALDS	MCDONALDS KITCHEN	WNER, MANAGERS AND EMPLOYEES	2:15 PM	TRAINING
10/29/2012	C02	CITY OF BELMONT	20 TWIN PINES LN	BELMONT RESIDENTS	10:00 AM	PRESENTATION
10/31/2012	SNC	MCDONALDS	MCDONALDS KITCHEN	WNER MANAGERS AND EMPLOYEES	2:00 PM	TRAINING

Franchise codes: ATH = Atherton, BEL = Belmont, BUR = Burlingame, CSM = County of San Mateo, EPA = East Palo Alto, FOC = Foster City, HIL = Hillsborough, MAT = San Mateo, MPK = Menlo Park, NFO = North Fair Oaks, RWC = Redwood City, SNC = San Carlos, WBS = West Bay Sanitary District

Member Agency codes: C01 = Atherton, C02 = Belmont, C03 = Burlingame, C04 = East Palo Alto, C05 = Foster City, C06 = Hillsborough, C07 = Menlo Park, C08 = Redwood City, C09 = San Carlos, C10 = San Mateo, C11 = North Fair Oaks, C12 = West Bay Sanitary District, C15 = County of San Mateo

Staff had numerous meetings with Recology during 2011 and 2012 on commercial recycling and requested additional analysis and data to facilitate decision-making on next steps regarding increasing tonnage from the commercial sector. In addition to analysis of the program's performance, staff has requested Recology to provide information on profiling commercial customers, the net change on account retention and attraction efforts and information related to the internal metrics used to measure the relative success and cost effectiveness of its commercial recycling outreach (sales) efforts. The results of these inquiries were discussed in detail at the Special Board Workshop on Commercial Recycling on March 29, 2012. Improvements have been made in these areas and the company has included in its last four quarterly reports quantifiable goals for attracting new customers, performing site assessments and checks, and contacting customers not recycling.

While Recology has greatly improved its reporting on commercial recycling activities, staff will continue to encourage the company to use common sales-type metrics to measure the success and cost effectiveness of the commercial recycling program and to also begin analyzing the net service level changes and business classification data. With a dedicated commercial recycling sales force of eight people and a manager, using all the data available to evaluate the cost effectiveness of this will continue to be encouraged.

Background

On April 22, 2010, the Board adopted Resolution No. 2010-14 approving the Commercial Recycling Agreement between Recology and Allied Waste/Republic Services. This agreement transferred Allied's commercial recycling outreach program to RSMC commencing on July 1, 2010. In addition, Recology moved its commercial recycling staff into the Shoreway Administration building on this date.

The Member Agencies Franchise Agreements with Recology required the company to commence the first new program, the Recycling Blitz Commercial Recycling Campaign, also on July 1, 2010. Recology's Recycling Blitz Plan and the SBWMA Commercial Recycling Communications and Outreach Plans were shared with the Board in May 2010. These plans outline the next steps regarding stepping up efforts to increase diversion from the commercial sector in the near term.

Commencing with Recology's first quarterly report due on April 30, 2011, the company is required to submit with each quarterly report a detailed update on its commercial recycling program outreach efforts. This requirement is prescribed in Franchise Agreement section 9.06.N, as follows:

- "N. Commercial Recycling Promotion Program Status Report.** Contractor must prepare and submit, both quarterly and annually, to Agency and SBWMA, a Commercial Recycling Program Status Report. The Commercial Recycling Program Status Report shall include, but not be limited to:
1. A summary of training and professional development activities for the Commercial Recycling Promotion and supervisory staff.
 2. A description of the strategy and overall approach to attract and retain a high quality and effective Commercial Recycling Promotion Program and supervisory staff.
 3. A description and status of meeting the goals and objectives for the Commercial Recycling Promotion team and how these goals and objectives are tied to the compensation incentive plan. (Contractor must explain how the stated goals and objectives will be accomplished if no compensation incentive plan is used.)
 4. A description of Contractor's sales strategy for maintaining and/or expanding the existing Commercial Recycling account base and diversion levels.
 5. A description of the services provided to the Commercial and Agency Facility sectors.
 6. A detailed accounting of diversion statistics for the Commercial and Agency Facility sectors."

Recology has now submitted all four quarterly reports for 2011, its 2011 annual report, and the three quarterly reports for 2012 and it is important to note that the commercial recycling section of all these reports has fallen short of establishing quantifiable goals with regards to increasing diversion, nor have these reports provided a detailed description of the strategic approach employed by the Recology sales team to increase diversion. However, the past four quarterly reports do provide general goals that are supported by task based metrics for the commercial recycling sales team. If quantifiable diversion goals and a specific sales based approach are shared with staff, this information will in turn be promptly shared with the Member Agencies.

Attachment:

Attachment A – Recology October 2012 Monthly Commercial Volume Change Report

RECOLOGY SAN MATEO COUNTY
NET CHANGE REPORT - DETAIL
OCTOBER 2012

Year	Current Month	Franchise Code	Commodity	Account Type	Cust Number	Name	House #	Street Name	Apt #	Prev Month Volume	Current Month Volume	Monthly Net Change	Weekly Volume Change	Customer Status Last Month	Customer Current Month	Customer Start Date	Customer End Date
2012	OCT	BEL	Garbage	Apartment	911164	SPEIKER COMPANY	2211	LAKE RD		25.98	12.99	-12.99	-3	Active	Active	10/19/1998	
2012	OCT	BEL	Garbage	Commercial	928267	HOLA MEXICAN REST. & CANT	1015	ALAMEDA DE LAS PULGAS		38.97	0	-38.97	-9	Active	Stopped	07/21/1999	09/30/2012
2012	OCT	BEL	Garbage	Apartment	929182	WHITLEY PROP. MGMT INC.	1140	ELMER ST		6.24	4.16	-2.08	-0.48	Active	Active	06/01/1986	
2012	OCT	BEL	Garbage	Commercial	929836	ROBERT'S APPLIANCES SERVI	570	MARINE VIEW AVE	F	0.69	0	-0.69	-0.16	Active	Stopped	11/11/2003	09/30/2012
2012	OCT	BEL	Garbage	Apartment		MADISON BELMONT APTS	641	OLD COUNTY RD		77.94	99.59	21.65	5	Active	Active	11/01/2009	
2012	OCT	BEL	Garbage	Commercial	930370	SWEDCOM	1075	OLD COUNTY RD	C	25.98	0	-25.98	-6	Active	Active	10/04/2004	
2012	OCT	BEL	Garbage	Commercial	931188	L MILLER & K RIZZO	1200	SIXTH AVE		4.33	0	-4.33	-1	Active	Stopped	01/01/1993	10/18/2012
2012	OCT	BEL	Garbage	Commercial	1168335	CALVARY SAN MATEO	3254	LORI DR		0	1.39	1.39	0.32	Active	Active	05/31/2011	
2012	OCT	BEL	Garbage	Apartment	1270909	181 IRENE CT	181	IRENE CT		20.78	17.32	-3.46	-0.8	Active	Active	05/11/2012	
2012	OCT	BEL	Garbage	Apartment	1276781	SPIEKER COMPANIES INC	2200	LAKE RD		35.33	18.71	-16.62	-3.84	Active	Active	06/04/2012	
2012	OCT	BEL	Garbage	Commercial	1292853	SAN MATEO COUNTY DEMOCF	650	EL CAMINO REAL		2.08	4.16	2.08	0.48	Active	Active	07/24/2012	
2012	OCT	BEL	Garbage	Commercial	1301738	MAKT SYSTEMS	570	MARINE VIEW AVE	A	0.69	0	-0.69	-0.16	Active	Stopped	08/14/2012	10/30/2012
2012	OCT	BEL	Garbage	Commercial	1315241	DMC AUTO REPAIR INC	319	OLD COUNTY RD		0	4.33	4.33	1		New	10/03/2012	
2012	OCT	BEL	Garbage	Commercial	1316231	HOLA MEXICAN RESTAURNT &	1015	ALAMEDA DE LAS PULGAS		0	38.97	38.97	9		Active	10/01/2012	
2012	OCT	BEL	Garbage	Commercial	1323310	ROBERT'S APPLIANCES SERVI	570	MARINE VIEW AVE	F	0	0.69	0.69	0.16		Active	10/01/2012	
2012	OCT	BEL	Garbage	Commercial	1326230	READ,BOB	1200	SIXTH AVE		0	4.33	4.33	1		New	10/25/2012	
Garbage Total										239.01	206.64	-32.37					
2012	OCT	BEL	Organics	Apartment	911503	ALEVIZOS APTS	2130	VALERGA DR		0	1.39	1.39	0.32	Active	Active	05/04/1998	
Organics Total										0	1.39	1.39					
2012	OCT	BEL	Recycling	Apartment	910448	WHITLEY PROP. MGMT INC	1191	ALAMEDA DE LAS PULGAS	A	4.16	12.47	8.31	1.92	Active	Active	06/11/1984	
2012	OCT	BEL	Recycling	Apartment	911164	SPEIKER COMPANY	2211	LAKE RD		24.94	41.57	16.63	3.84	Active	Active	10/19/1998	
2012	OCT	BEL	Recycling	Commercial	928663	MIHO YAMAWAKI	374	EL CAMINO REAL		0.69	1.39	0.7	0.16	Active	Active	06/01/1989	
2012	OCT	BEL	Recycling	Commercial	928721	FRG/MCDONALDS #380	522	EL CAMINO REAL		51.96	34.64	-17.32	-4	Active	Active	10/01/2004	
2012	OCT	BEL	Recycling	Commercial	929059	ANCHOR REALITY INC	1501	EL CAMINO REAL		51.96	17.32	-34.64	-8	Active	Active	11/01/1997	
2012	OCT	BEL	Recycling	Commercial	929109	SACKETT CORPORATION	1625	EL CAMINO REAL		51.96	34.64	-17.32	-4	Active	Active	03/01/2007	
2012	OCT	BEL	Recycling	Commercial	929836	ROBERT'S APPLIANCES SERVI	570	MARINE VIEW AVE	F	2.08	0	-2.08	-0.48	Active	Stopped	11/11/2003	09/30/2012
2012	OCT	BEL	Recycling	Commercial	930370	SWEDCOM	1075	OLD COUNTY RD	C	12.99	25.98	12.99	3	Active	Active	10/04/2004	
2012	OCT	BEL	Recycling	Commercial	931188	L MILLER & K RIZZO	1200	SIXTH AVE		2.08	0	-2.08	-0.48	Active	Stopped	01/01/1993	10/18/2012
2012	OCT	BEL	Recycling	Apartment	1267285	STALCAR, MARIA	2180	CARLMONT DR		0	4.16	4.16	0.96	Active	Active	05/01/2012	
2012	OCT	BEL	Recycling	Commercial	1301738	MAKT SYSTEMS	570	MARINE VIEW AVE	A	2.08	0	-2.08	-0.48	Active	Stopped	08/14/2012	10/30/2012
2012	OCT	BEL	Recycling	Commercial	1315241	DMC AUTO REPAIR INC	319	OLD COUNTY RD		0	4.16	4.16	0.96		New	10/03/2012	
2012	OCT	BEL	Recycling	Commercial	1323310	ROBERT'S APPLIANCES SERVI	570	MARINE VIEW AVE	F	0	2.08	2.08	0.48		Active	10/01/2012	
2012	OCT	BEL	Recycling	Commercial	1326230	READ,BOB	1200	SIXTH AVE		0	2.08	2.08	0.48		New	10/25/2012	
Recycling Total										204.9	180.49	-24.41					
2012	OCT	BUR	Garbage	Apartment	912188	BURLINGAME TOWERS	1469	BELLEVUE AVE		56.12	0	-56.12	-12.96	Active	Stopped	02/01/2007	09/30/2012
2012	OCT	BUR	Garbage	Apartment	913699	SECRET, ALLEN	16	HIGHLAND AVE		0	6.24	6.24	1.44	Active	Active	08/01/1996	
2012	OCT	BUR	Garbage	Commercial	992016	HILTON SFO AIRPORT	600	AIRPORT BLVD		0	103.92	103.92	24	Active	Active	02/18/2009	
2012	OCT	BUR	Garbage	Commercial	993840	LUCY ACTIVEWEAR	1208	BURLINGAME AVE		0	6.24	6.24	1.44	Active	Active	06/11/2001	
2012	OCT	BUR	Garbage	Commercial	993857	MINGALABA INC	1213	BURLINGAME AVE		20.78	10.39	-10.39	-2.4	Active	Active	03/01/2008	
2012	OCT	BUR	Garbage	Commercial	993972	PEET'S COFFEE & TEA	1241	BURLINGAME AVE		33.95	0	-33.95	-7.84	Active	Stopped	07/17/2009	09/30/2012
2012	OCT	BUR	Garbage	Commercial	994020	TEACAKE BAKE SHOP	1309	BURLINGAME AVE		9.7	0	-9.7	-2.24	Active	Stopped	03/01/2010	10/06/2012
2012	OCT	BUR	Garbage	Commercial	994293	PLAZA DE PAWS	1429	BURLINGAME AVE		2.08	0	-2.08	-0.48	Active	Stopped	05/01/2003	10/03/2012
2012	OCT	BUR	Garbage	Commercial	995555	MIKE HARVEY HONDA	1100	CAROLAN AVE		4.16	0	-4.16	-0.96	Active	Stopped	03/27/2002	10/01/2012
2012	OCT	BUR	Garbage	Apartment	1000280	PRIMROSE GARDEN HOA	119	PRIMROSE RD		0	4.16	4.16	0.96	Active	Active	05/01/1989	
2012	OCT	BUR	Garbage	Commercial	1001015	WESTERN RIGGING PROD	1335	ROLLINS RD		4.33	0.69	-3.64	-0.84	Active	Active	05/01/1986	
2012	OCT	BUR	Garbage	Commercial	1001023	EUROPEAN MOTOR SPORT/TIF	1335	ROLLINS RD	B	4.33	2.08	-2.25	-0.52	Active	Active	08/08/2007	
2012	OCT	BUR	Garbage	Commercial	1191139	WILLIAMS SONOMA INC #281	1230	BURLINGAME AVE		207.84	103.92	-103.92	-24	Active	Active	08/01/2011	
2012	OCT	BUR	Garbage	Commercial	1204262	JUST NATURAL INC.	1675	ROLLINS RD		4.33	0	-4.33	-1	Active	Stopped	09/12/2011	09/30/2012
2012	OCT	BUR	Garbage	Commercial	1211069	BAY BREAD LLC	1152	BURLINGAME AVE		9.7	0	-9.7	-2.24	Active	Stopped	09/28/2011	09/30/2012
2012	OCT	BUR	Garbage	Commercial	1243765	REAL MEX RESTAURANTS	1590	BAYSHORE HWY		0	17.32	17.32	4	Active	Active	10/05/2011	

RECOLOGY SAN MATEO COUNTY
NET CHANGE REPORT - DETAIL

OCTOBER 2012

2012	OCT	BUR	Garbage	Commercial	1288406	MOUNTAIN VIEW STAGING	1439 N CAROLAN AVE	0	1.39	1.39	0.32	Active	Active	07/10/2012	
2012	OCT	BUR	Garbage	Commercial	1289651	LLOYD,DEANA	261 CALIFORNIA DR	0.43	0	-0.43	-0.1	Active	Stopped	07/10/2012 10/09/2012	
2012	OCT	BUR	Garbage	Commercial	1303551	DAVID'S TEA USA INC.	1402 BURLINGAME AVE	0	2.77	2.77	0.64	Active	Active	10/01/2012	
2012	OCT	BUR	Garbage	Commercial	1308287	LUCY ACTIVEWARE	1111 BURLINGAME AVE	6.24	0	-6.24	-1.44	Active	Stopped	08/31/2012 10/29/2012	
2012	OCT	BUR	Garbage	Commercial	1312537	GOODWILL	1215 CALIFORNIA DR	8.66	12.99	4.33	1	New	Active	09/25/2012	
2012	OCT	BUR	Garbage	Commercial	1314228	ONYX SALON	1113 BURLINGAME AVE	0	4.16	4.16	0.96	Active	Active	10/01/2012	
2012	OCT	BUR	Garbage	Commercial	1314517	ROBERT	1385 MARSTEN RD	C	0	2.08	2.08	0.48	New	Active	09/25/2012
2012	OCT	BUR	Garbage	Commercial	1315431	PARK, SEUNG K	507 CALIFORNIA DR	0	0.69	0.69	0.16	New	New	10/02/2012	
2012	OCT	BUR	Garbage	Commercial	1315571	NEW RENAISSANCE INSTITUTI	831 MITTEN RD	0	1.39	1.39	0.32	New	Active	09/27/2012	
2012	OCT	BUR	Garbage	Commercial	1315688	K&G INTERNATIONAL TRADING	1300 ROLLINS RD	0	2.08	2.08	0.48	New	New	10/02/2012	
2012	OCT	BUR	Garbage	Commercial	1316298	TODAYS SOTHEBY'S INTERNA	1115 HOWARD AVE	0	2.08	2.08	0.48	New	New	10/02/2012	
2012	OCT	BUR	Garbage	Commercial	1316330	DANLIES, INC.	383 BEACH RD	0	0.69	0.69	0.16	New	New	10/02/2012	
2012	OCT	BUR	Garbage	Commercial	1316439	PEET'S COFFEE & TEA	1241 BURLINGAME AVE	0	33.95	33.95	7.84	Active	Active	10/01/2012	
2012	OCT	BUR	Garbage	Apartment	1316785	SORENSEN'S & SORENSEN	215 ANITA RD	0	3.46	3.46	0.8	New	New	10/02/2012	
2012	OCT	BUR	Garbage	Commercial	1319490	THE MELT	1401 BURLINGAME AVE	0	14.55	14.55	3.36	New	New	10/09/2012	
2012	OCT	BUR	Garbage	Commercial	1323229	ARINC	861 HINCKLEY RD	0	2.08	2.08	0.48	New	New	10/17/2012	
2012	OCT	BUR	Garbage	Apartment	1323237	BURLINGAME TOWERS	1469 BELLEVUE AVE	0	56.12	56.12	12.96	Active	Active	10/01/2012	
2012	OCT	BUR	Garbage	Commercial	1323492	JUST NATURAL INC	1675 ROLLINS RD	0	4.33	4.33	1	Active	Active	10/01/2012	
2012	OCT	BUR	Garbage	Commercial	1324540	WISH SOCIAL EVENTS	1011 EDWARDS RD	0	1.39	1.39	0.32	New	New	10/23/2012	
2012	OCT	BUR	Garbage	Commercial	1324912	THE CORPORATE LAW GROUPO	1342 ROLLINS RD	0	0.69	0.69	0.16	New	New	10/16/2012	
2012	OCT	BUR	Garbage	Commercial	1326636	BAY BREAD LLC	1152 BURLINGAME AVE	0	9.7	9.7	2.24	Active	Active	10/01/2012	
2012	OCT	BUR	Garbage	Commercial	1327014	DESIGNER TECHNOLOGIES	1216 ROLLINS RD	C	0	1.39	1.39	0.32	New	New	10/25/2012
2012	OCT	BUR	Garbage	Commercial	1329341	HARRIS,THOMAS	1745 ADRIAN RD	1	0	0.69	0.69	0.16	New	New	10/31/2012
Garbage Total								372.65	413.63	40.98					
2012	OCT	BUR	Organics	Apartment	913756	MAHNKEN CHARLES	907 HOWARD AVE	0	2.08	2.08	0.48	Active	Active	03/01/1986	
2012	OCT	BUR	Organics	Apartment	992172	ANSEL ASSOC	606 ANSEL RD	0.69	0	-0.69	-0.16	Active	Active	04/01/1986	
2012	OCT	BUR	Organics	Commercial	993857	MINGALABA INC	1213 BURLINGAME AVE	0	11.08	11.08	2.56	Active	Active	03/01/2008	
2012	OCT	BUR	Organics	Commercial	993972	PEET'S COFFEE & TEA	1241 BURLINGAME AVE	48.5	0	-48.5	-11.2	Active	Stopped	07/17/2009 09/30/2012	
2012	OCT	BUR	Organics	Commercial	995852	OUR LADY OF ANGELS SCHOC	1345 CORTEZ AVE	4.16	8.31	4.15	0.96	Active	Active	04/01/1986	
2012	OCT	BUR	Organics	Apartment	996629	EDWARD ZHAO	827 EL CAMINO REAL	2.08	0	-2.08	-0.48	Active	Active	04/01/2008	
2012	OCT	BUR	Organics	Commercial	998047	THE UNIQUE BRIDE	1209 HOWARD AVE	4.16	2.77	-1.39	-0.32	Active	Active	08/08/1989	
2012	OCT	BUR	Organics	Commercial	1211069	BAY BREAD LLC	1152 BURLINGAME AVE	9.7	0	-9.7	-2.24	Active	Stopped	09/28/2011 09/30/2012	
2012	OCT	BUR	Organics	Commercial	1243765	REAL MEX RESTAURANTS	1590 BAYSHORE HWY	0	34.64	34.64	8	Active	Active	10/05/2011	
2012	OCT	BUR	Organics	Commercial	1266410	BATHINDA FOODS LLC	1200 HOWARD AVE	106	2.08	1.39	-0.69	-0.16	Active	Active	05/08/2012
2012	OCT	BUR	Organics	Commercial	1274893	BWRS	1333 BAYSHORE HWY	99.59	90.93	-8.66	-2	Active	Active	05/30/2012	
2012	OCT	BUR	Organics	Commercial	1303551	DAVID'S TEA USA INC.	1402 BURLINGAME AVE	0	1.39	1.39	0.32	Active	Active	10/01/2012	
2012	OCT	BUR	Organics	Commercial	1316439	PEET'S COFFEE & TEA	1241 BURLINGAME AVE	0	48.5	48.5	11.2	Active	Active	10/01/2012	
2012	OCT	BUR	Organics	Commercial	1319490	THE MELT	1401 BURLINGAME AVE	0	19.4	19.4	4.48	New	New	10/09/2012	
2012	OCT	BUR	Organics	Commercial	1326636	BAY BREAD LLC	1152 BURLINGAME AVE	0	9.7	9.7	2.24	Active	Active	10/01/2012	
Organics Total								170.96	230.19	59.23					
2012	OCT	BUR	Recycling	Apartment	912188	BURLINGAME TOWERS	1469 BELLEVUE AVE	18.71	0	-18.71	-4.32	Active	Stopped	02/01/2007 09/30/2012	
2012	OCT	BUR	Recycling	Apartment	912311	DAVIDIAN G	1131 CAPUCHINO AVE	0	2.08	2.08	0.48	Active	Active	02/01/1979	
2012	OCT	BUR	Recycling	Apartment	913731	PENTAVEST PROPERTIES LP	1500 HILLSIDE DR	4.16	0	-4.16	-0.96	Active	Active	12/10/2007	
2012	OCT	BUR	Recycling	Apartment	914101	NANCY ZENG	800 MORRELL AVE	2.08	4.16	2.08	0.48	Active	Active	09/14/2009	
2012	OCT	BUR	Recycling	Commercial	992362	AU ENERGY LLC	1390 BAYSHORE HWY	0	12.99	12.99	3	Active	Active	03/22/2010	
2012	OCT	BUR	Recycling	Commercial	993493	BROADWAY GRILL INC	1400 BROADWAY ST	12.47	0	-12.47	-2.88	Active	Active	12/15/2006	
2012	OCT	BUR	Recycling	Commercial	993840	LUCY ACTIVEWEAR	1208 BURLINGAME AVE	0	8.66	8.66	2	Active	Active	06/11/2001	
2012	OCT	BUR	Recycling	Commercial	993972	PEET'S COFFEE & TEA	1241 BURLINGAME AVE	17.32	0	-17.32	-4	Active	Stopped	07/17/2009 09/30/2012	
2012	OCT	BUR	Recycling	Commercial	994020	TEACAKE BAKE SHOP	1309 BURLINGAME AVE	12.99	0	-12.99	-3	Active	Stopped	03/01/2010 10/06/2012	
2012	OCT	BUR	Recycling	Commercial	994293	PLAZA DE PAWS	1429 BURLINGAME AVE	4.33	0	-4.33	-1	Active	Stopped	05/01/2003 10/03/2012	
2012	OCT	BUR	Recycling	Apartment	995373	OREY & WANDA FACCHINI	1204 CAPUCHINO AVE	0	2.08	2.08	0.48	Active	Active	04/01/1986	
2012	OCT	BUR	Recycling	Commercial	995597	COLDWELL BANKER	1412 CHAPIN AVE	2.08	6.24	4.16	0.96	Active	Active	01/14/1997	
2012	OCT	BUR	Recycling	Apartment	998732	SABATINI DON	340 LORTON AVE	0	2.08	2.08	0.48	Active	Active	01/08/1988	
2012	OCT	BUR	Recycling	Commercial	998757	CARRICK & ENGLISH	345 LORTON AVE	12.47	24.94	12.47	2.88	Active	Active	06/01/1986	

RECOLOGY SAN MATEO COUNTY
NET CHANGE REPORT - DETAIL
OCTOBER 2012

2012 OCT	BUR	Recycling	Commercial	1001593	CLASSIC PARTY RENTALS	1635 ROLLINS RD	0	25.98	25.98	6	Active	Active	07/13/2004	
2012 OCT	BUR	Recycling	Commercial	1002062	AMERICAN RED CROSS	1710 TROUSDALE DR	2.08	4.16	2.08	0.48	Active	Active	05/01/1986	
2012 OCT	BUR	Recycling	Apartment	1072958	EQUITY RES/NORTH PARK APT	1080 CAROLAN AVE	259.28	300.85	41.57	9.6	Active	Active	10/05/2010	
2012 OCT	BUR	Recycling	Apartment	1155803	JACOB, ANNIE	1226 BROADWAY ST	0	2.08	2.08	0.48	Active	Active	04/12/2011	
2012 OCT	BUR	Recycling	Commercial	1202332	UNITED PROPERTY SALES	1238 EL CAMINO REAL	2.08	4.16	2.08	0.48	Active	Active	09/01/2011	
2012 OCT	BUR	Recycling	Commercial	1204262	JUST NATURAL INC.	1675 ROLLINS RD	25.98	0	-25.98	-6	Active	Stopped	09/12/2011 09/30/2012	
2012 OCT	BUR	Recycling	Commercial	1211069	BAY BREAD LLC	1152 BURLINGAME AVE	16.63	0	-16.63	-3.84	Active	Stopped	09/28/2011 09/30/2012	
2012 OCT	BUR	Recycling	Commercial	1243765	REAL MEX RESTAURANTS	1590 BAYSHORE HWY	0	12.99	12.99	3	Active	Active	10/05/2011	
2012 OCT	BUR	Recycling	Commercial	1289651	LLOYD, DEANA	261 CALIFORNIA DR	0.69	0	-0.69	-0.16	Active	Stopped	07/10/2012 10/09/2012	
2012 OCT	BUR	Recycling	Commercial	1303551	DAVID'S TEA USA INC.	1402 BURLINGAME AVE	0	2.08	2.08	0.48	Active	Active	10/01/2012	
2012 OCT	BUR	Recycling	Commercial	1308287	LUCY ACTIVEWARE	1111 BURLINGAME AVE	2.08	0	-2.08	-0.48	Active	Stopped	08/31/2012 10/29/2012	
2012 OCT	BUR	Recycling	Commercial	1308691	NEW ENGLAND LOBSTER CO.	824 COWAN RD	17.15	30.14	12.99	3	New	Active	09/11/2012	
2012 OCT	BUR	Recycling	Commercial	1312537	GOODWILL	1215 CALIFORNIA DR	8.66	12.99	4.33	1	New	Active	09/25/2012	
2012 OCT	BUR	Recycling	Commercial	1313667	GLOW HERBALGENIC USA INC	1038 EDWARDS RD	0	1.39	1.39	0.32	New	Active	09/26/2012	
2012 OCT	BUR	Recycling	Commercial	1314228	ONYX SALON	1113 BURLINGAME AVE	0	4.16	4.16	0.96	Active	Active	10/01/2012	
2012 OCT	BUR	Recycling	Commercial	1314517	ROBERT	1385 MARSTEN RD	C	0	4.16	4.16	0.96	New	Active	09/25/2012
2012 OCT	BUR	Recycling	Commercial	1315431	PARK, SEUNG K	507 CALIFORNIA DR	0	1.39	1.39	0.32	New	New	10/02/2012	
2012 OCT	BUR	Recycling	Commercial	1315571	NEW RENAISSANCE INSTITUTI	831 MITTEN RD	0	1.39	1.39	0.32	New	Active	09/27/2012	
2012 OCT	BUR	Recycling	Commercial	1315688	K&G INTERNATIONAL TRADING	1300 ROLLINS RD	0	2.08	2.08	0.48	New	New	10/02/2012	
2012 OCT	BUR	Recycling	Commercial	1316298	TODAYS SOTHEBY'S INTERNA	1115 HOWARD AVE	0	1.39	1.39	0.32	New	New	10/02/2012	
2012 OCT	BUR	Recycling	Commercial	1316330	DANLIES, INC.	383 BEACH RD	0	25.98	25.98	6	New	New	10/02/2012	
2012 OCT	BUR	Recycling	Commercial	1316439	PEET'S COFFEE & TEA	1241 BURLINGAME AVE	0	17.32	17.32	4	Active	Active	10/01/2012	
2012 OCT	BUR	Recycling	Apartment	1316785	SORENSEN'S & SORENSEN	215 ANITA RD	0	10.39	10.39	2.4	New	New	10/02/2012	
2012 OCT	BUR	Recycling	Commercial	1319490	THE MELT	1401 BURLINGAME AVE	0	12.47	12.47	2.88	New	New	10/09/2012	
2012 OCT	BUR	Recycling	Commercial	1323229	ARINC	861 HINCKLEY RD	0	2.08	2.08	0.48	New	New	10/17/2012	
2012 OCT	BUR	Recycling	Apartment	1323237	BURLINGAME TOWERS	1469 BELLEVUE AVE	0	18.71	18.71	4.32	Active	Active	10/01/2012	
2012 OCT	BUR	Recycling	Commercial	1323492	JUST NATURAL INC	1675 ROLLINS RD	0	25.98	25.98	6	Active	Active	10/01/2012	
2012 OCT	BUR	Recycling	Commercial	1324540	WISH SOCIAL EVENTS	1011 EDWARDS RD	0	1.39	1.39	0.32	New	New	10/23/2012	
2012 OCT	BUR	Recycling	Commercial	1324912	THE CORPORATE LAW GROUPE	1342 ROLLINS RD	0	1.39	1.39	0.32	New	New	10/16/2012	
2012 OCT	BUR	Recycling	Commercial	1326636	BAY BREAD LLC	1152 BURLINGAME AVE	0	16.63	16.63	3.84	Active	Active	10/01/2012	
2012 OCT	BUR	Recycling	Commercial	1327014	DESIGNER TECHNOLOGIES	1216 ROLLINS RD	C	0	2.77	2.77	0.64	New	New	10/25/2012
2012 OCT	BUR	Recycling	Commercial	1329341	HARRIS, THOMAS	1745 ADRIAN RD	1	0	0.69	0.69	0.16	New	New	10/31/2012
Recycling Total							421.24	610.42	189.18					
2012 OCT	C02	Garbage	Commercial	934406	CITY OF BELMONT	30 TWIN PINES LN	25.98	42.61	16.63	3.84	Active	Active	05/01/1990	
Garbage Total							25.98	42.61	16.63					
2012 OCT	C02	Organics	Commercial	934406	CITY OF BELMONT	30 TWIN PINES LN	8.66	16.97	8.31	1.92	Active	Active	05/01/1990	
Organics Total							8.66	16.97	8.31					
2012 OCT	C02	Recycling	Commercial	934406	CITY OF BELMONT	30 TWIN PINES LN	23.21	31.52	8.31	1.92	Active	Active	05/01/1990	
Recycling Total							23.21	31.52	8.31					
2012 OCT	C03	Garbage	Commercial	1315985	PET PARADE	0 CHULA VISTA AVE	SPE	26.85	0	-26.85	-6.2	New	Stopped	09/28/2012 10/01/2012
Garbage Total							26.85	0	-26.85					
2012 OCT	C03	Organics	Commercial	1315985	PET PARADE	0 CHULA VISTA AVE	SPE	26.85	0	-26.85	-6.2	New	Stopped	09/28/2012 10/01/2012
Organics Total							26.85	0	-26.85					
2012 OCT	C03	Recycling	Commercial	1315985	PET PARADE	0 CHULA VISTA AVE	SPE	26.85	0	-26.85	-6.2	New	Stopped	09/28/2012 10/01/2012
Recycling Total							26.85	0	-26.85					
2012 OCT	C06	Garbage	Commercial	933440	TOWN OF HILLSBOROUGH	1320 LA HONDA RD	2.08	0	-2.08	-0.48	Active	Active	05/03/1999	
Garbage Total							2.08	0	-2.08					
2012 OCT	C06	Recycling	Commercial	933440	TOWN OF HILLSBOROUGH	1320 LA HONDA RD	6.93	11.43	4.5	1.04	Active	Active	05/03/1999	
Recycling Total							6.93	11.43	4.5					
2012 OCT	C07	Garbage	Commercial	933911	CITY CAN - MENLO PARK (PEE	0 PEET'S COFFEE	3.46	0	-3.46	-0.8	Active	Stopped	03/01/2003 10/17/2012	
2012 OCT	C07	Garbage	Commercial	1280163	CITY CAN - MENLO PARK	899 SANTA CRUZ AVE	.	1.39	2.08	0.69	0.16	Active	Active	06/15/2012
2012 OCT	C07	Garbage	Commercial	1325463	CITY CAN - MENLO PARK	1010 UNIVERSITY DR	.	0	0.69	0.69	0.16	New	New	10/24/2012
2012 OCT	C07	Garbage	Commercial	1325497	CITY CAN - MENLO PARK	1000 EVELYN ST	.	0	0.69	0.69	0.16	New	New	10/24/2012
Garbage Total							4.85	3.46	-1.39					

RECOLOGY SAN MATEO COUNTY
NET CHANGE REPORT - DETAIL
OCTOBER 2012

2012 OCT	C07	Recycling Commercial	1324094 STACY ALEXANDER	2359 BRANNER DR	SPE	0	4.16	4.16	0.96	New	10/12/2012	
		Recycling Total				0	4.16	4.16				
2012 OCT	C08	Garbage Commercial	1315704 SALSA FESTIVAL	0 MARSHALL ST	SPE	20.78	0	-20.78	-4.8	New	Stopped	09/27/2012 10/01/2012
2012 OCT	C08	Garbage Commercial	1323104 CITY CAN - REDWOOD CITY	855 JEFFERSON AVE		0	4.16	4.16	0.96	New	New	10/10/2012
		Garbage Total				20.78	4.16	-16.62				
2012 OCT	C08	Organics Commercial	1315704 SALSA FESTIVAL	0 MARSHALL ST	SPE	46.76	0	-46.76	-10.8	New	Stopped	09/27/2012 10/01/2012
		Organics Total				46.76	0	-46.76				
2012 OCT	C08	Recycling Commercial	975235 CITY OF REDWOOD CITY-FIRE	755 MARSHALL ST		9.7	12.99	3.29	0.76	Active	Active	04/21/1988
2012 OCT	C08	Recycling Commercial	1315704 SALSA FESTIVAL	0 MARSHALL ST	SPE	72.74	0	-72.74	-16.8	New	Stopped	09/27/2012 10/01/2012
		Recycling Total				82.44	12.99	-69.45				
2012 OCT	C09	Garbage Commercial	1315555 ST CHARLES CHURCH FUNDR.	850 TAMARACK AVE	SPE	8.31	0	-8.31	-1.92	New	Stopped	09/27/2012 10/01/2012
		Garbage Total				8.31	0	-8.31				
2012 OCT	C09	Organics Commercial	932673 CITY OF SAN CARLOS - CORP	1000 BRANSTEN RD		0	4.16	4.16	0.96	Active	Active	11/18/1999
2012 OCT	C09	Organics Commercial	1315555 ST CHARLES CHURCH FUNDR.	850 TAMARACK AVE	SPE	34.29	0	-34.29	-7.92	New	Stopped	09/27/2012 10/01/2012
		Organics Total				34.29	4.16	-30.13				
2012 OCT	C09	Recycling Commercial	933226 CITY OF SAN CARLOS - CITY H	600 ELM ST		13.68	27.37	13.69	3.16	Active	Active	05/09/1988
2012 OCT	C09	Recycling Commercial	1315555 ST CHARLES CHURCH FUNDR.	850 TAMARACK AVE	SPE	39.84	0	-39.84	-9.2	New	Stopped	09/27/2012 10/01/2012
2012 OCT	C09	Recycling Commercial	1315860 SHRED IT EVENT	0 HOLLY ST & EL CAMINO	SPE	6.93	0	-6.93	-1.6	New	Stopped	09/28/2012 10/01/2012
		Recycling Total				60.45	27.37	-33.08				
2012 OCT	C10	Garbage Commercial	932632 CITY OF SAN MATEO - FIRE DE	545 BARNESON AVE		8.66	4.33	-4.33	-1	Active	Active	08/09/1982
2012 OCT	C10	Garbage Commercial	932970 CITY OF SAN MATEO WASTE V	2050 DETROIT DR		30.31	25.98	-4.33	-1	Active	Active	06/01/1988
2012 OCT	C10	Garbage Commercial	934018 SM COUNTY EVENT CENTER	2495 S DELAWARE ST		25.98	0	-25.98	-6	Active	Stopped	06/10/2008 10/24/2012
2012 OCT	C10	Garbage Commercial	934034 CITY OF SAN MATEO - FIRE DE	319 S HUMBOLDT ST		8.66	4.33	-4.33	-1	Active	Active	03/01/1986
		Garbage Total				73.61	34.64	-38.97				
2012 OCT	C10	Organics Commercial	932632 CITY OF SAN MATEO - FIRE DE	545 BARNESON AVE		1.39	2.77	1.38	0.32	Active	Active	08/09/1982
2012 OCT	C10	Organics Commercial	1315621 WINE WALK	0 ELLSWORTH AVE	SPE	33.25	0	-33.25	-7.68	New	Stopped	09/28/2012 10/01/2012
		Organics Total				34.64	2.77	-31.87				
2012 OCT	C10	Recycling Commercial	1315621 WINE WALK	0 ELLSWORTH AVE	SPE	84.18	0	-84.18	-19.44	New	Stopped	09/28/2012 10/01/2012
		Recycling Total				84.18	0	-84.18				
2012 OCT	CSM	Garbage Apartment	915009 SAMUEL GOMEZ	1255 WOODSIDE RD		6.24	0	-6.24	-1.44	Active	Stopped	03/28/2002 10/28/2012
2012 OCT	CSM	Garbage Commercial	931576 GRE AMERICA INC	425 HARBOR BLVD	B	8.66	2.08	-6.58	-1.52	Active	Active	06/01/1981
2012 OCT	CSM	Garbage Apartment	1094911 BELMONT MOBILE PARK HOME	100 HARBOR BLVD	056	0.69	0	-0.69	-0.16	Active	Active	01/01/2011
2012 OCT	CSM	Garbage Apartment	1094994 BELMONT MOBILE PARK HOME	100 HARBOR BLVD	061	0	0.69	0.69	0.16	Active	Active	01/01/2011
2012 OCT	CSM	Garbage Commercial	1161256 BELMONT MOBILE PARK HOME	100 HARBOR BLVD	042	0.69	0	-0.69	-0.16	Active	Stopped	05/05/2011 09/30/2012
2012 OCT	CSM	Garbage Commercial	1241421 BELMONT MOBILE PARK HOME	100 HARBOR BLVD	027	0.43	0	-0.43	-0.1	Active	Stopped	01/26/2012 09/30/2012
2012 OCT	CSM	Garbage Commercial	1271923 BELMONT MOBILE HOME PAR	100 HARBOR BLVD	011	0.69	0	-0.69	-0.16	Active	Stopped	05/17/2012 09/30/2012
2012 OCT	CSM	Garbage Commercial	1325513 UNIFIED COLOR TECHNOLOGY	288 HARBOR BLVD		0	0.69	0.69	0.16	New	New	10/24/2012
2012 OCT	CSM	Garbage Commercial	1325612 LEFT BRAIN DGA	1505 WOODSIDE RD		0	1.39	1.39	0.32	New	New	10/25/2012
2012 OCT	CSM	Garbage Apartment	1325877 BELMONT MOBILE HOME PAR	100 HARBOR BLVD	011	0	0.69	0.69	0.16	Active	Active	10/01/2012
2012 OCT	CSM	Garbage Apartment	1325893 BELMONT MOBILE PARK HOME	100 HARBOR BLVD	027	0	0.43	0.43	0.1	Active	Active	10/01/2012
2012 OCT	CSM	Garbage Apartment	1325901 BELMONT MOBILE HOME PAR	100 HARBOR BLVD	042	0	0.69	0.69	0.16	Active	Active	10/01/2012
2012 OCT	CSM	Garbage Apartment	1326818 WHITLEY PROPERTY MANAGE	1255 WOODSIDE RD		0	6.24	6.24	1.44	New	New	10/25/2012
		Garbage Total				17.4	12.9	-4.5				
2012 OCT	CSM	Organics Commercial	932129 CORNER YOGURT	1501 WOODSIDE RD		7.1	5.72	-1.38	-0.32	Active	Active	06/03/2010
		Organics Total				7.1	5.72	-1.38				
2012 OCT	CSM	Recycling Apartment	915009 SAMUEL GOMEZ	1255 WOODSIDE RD		6.24	0	-6.24	-1.44	Active	Stopped	03/28/2002 10/28/2012
2012 OCT	CSM	Recycling Commercial	932046 COUNTY OF SAN MATEO	50 TOWER RD		8.31	16.63	8.32	1.92	Active	Active	03/17/2003
2012 OCT	CSM	Recycling Apartment	1094911 BELMONT MOBILE PARK HOME	100 HARBOR BLVD	056	0.69	0	-0.69	-0.16	Active	Active	01/01/2011
2012 OCT	CSM	Recycling Apartment	1094994 BELMONT MOBILE PARK HOME	100 HARBOR BLVD	061	0	0.69	0.69	0.16	Active	Active	01/01/2011
2012 OCT	CSM	Recycling Commercial	1161256 BELMONT MOBILE PARK HOME	100 HARBOR BLVD	042	0.69	0	-0.69	-0.16	Active	Stopped	05/05/2011 09/30/2012
2012 OCT	CSM	Recycling Commercial	1241421 BELMONT MOBILE PARK HOME	100 HARBOR BLVD	027	0.69	0	-0.69	-0.16	Active	Stopped	01/26/2012 09/30/2012
2012 OCT	CSM	Recycling Commercial	1271923 BELMONT MOBILE HOME PAR	100 HARBOR BLVD	011	0.69	0	-0.69	-0.16	Active	Stopped	05/17/2012 09/30/2012
2012 OCT	CSM	Recycling Commercial	1309921 LAKE PHARMA INC	530 HARBOR BLVD		0	14.55	14.55	3.36	New	Active	09/11/2012
2012 OCT	CSM	Recycling Commercial	1325513 UNIFIED COLOR TECHNOLOGY	288 HARBOR BLVD		0	1.39	1.39	0.32	New	New	10/24/2012

RECOLOGY SAN MATEO COUNTY
NET CHANGE REPORT - DETAIL
OCTOBER 2012

2012 OCT	CSM	Recycling	Apartment	1325877	BELMONT MOBILE HOME PAR	100 HARBOR BLVD	011	0	0.69	0.69	0.16	Active	10/01/2012	
2012 OCT	CSM	Recycling	Apartment	1325893	BELMONT MOBILE PARK HOME	100 HARBOR BLVD	027	0	0.69	0.69	0.16	Active	10/01/2012	
2012 OCT	CSM	Recycling	Apartment	1325901	BELMONT MOBILE HOME PAR	100 HARBOR BLVD	042	0	0.69	0.69	0.16	Active	10/01/2012	
2012 OCT	CSM	Recycling	Apartment	1326818	WHITLEY PROPERTY MANAGE	1255 WOODSIDE RD		0	6.24	6.24	1.44	New	10/25/2012	
Recycling Total									17.31	41.57	24.26			
2012 OCT	EPA	Garbage	Apartment	934893	YUSUF, IBRAHIM & MARIA	2119 ADDISON AVE		2.08	4.33	2.25	0.52	Active	Active	04/09/1996
2012 OCT	EPA	Garbage	Commercial	934943	CREATIVE MONTESSORI	1421 BAY RD		17.32	25.98	8.66	2	Active	Active	03/09/1992
2012 OCT	EPA	Garbage	Commercial	1031939	THE SPORTS AUTHORITY	1775 E BAYSHORE RD		51.96	0	-51.96	-12	Active	Stopped	09/07/2010 10/12/2012
2012 OCT	EPA	Garbage	Commercial	1121961	BIG ANT'S CHICKEN & FISH	2150 UNIVERSITY AVE		8.66	0	-8.66	-2	Active	Stopped	01/01/2011 09/30/2012
2012 OCT	EPA	Garbage	Commercial	1321207	RUBICON GLOBAL	1775 E BAYSHORE RD		0	51.96	51.96	12	New	New	10/16/2012
2012 OCT	EPA	Garbage	Commercial	1323468	BIG ANT'S CHICKEN & FISH	2150 UNIVERSITY AVE		0	8.66	8.66	2	Active	Active	10/01/2012
Garbage Total								80.02	90.93	10.91				
2012 OCT	EPA	Organics	Commercial	934943	CREATIVE MONTESSORI	1421 BAY RD		0	4.33	4.33	1	Active	Active	03/09/1992
Organics Total								0	4.33	4.33				
2012 OCT	EPA	Recycling	Commercial	935510	CAHAN PROPERTIES	1735 E BAYSHORE RD		77.94	25.98	-51.96	-12	Active	Active	01/21/2002
Recycling Total								77.94	25.98	-51.96				
2012 OCT	FOC	Garbage	Commercial	936443	MILK & HONEY CATERING	1459 BEACH PARK BLVD		0.69	1.39	0.7	0.16	Active	Active	07/06/1999
2012 OCT	FOC	Garbage	Commercial	937060	HOME SAFETY SERVICES INC.	1169 CHESS DR		1.39	0	-1.39	-0.32	Active	Stopped	04/01/2003 10/02/2012
2012 OCT	FOC	Garbage	Apartment	937326	NANTUCKET COVE HO	1 DORY LN		0	66.51	66.51	15.36	Active	Active	01/19/1988
2012 OCT	FOC	Garbage	Commercial	1145176	ARINC	1125 E HILLSDALE BLVD	104	2.08	0	-2.08	-0.48	Active	Stopped	03/08/2011 10/04/2012
2012 OCT	FOC	Garbage	Commercial	1253871	EQUITY OFFICE BPC (FOC)	950 TOWER LN		0	86.6	86.6	20	Active	Active	03/01/2012
2012 OCT	FOC	Garbage	Commercial	1317098	HOME SAFETY SERVICES	1169 CHESS DR	L	0	1.39	1.39	0.32	New	New	10/02/2012
2012 OCT	FOC	Garbage	Commercial	1317825	PCIS	1185 CHESS DR	C	0	1.39	1.39	0.32	New	New	10/09/2012
Garbage Total								4.16	157.28	153.12				
2012 OCT	FOC	Organics	Apartment	937326	NANTUCKET COVE HO	1 DORY LN		0	8.31	8.31	1.92	Active	Active	01/19/1988
2012 OCT	FOC	Organics	Commercial	1253871	EQUITY OFFICE BPC (FOC)	950 TOWER LN		0	86.6	86.6	20	Active	Active	03/01/2012
Organics Total								0	94.91	94.91				
2012 OCT	FOC	Recycling	Commercial	936542	KC FUNDING LLC	1998 BEACH PARK BLVD		12.99	14.38	1.39	0.32	Active	Active	07/16/2009
2012 OCT	FOC	Recycling	Commercial	936955	CAD AND GRAPHICS INC	1161 CHESS DR	D	2.08	6.24	4.16	0.96	Active	Active	03/21/2007
2012 OCT	FOC	Recycling	Commercial	937060	HOME SAFETY SERVICES INC.	1169 CHESS DR		8.66	0	-8.66	-2	Active	Stopped	04/01/2003 10/02/2012
2012 OCT	FOC	Recycling	Commercial	938563	HINES VAF NO. CAL PROP LP	373 VINTAGE PARK DR		0	12.99	12.99	3	Active	Active	12/04/2006
2012 OCT	FOC	Recycling	Commercial	1130970	CVS LONGS DRUGS #CVR0098	987 E HILLSDALE BLVD		0	2.08	2.08	0.48	Active	Active	01/21/2011
2012 OCT	FOC	Recycling	Commercial	1145176	ARINC	1125 E HILLSDALE BLVD	104	2.08	0	-2.08	-0.48	Active	Stopped	03/08/2011 10/04/2012
2012 OCT	FOC	Recycling	Commercial	1317098	HOME SAFETY SERVICES	1169 CHESS DR	L	0	8.66	8.66	2	New	New	10/02/2012
2012 OCT	FOC	Recycling	Commercial	1317825	PCIS	1185 CHESS DR	C	0	8.66	8.66	2	New	New	10/09/2012
Recycling Total								25.81	53.01	27.2				
2012 OCT	MAT	Garbage	Apartment	917203	MARINERS ISLAND WEST APAI	735 FATHOM DR		51.96	0	-51.96	-12	Active	Stopped	12/23/2002 10/29/2012
2012 OCT	MAT	Garbage	Apartment	917674	A & S PROPERTIES	834 HIGHLAND AVE		3.46	0	-3.46	-0.8	Active	Stopped	06/14/1989 10/11/2012
2012 OCT	MAT	Garbage	Apartment	917740	CASAZZA MIMI	40 HOBART AVE		2.6	0	-2.6	-0.6	Active	Stopped	03/01/1986 09/30/2012
2012 OCT	MAT	Garbage	Apartment	918151	GILBERT'S BAYVIEW APTS LLC	851 N AMPHLETT BLVD		51.96	0	-51.96	-12	Active	Stopped	04/22/2008 09/30/2012
2012 OCT	MAT	Garbage	Apartment	919464	GUJRAL GURBIT	419 ROGELL CT		8.66	3.46	-5.2	-1.2	Active	Active	07/16/1987
2012 OCT	MAT	Garbage	Apartment	920603	MIMI CASAZZA	106 W 5TH AVE	110	2.77	0	-2.77	-0.64	Active	Stopped	05/27/2005 09/30/2012
2012 OCT	MAT	Garbage	Commercial	938845	CHURCH OF TRANSFIGURATIC	3900 ALAMEDA DE LAS PULGAS		8.66	0	-8.66	-2	Active	Active	02/01/1986
2012 OCT	MAT	Garbage	Commercial	941484	PEET'S COFFEE & TEA	255 E 3RD AVE		19.4	0	-19.4	-4.48	Active	Stopped	09/30/2005 09/30/2012
2012 OCT	MAT	Garbage	Commercial	941542	SAIGON CITY	418 E 3RD AVE		16.63	12.47	-4.16	-0.96	Active	Active	01/01/1994
2012 OCT	MAT	Garbage	Commercial	944850	THE MELTING POT RESTAURA	2 N B ST		8.31	4.16	-4.15	-0.96	Active	Active	08/16/2007
2012 OCT	MAT	Garbage	Apartment	945212	MELANIE DHILLON	439 N CLAREMONT ST		4.16	0	-4.16	-0.96	Active	Stopped	07/28/2009 09/30/2012
2012 OCT	MAT	Garbage	Commercial	945501	POPLAR ARCO	402 N EL CAMINO REAL		4.33	0	-4.33	-1	Active	Stopped	01/19/1993 10/02/2012
2012 OCT	MAT	Garbage	Commercial	946764	SAN MATEO CONV HOSPITAL	453 N SAN MATEO DR		12.99	0	-12.99	-3	Active	Stopped	03/01/1986 10/12/2012
2012 OCT	MAT	Garbage	Commercial	947218	HILLS MOTORS	4011 PACIFIC BLVD		0	2.08	2.08	0.48	Active	Active	11/21/1997
2012 OCT	MAT	Garbage	Apartment	947325	TUDOR COURT	2000 PALM AVE		16.63	0	-16.63	-3.84	Active	Stopped	03/01/1986 09/30/2012
2012 OCT	MAT	Garbage	Commercial	948687	SUN TUNG RESTAURANT	153 S B ST		2.77	0	-2.77	-0.64	Active	Stopped	04/26/1996 09/30/2012
2012 OCT	MAT	Garbage	Commercial	949685	ROLLIE AUTO BODY INC.	926 S CLAREMONT ST	B	4.33	0	-4.33	-1	Active	Stopped	04/18/2002 09/30/2012
2012 OCT	MAT	Garbage	Commercial	949818	IN FLIGHT	1040 S CLAREMONT ST		4.33	0	-4.33	-1	Active	Active	04/10/2008

RECOLOGY SAN MATEO COUNTY
NET CHANGE REPORT - DETAIL

OCTOBER 2012

2012	OCT	MAT	Garbage	Apartment	949883 H & H REALTY	19 S DELAWARE ST	4.33	0	-4.33	-1	Active	Stopped	04/12/1995	10/24/2012
2012	OCT	MAT	Garbage	Commercial	950436 FRG/MCDONALDS #1386	1420 S EL CAMINO REAL	38.97	77.94	38.97	9	Active	Active	10/01/2004	
2012	OCT	MAT	Garbage	Commercial	951913 CONKLIN BROTHERS	1801 S GRANT ST	0	4.33	4.33	1	Active	Active	06/01/2005	
2012	OCT	MAT	Garbage	Commercial	951921 VIDEO ONLY INC	1801 S GRANT ST	0	12.99	12.99	3	Active	Active	06/07/1988	
2012	OCT	MAT	Garbage	Commercial	953661 MACARONI GRILL #0191	31 W HILLSDALE BLVD	43.3	0	-43.3	-10	Active	Stopped	04/15/1999	10/03/2012
2012	OCT	MAT	Garbage	Commercial	954222 LUCETTI'S ON 25TH AVE	109 W 25TH AVE	12.99	0	-12.99	-3	Active	Stopped	03/13/2000	10/05/2012
2012	OCT	MAT	Garbage	Commercial	954768 THE REALTY FUND VIII L.P	1 WATERS PARK DR	77.94	51.96	-25.98	-6	Active	Active	05/18/2007	
2012	OCT	MAT	Garbage	Commercial	954776 THE REALTY ASSO FUND VIII	2 WATERS PARK DR	77.94	51.96	-25.98	-6	Active	Active	05/18/2007	
2012	OCT	MAT	Garbage	Commercial	954784 CORNERSTONE PROPERTIES	3 WATERS PARK DR	25.98	38.97	12.99	3	Active	Active	08/18/1995	
2012	OCT	MAT	Garbage	Commercial	954883 INTERSTATE FLORAL CO	721 WOODSIDE WAY	0.69	0	-0.69	-0.16	Active	Stopped	12/23/1999	10/16/2012
2012	OCT	MAT	Garbage	Commercial	1034701 FATLACE	800 S AMPHLETT BLVD	2.08	4.33	2.25	0.52	Active	Active	09/07/2010	
2012	OCT	MAT	Garbage	Commercial	1037431 FAMOUS MATTRESS	2750 S EL CAMINO REAL	2.08	0	-2.08	-0.48	Active	Stopped	09/07/2010	09/30/2012
2012	OCT	MAT	Garbage	Commercial	1072693 CORNERSTONE DELIGHT	1866 S NORFOLK ST	2.08	4.33	2.25	0.52	Active	Active	10/05/2010	
2012	OCT	MAT	Garbage	Commercial	1075209 PETER PAN BMW	2695 S EL CAMINO REAL	17.32	25.98	8.66	2	Active	Active	10/05/2010	
2012	OCT	MAT	Garbage	Commercial	1084417 MANA RESTAURANT	33 W 25TH AVE	8.66	0	-8.66	-2	Active	Stopped	11/05/2010	09/30/2012
2012	OCT	MAT	Garbage	Apartment	1127208 MCMILAN GORDON GEORGE	424 WILLIAMS PL	8.31	0	-8.31	-1.92	Active	Stopped	01/18/2011	09/30/2012
2012	OCT	MAT	Garbage	Apartment	1136043 ELLIS, STEPHANIE	195 E BELLEVUE AVE	2.08	0	-2.08	-0.48	Active	Stopped	02/08/2011	09/30/2012
2012	OCT	MAT	Garbage	Commercial	1137488 BAY DENTAL	320 N SAN MATEO DR	0.69	1.39	0.7	0.16	Active	Active	02/08/2011	
2012	OCT	MAT	Garbage	Apartment	1161942 HAMDEN, MO	3158 CAMPUS DR	4.33	0	-4.33	-1	Active	Stopped	05/10/2011	09/30/2012
2012	OCT	MAT	Garbage	Apartment	1170455 BAY AREA PROPERTY MANAG	540 S EL CAMINO REAL	12.47	0	-12.47	-2.88	Active	Stopped	06/03/2011	10/29/2012
2012	OCT	MAT	Garbage	Commercial	1197698 GLASS EXPRESS	1027 HOWARD AVE	2.08	0	-2.08	-0.48	Active	Active	08/24/2011	
2012	OCT	MAT	Garbage	Commercial	1201060 CALIFORNIA SKIN INSTITUTE	136 N SAN MATEO DR	21.65	12.47	-9.18	-2.12	Active	Active	09/02/2011	
2012	OCT	MAT	Garbage	Apartment	1206457 PENA, RAFAEL F	936 S CLAREMONT ST	1.39	0.69	-0.7	-0.16	Active	Active	09/20/2011	
2012	OCT	MAT	Garbage	Commercial	1213131 EVERLASTING FLAVOR INC	111 E 4TH AVE	14.55	9.7	-4.85	-1.12	Active	Active	10/12/2011	
2012	OCT	MAT	Garbage	Commercial	1272095 PIXEL-FLICK	307 2ND AVE	0.69	0	-0.69	-0.16	Active	Stopped	05/25/2012	10/11/2012
2012	OCT	MAT	Garbage	Commercial	1288265 SWEET DREAMS GARDEN	110 S B ST	0	1.39	1.39	0.32	Active	Active	07/03/2012	
2012	OCT	MAT	Garbage	Commercial	1302744 MARIOS BON DECOR	2228 PALM AVE	0	2.08	2.08	0.48	New	Active	09/03/2012	
2012	OCT	MAT	Garbage	Commercial	1304146 THE PANTRY	1855 S DELAWARE ST	8.66	12.99	4.33	1	Active	Active	08/20/2012	
2012	OCT	MAT	Garbage	Apartment	1304351 LA SENDA PROPERTIES LLC	1521 LAGO ST	51.96	34.64	-17.32	-4	Active	Active	08/17/2012	
2012	OCT	MAT	Garbage	Commercial	1309988 ALPHA BEACON CHRISTIAN SC	4204 OLYMPIC AVE	1.39	0	-1.39	-0.32	New	Stopped	09/14/2012	10/05/2012
2012	OCT	MAT	Garbage	Commercial	1310499 WESTERN DENTAL SERVICES	4100 S EL CAMINO REAL	0	12.99	12.99	3	New	Active	09/18/2012	
2012	OCT	MAT	Garbage	Commercial	1313907 MARIOS BON DECOR	2232 PALM AVE	2.08	0	-2.08	-0.48	New	Stopped	09/01/2012	10/05/2012
2012	OCT	MAT	Garbage	Commercial	1315522 RELAXING NAILS AND SPA	639 S B ST	0	2.08	2.08	0.48	New	Active	10/03/2012	
2012	OCT	MAT	Garbage	Apartment	1316157 DAKIN, LOREN	40 HOBART AVE	0	2.6	2.6	0.6	Active	Active	10/01/2012	
2012	OCT	MAT	Garbage	Commercial	1316249 PERTSCH, SUZANNE	34 N SAN MATEO DR	0	2.08	2.08	0.48	New	Active	10/02/2012	
2012	OCT	MAT	Garbage	Commercial	1316355 REPUBLIC SERVICES NATL AC	2240 BRIDGEPOINTE PKWY	0	103.92	103.92	24	New	Active	10/03/2012	
2012	OCT	MAT	Garbage	Commercial	1316405 PEET'S COFFEE & TEA	255 E 3RD AVE	0	19.4	19.4	4.48	Active	Active	10/01/2012	
2012	OCT	MAT	Garbage	Commercial	1316488 BARBRA YOUNG	267 N AMPHLETT BLVD	0	0.43	0.43	0.1	New	Active	10/03/2012	
2012	OCT	MAT	Garbage	Commercial	1316603 AT THE SHOP AUTO	1000 S CLAREMONT ST	0	1.39	1.39	0.32	New	Active	10/02/2012	
2012	OCT	MAT	Garbage	Commercial	1316611 MGM AUTO EXPERT	1004 S CLAREMONT ST	0	0.43	0.43	0.1	New	Active	10/04/2012	
2012	OCT	MAT	Garbage	Commercial	1316934 KEN LIU	3975 PACIFIC BLVD	0	4.33	4.33	1	New	Active	10/09/2012	
2012	OCT	MAT	Garbage	Commercial	1317023 SULLIVAN, JOHN	3 N KINGSTON ST	0	8.31	8.31	1.92	New	Active	10/05/2012	
2012	OCT	MAT	Garbage	Commercial	1319441 JERRICA CASTAGNO	2211 BRIDGEPOINTE PKWY	0	17.32	17.32	4	New	Active	10/05/2012	
2012	OCT	MAT	Garbage	Commercial	1319789 SANDY NAVARRO	109 W 25TH AVE	0	12.99	12.99	3	New	Active	10/08/2012	
2012	OCT	MAT	Garbage	Commercial	1321728 G N G EQUIPMENT	168 SOUTH BLVD	0	4.33	4.33	1	New	Active	10/09/2012	
2012	OCT	MAT	Garbage	Commercial	1321751 POPLAR ARCO	402 N EL CAMINO REAL	0	4.33	4.33	1	New	Active	10/09/2012	
2012	OCT	MAT	Garbage	Commercial	1322635 TORPIT	307 2ND AVE	0	1.39	1.39	0.32	New	Active	10/12/2012	
2012	OCT	MAT	Garbage	Apartment	1323245 GILBERT'S BAYVIEW APTS LLC	851 N AMPHLETT BLVD	0	51.96	51.96	12	Active	Active	10/01/2012	
2012	OCT	MAT	Garbage	Apartment	1323252 MELANIE DHILLON	439 N CLAREMONT ST	0	4.16	4.16	0.96	Active	Active	10/01/2012	
2012	OCT	MAT	Garbage	Apartment	1323278 MCMILAN GORDON GEORGE	424 WILLIAMS PL	0	8.31	8.31	1.92	Active	Active	10/01/2012	
2012	OCT	MAT	Garbage	Apartment	1323286 ELLIS, STEPHANIE	195 E BELLEVUE AVE	0	2.08	2.08	0.48	Active	Active	10/01/2012	
2012	OCT	MAT	Garbage	Apartment	1323294 HAMDEN, MO	3158 CAMPUS DR	0	4.33	4.33	1	Active	Active	10/01/2012	
2012	OCT	MAT	Garbage	Commercial	1323328 ROLLIE AUTO BODY INC	926 S CLAREMONT ST	0	4.33	4.33	1	Active	Active	10/01/2012	
2012	OCT	MAT	Garbage	Commercial	1323435 FAMOUS MATTRESS	2750 S EL CAMINO REAL	0	2.08	2.08	0.48	Active	Active	10/01/2012	

RECOLOGY SAN MATEO COUNTY
NET CHANGE REPORT - DETAIL
OCTOBER 2012

2012	OCT	MAT	Garbage	Commercial	1323450	MANA RESTAURANT	33 W 25TH AVE	0	8.66	8.66	2	Active	10/01/2012	
2012	OCT	MAT	Garbage	Apartment	1324227	SOLIDOR,NOELLE	1830 EL PARQUE CT	0	0.69	0.69	0.16	New	10/16/2012	
2012	OCT	MAT	Garbage	Apartment	1324722	HARTY, WENDY	834 HIGHLAND AVE	0	3.46	3.46	0.8	New	10/16/2012	
2012	OCT	MAT	Garbage	Commercial	1324789	HAPPY NOODLES	153 S B ST	0	2.77	2.77	0.64	Active	10/01/2012	
2012	OCT	MAT	Garbage	Commercial	1325034	SLM WASTE MGMT PO#TR1016	31 W HILLSDALE BLVD	0	43.3	43.3	10	New	10/04/2012	
2012	OCT	MAT	Garbage	Commercial	1325042	INTERSTATE FLORAL CO	719 WOODSIDE WAY	0	0.69	0.69	0.16	New	10/17/2012	
2012	OCT	MAT	Garbage	Commercial	1325430	ELEMENTS THERAPEUTIC MA	39 E 4TH AVE	0	1.39	1.39	0.32	New	10/18/2012	
2012	OCT	MAT	Garbage	Apartment	1325653	TUDOR COURT	2000 PALM AVE	0	16.63	16.63	3.84	Active	10/01/2012	
2012	OCT	MAT	Garbage	Commercial	1325687	MICHAEL, BARBARA	1053 S CLAREMONT ST	0	0.69	0.69	0.16	New	10/25/2012	
2012	OCT	MAT	Garbage	Commercial	1327154	VIP HAIR SALON	150 W 25TH AVE	0	0.69	0.69	0.16	New	10/25/2012	
2012	OCT	MAT	Garbage	Apartment	1328632	SPIEKER COMPANIES	540 S EL CAMINO REAL	0	12.47	12.47	2.88	New	10/30/2012	
2012	OCT	MAT	Garbage	Apartment	1328814	ETC BUILDING	19 S DELAWARE ST	0	4.33	4.33	1	New	10/24/2012	
			Garbage Total					670.64	741.65	71.01				
2012	OCT	MAT	Organics	Commercial	938845	CHURCH OF TRANSFIGURATIC	3900 ALAMEDA DE LAS PULGAS	4.16	0	-4.16	-0.96	Active	Active	02/01/1986
2012	OCT	MAT	Organics	Apartment	940023	BEHLING PROPERTY MGMNT	38 CRYSTAL SPRINGS RD	2.08	4.16	2.08	0.48	Active	Active	04/01/2008
2012	OCT	MAT	Organics	Commercial	941484	PEET'S COFFEE & TEA	255 E 3RD AVE	8.31	0	-8.31	-1.92	Active	Stopped	09/30/2005 09/30/2012
2012	OCT	MAT	Organics	Commercial	944850	THE MELTING POT RESTAURA	2 N B ST	5.54	2.77	-2.77	-0.64	Active	Active	08/16/2007
2012	OCT	MAT	Organics	Commercial	949511	SM JA CL COMM CENTER	415 S CLAREMONT ST	0	1.39	1.39	0.32	Active	Active	03/01/1986
2012	OCT	MAT	Organics	Apartment	950105	TOWNSEND MANAGEMENT INC	2600 S DELAWARE ST	0	0.69	0.69	0.16	Active	Active	02/03/2010
2012	OCT	MAT	Organics	Commercial	953430	CONGREGATIONAL CHURCH	225 TILTON AVE	1.39	0	-1.39	-0.32	Active	Active	05/01/1973
2012	OCT	MAT	Organics	Commercial	953661	MACARONI GRILL #0191	31 W HILLSDALE BLVD	51.96	0	-51.96	-12	Active	Stopped	04/15/1999 10/03/2012
2012	OCT	MAT	Organics	Commercial	954883	INTERSTATE FLORAL CO	721 WOODSIDE WAY	2.08	0	-2.08	-0.48	Active	Stopped	12/23/1999 10/16/2012
2012	OCT	MAT	Organics	Commercial	1316405	PEET'S COFFEE & TEA	255 E 3RD AVE	0	8.31	8.31	1.92	Active	Active	10/01/2012
2012	OCT	MAT	Organics	Commercial	1325034	SLM WASTE MGMT PO#TR1016	31 W HILLSDALE BLVD	0	51.96	51.96	12	New	10/04/2012	
2012	OCT	MAT	Organics	Commercial	1325042	INTERSTATE FLORAL CO	719 WOODSIDE WAY	0	2.08	2.08	0.48	New	10/17/2012	
			Organics Total					75.52	71.36	-4.16				
2012	OCT	MAT	Recycling	Apartment	916031	LOUISE M. KIESER	24 BAYTREE WAY	0	4.16	4.16	0.96	Active	Active	03/01/1986
2012	OCT	MAT	Recycling	Apartment	916213	THE BERMUDA APARTMENTS	849 BERMUDA DR	0	2.08	2.08	0.48	Active	Active	02/07/1994
2012	OCT	MAT	Recycling	Apartment	916775	AVR REALTY INC	78 E 39TH AVE	4.16	6.24	2.08	0.48	Active	Active	03/17/2006
2012	OCT	MAT	Recycling	Apartment	917203	MARINERS ISLAND WEST APAI	735 FATHOM DR	12.47	0	-12.47	-2.88	Active	Stopped	12/23/2002 10/29/2012
2012	OCT	MAT	Recycling	Apartment	917674	A & S PROPERTIES	834 HIGHLAND AVE	5.54	0	-5.54	-1.28	Active	Stopped	06/14/1989 10/11/2012
2012	OCT	MAT	Recycling	Apartment	917740	CASAZZA MIMI	40 HOBART AVE	4.16	0	-4.16	-0.96	Active	Stopped	03/01/1986 09/30/2012
2012	OCT	MAT	Recycling	Apartment	918037	MONTE DIABLO APTS	1201 MONTE DIABLO AVE	4.16	30.14	25.98	6	Active	Active	03/11/2004
2012	OCT	MAT	Recycling	Apartment	918151	GILBERT'S BAYVIEW APTS LLC	851 N AMPHLETT BLVD	45.03	0	-45.03	-10.4	Active	Stopped	04/22/2008 09/30/2012
2012	OCT	MAT	Recycling	Apartment	918227	OSWALD DREWS	412 N BAYSHORE BLVD	6.24	0	-6.24	-1.44	Active	Active	08/06/1985
2012	OCT	MAT	Recycling	Apartment	918805	ROCHETTE MARK	140 N IDAHO ST	0	8.31	8.31	1.92	Active	Active	03/01/1986
2012	OCT	MAT	Recycling	Apartment	919399	NEAL MOTOSHIGE	401 ROGELL CT	0	4.16	4.16	0.96	Active	Active	12/31/1999
2012	OCT	MAT	Recycling	Apartment	919456	CRAIG GOMES	418 ROGELL CT	0	5.54	5.54	1.28	Active	Active	03/01/1986
2012	OCT	MAT	Recycling	Apartment	919464	GUJRAL GURBIT	419 ROGELL CT	0	3.46	3.46	0.8	Active	Active	07/16/1987
2012	OCT	MAT	Recycling	Apartment	920066	LINDA PLACK	133 SOUTH BLVD	0	4.16	4.16	0.96	Active	Active	09/07/1998
2012	OCT	MAT	Recycling	Apartment	920603	MIMI CASAZZA	106 W 5TH AVE	4.16	0	-4.16	-0.96	Active	Stopped	05/27/2005 09/30/2012
2012	OCT	MAT	Recycling	Commercial	938845	CHURCH OF TRANSFIGURATIC	3900 ALAMEDA DE LAS PULGAS	6.24	0	-6.24	-1.44	Active	Active	02/01/1986
2012	OCT	MAT	Recycling	Commercial	939223	INTERLAND LLC	411 BOREL AVE	77.94	38.97	-38.97	-9	Active	Active	02/07/1986
2012	OCT	MAT	Recycling	Commercial	939272	ESPOSTOS DELI	59 BOVET RD	17.32	0	-17.32	-4	Active	Active	01/26/2009
2012	OCT	MAT	Recycling	Commercial	939405	BJ'S RESTAURANT	2206 BRIDGEPOINTE PKWY	155.88	173.2	17.32	4	Active	Active	10/03/2005
2012	OCT	MAT	Recycling	Commercial	939710	CELIAS	3190 CAMPUS DR	38.97	51.96	12.99	3	Active	Active	05/16/2001
2012	OCT	MAT	Recycling	Apartment	940544	STRACH, WALTER J. JR.	414 E 16TH AVE	0	2.08	2.08	0.48	Active	Active	01/08/2003
2012	OCT	MAT	Recycling	Apartment	940551	STRACH, W J JR	418 E 16TH AVE	4.16	2.08	-2.08	-0.48	Active	Active	03/01/1986
2012	OCT	MAT	Recycling	Commercial	940916	DOLLAR WAREHOUSE	116 E 25TH AVE	155.88	51.96	-103.92	-24	Active	Active	08/03/2005
2012	OCT	MAT	Recycling	Commercial	941484	PEET'S COFFEE & TEA	255 E 3RD AVE	20.78	0	-20.78	-4.8	Active	Stopped	09/30/2005 09/30/2012
2012	OCT	MAT	Recycling	Commercial	941773	CHEAP PETES	11 E 4TH AVE	12.99	0	-12.99	-3	Active	Active	12/01/1997
2012	OCT	MAT	Recycling	Commercial	942102	DRAEGERS MARKET	222 E 4TH AVE	20.78	22.86	2.08	0.48	Active	Active	06/01/1997
2012	OCT	MAT	Recycling	Apartment	944181	STONEGATE CONDOS C/O	20 MADISON AVE	86.6	34.64	-51.96	-12	Active	Active	08/08/2007
2012	OCT	MAT	Recycling	Apartment	945212	MELANIE DHILLON	439 N CLAREMONT ST	4.16	0	-4.16	-0.96	Active	Stopped	07/28/2009 09/30/2012

RECOLOGY SAN MATEO COUNTY
NET CHANGE REPORT - DETAIL

OCTOBER 2012

2012 OCT	MAT	Recycling	Commercial	945386	ATLAS ASIA PACIFIC	100 N EL CAMINO REAL	6.24	4.16	-2.08	-0.48	Active	Active	04/27/2010
2012 OCT	MAT	Recycling	Commercial	945501	POPLAR ARCO	402 N EL CAMINO REAL	2.08	0	-2.08	-0.48	Active	Stopped	01/19/1993 10/02/2012
2012 OCT	MAT	Recycling	Commercial	945899	MILITARY DEPT STATE OF CA	400 N HUMBOLDT ST	8.66	14.9	6.24	1.44	Active	Active	05/01/1973
2012 OCT	MAT	Recycling	Commercial	946210	DR MASAYASU KIHIRA	40 N SAN MATEO DR	5.54	8.31	2.77	0.64	Active	Active	01/20/2004
2012 OCT	MAT	Recycling	Commercial	946764	SAN MATEO CONV HOSPITAL	453 N SAN MATEO DR	8.49	0	-8.49	-1.96	Active	Stopped	03/01/1986 10/12/2012
2012 OCT	MAT	Recycling	Commercial	946939	O'FARRELL ASSOC	1919 OFARRELL ST	10.74	8.66	-2.08	-0.48	Active	Active	03/01/1986
2012 OCT	MAT	Recycling	Commercial	948471	BAYSHORE CORPORATION	1700 S AMPHLETT BLVD	259.8	155.88	-103.92	-24	Active	Active	10/10/1997
2012 OCT	MAT	Recycling	Commercial	949453	TAKAHASHI CO	221 S CLAREMONT ST	17.32	0	-17.32	-4	Active	Active	10/27/1982
2012 OCT	MAT	Recycling	Commercial	949685	ROLLIE AUTO BODY INC.	926 S CLAREMONT ST	12.99	0	-12.99	-3	Active	Stopped	04/18/2002 09/30/2012
2012 OCT	MAT	Recycling	Commercial	949818	IN FLIGHT	1040 S CLAREMONT ST	8.66	0	-8.66	-2	Active	Active	04/10/2008
2012 OCT	MAT	Recycling	Commercial	950253	ST MATTHEWS SCHOOL	910 S EL CAMINO REAL	77.94	51.96	-25.98	-6	Active	Active	06/16/1986
2012 OCT	MAT	Recycling	Commercial	950592	BOREL ESTATE CO	1700 S EL CAMINO REAL	129.9	155.88	25.98	6	Active	Active	05/01/1973
2012 OCT	MAT	Recycling	Commercial	950634	1730 S EL CAMINO PARTNERS	1730 S EL CAMINO REAL	21.65	8.66	-12.99	-3	Active	Active	03/25/2010
2012 OCT	MAT	Recycling	Commercial	951020	TEH YING TAO	2293 S EL CAMINO REAL	0	2.08	2.08	0.48	Active	Active	10/18/1993
2012 OCT	MAT	Recycling	Commercial	951509	PETSMART # 1416	3520 S EL CAMINO REAL	138.56	103.92	-34.64	-8	Active	Active	11/15/2004
2012 OCT	MAT	Recycling	Commercial	951657	DISCOVERY/WALGREENS #50	4070 S EL CAMINO REAL	1.39	0	-1.39	-0.32	Active	Active	03/01/2005
2012 OCT	MAT	Recycling	Commercial	952846	SAN MATEO COLLISION	1205 S RAILROAD AVE	8.66	2.08	-6.58	-1.52	Active	Active	04/14/2009
2012 OCT	MAT	Recycling	Commercial	953661	MACARONI GRILL #0191	31 W HILLSDALE BLVD	155.88	0	-155.88	-36	Active	Stopped	04/15/1999 10/03/2012
2012 OCT	MAT	Recycling	Commercial	954180	PRESTIGE LIQUORS	101 W 25TH AVE	38.97	25.98	-12.99	-3	Active	Active	07/01/1985
2012 OCT	MAT	Recycling	Commercial	954222	LUCETI'S ON 25TH AVE	109 W 25TH AVE	38.97	0	-38.97	-9	Active	Stopped	03/13/2000 10/05/2012
2012 OCT	MAT	Recycling	Commercial	954263	2020 OPTOMETRY	115 W 25TH AVE	4.33	0	-4.33	-1	Active	Active	11/01/1999
2012 OCT	MAT	Recycling	Commercial	954883	INTERSTATE FLORAL CO	721 WOODSIDE WAY	1.39	0	-1.39	-0.32	Active	Stopped	12/23/1999 10/16/2012
2012 OCT	MAT	Recycling	Commercial	955351	ST MATTHEW ASSOC LP	201 2ND AVE	21.65	0	-21.65	-5	Active	Active	01/01/1996
2012 OCT	MAT	Recycling	Apartment	955526	SUM, Y.C.	20 22ND AVE	0	4.16	4.16	0.96	Active	Active	02/01/1994
2012 OCT	MAT	Recycling	Commercial	956235	LOS MORENOS	37 43RD AVE	38.97	51.96	12.99	3	Active	Active	05/12/2009
2012 OCT	MAT	Recycling	Commercial	1027952	24 HOUR FITNESS CENTERS	93 BOVET RD	51.96	0	-51.96	-12	Active	Active	09/07/2010
2012 OCT	MAT	Recycling	Commercial	1034701	FATLACE	800 S AMPHLETT BLVD	2.08	4.33	2.25	0.52	Active	Active	09/07/2010
2012 OCT	MAT	Recycling	Commercial	1037431	FAMOUS MATTRESS	2750 S EL CAMINO REAL	2.08	0	-2.08	-0.48	Active	Stopped	09/07/2010 09/30/2012
2012 OCT	MAT	Recycling	Commercial	1084417	MANA RESTAURANT	33 W 25TH AVE	17.32	0	-17.32	-4	Active	Stopped	11/05/2010 09/30/2012
2012 OCT	MAT	Recycling	Apartment	1122928	WESTLAKE REALTY GROUP	2700 HACIENDA ST	16.63	33.25	16.62	3.84	Active	Active	01/01/2011
2012 OCT	MAT	Recycling	Apartment	1127208	MCMILAN GORDON GEORGE	424 WILLIAMS PL	2.08	0	-2.08	-0.48	Active	Stopped	01/18/2011 09/30/2012
2012 OCT	MAT	Recycling	Commercial	1130947	CVS LONGS DRUGS #CVR0095	77 BOVET RD	0	2.08	2.08	0.48	Active	Active	01/21/2011
2012 OCT	MAT	Recycling	Commercial	1130954	CVS LONGS DRUGS #CVR0098	4242 S EL CAMINO REAL	0	2.08	2.08	0.48	Active	Active	01/01/2011
2012 OCT	MAT	Recycling	Apartment	1136043	ELLIS, STEPHANIE	195 E BELLEVUE AVE	4.16	0	-4.16	-0.96	Active	Stopped	02/08/2011 09/30/2012
2012 OCT	MAT	Recycling	Apartment	1161942	HAMDEN, MO	3158 CAMPUS DR	4.16	0	-4.16	-0.96	Active	Stopped	05/10/2011 09/30/2012
2012 OCT	MAT	Recycling	Apartment	1170455	BAY AREA PROPERTY MANAG	540 S EL CAMINO REAL	10.39	0	-10.39	-2.4	Active	Stopped	06/03/2011 10/29/2012
2012 OCT	MAT	Recycling	Commercial	1197698	GLASS EXPRESS	1027 HOWARD AVE	2.08	0	-2.08	-0.48	Active	Active	08/24/2011
2012 OCT	MAT	Recycling	Apartment	1199603	OLIVIA PANAMENO	2285 S EL CAMINO REAL	0	2.08	2.08	0.48	Active	Active	08/29/2011
2012 OCT	MAT	Recycling	Apartment	1202415	SLEEP HAVEN BEDDING	2690 S EL CAMINO REAL	0	2.08	2.08	0.48	Active	Active	09/06/2011
2012 OCT	MAT	Recycling	Commercial	1276666	LINCOLN WASTE SOLUTIONS	406 E 3RD AVE	103.92	77.94	-25.98	-6	Active	Active	05/01/2012
2012 OCT	MAT	Recycling	Commercial	1302744	MARIOS BON DECOR	2228 PALM AVE	0	2.08	2.08	0.48	New	Active	09/03/2012
2012 OCT	MAT	Recycling	Commercial	1304146	THE PANTRY	1855 S DELAWARE ST	0	17.32	17.32	4	Active	Active	08/20/2012
2012 OCT	MAT	Recycling	Commercial	1309988	ALPHA BEACON CHRISTIAN SC	4204 OLYMPIC AVE	2.08	0	-2.08	-0.48	New	Stopped	09/14/2012 10/05/2012
2012 OCT	MAT	Recycling	Apartment	1310424	EQUITY RESIDENTIAL	55 W 5TH AVE	17.32	51.96	34.64	8	New	Active	09/01/2012
2012 OCT	MAT	Recycling	Commercial	1310499	WESTERN DENTAL SERVICES	4100 S EL CAMINO REAL	1.39	0.69	-0.7	-0.16	New	Active	09/18/2012
2012 OCT	MAT	Recycling	Apartment	1311240	EQUITY RESIDENTIAL	85 W 5TH AVE	173.2	103.92	-69.28	-16	New	Active	09/01/2012
2012 OCT	MAT	Recycling	Commercial	1313907	MARIOS BON DECOR	2232 PALM AVE	4.16	0	-4.16	-0.96	New	Stopped	09/01/2012 10/05/2012
2012 OCT	MAT	Recycling	Apartment	1314558	MARINA LAGOON	3121 LOS PRADOS ST	2.08	6.24	4.16	0.96	New	Active	09/01/2012
2012 OCT	MAT	Recycling	Commercial	1315522	RELAXING NAILS AND SPA	639 S B ST	0	0.69	0.69	0.16	New	New	10/03/2012
2012 OCT	MAT	Recycling	Apartment	1316157	DAKIN, LOREN	40 HOBART AVE	0	4.16	4.16	0.96	Active	Active	10/01/2012
2012 OCT	MAT	Recycling	Commercial	1316249	PERTSCH, SUZANNE	34 N SAN MATEO DR	0	2.08	2.08	0.48	New	New	10/02/2012
2012 OCT	MAT	Recycling	Commercial	1316405	PEET'S COFFEE & TEA	255 E 3RD AVE	0	20.78	20.78	4.8	Active	Active	10/01/2012
2012 OCT	MAT	Recycling	Commercial	1316488	BARBRA YOUNG	267 N AMPHLETT BLVD	0	1.39	1.39	0.32	New	New	10/03/2012
2012 OCT	MAT	Recycling	Commercial	1316603	AT THE SHOP AUTO	1000 S CLAREMONT ST	0	2.08	2.08	0.48	New	New	10/02/2012

RECOLOGY SAN MATEO COUNTY
NET CHANGE REPORT - DETAIL

OCTOBER 2012

2012	OCT	MAT	Recycling	Commercial	1316611	MGM AUTO EXPERT	1004 S CLAREMONT ST	0	2.08	2.08	0.48	New	10/04/2012		
2012	OCT	MAT	Recycling	Commercial	1319441	JERRICA CASTAGNO	2211 BRIDGEPOINTE PKWY	0	77.42	77.42	17.88	New	10/05/2012		
2012	OCT	MAT	Recycling	Commercial	1319789	SANDY NAVARRO	109 W 25TH AVE	0	38.97	38.97	9	New	10/08/2012		
2012	OCT	MAT	Recycling	Commercial	1321728	G N G EQUIPMENT	168 SOUTH BLVD	C	0	4.33	4.33	1	New	10/09/2012	
2012	OCT	MAT	Recycling	Commercial	1321751	POPLAR ARCO	402 N EL CAMINO REAL	0	2.08	2.08	0.48	New	10/09/2012		
2012	OCT	MAT	Recycling	Commercial	1322635	TORPIT	307 2ND AVE	0	1.39	1.39	0.32	New	10/12/2012		
2012	OCT	MAT	Recycling	Apartment	1323245	GILBERT'S BAYVIEW APTS LLC	851 N AMPHLETT BLVD	0	45.03	45.03	10.4	Active	10/01/2012		
2012	OCT	MAT	Recycling	Apartment	1323252	MELANIE DHILLON	439 N CLAREMONT ST	0	4.16	4.16	0.96	Active	10/01/2012		
2012	OCT	MAT	Recycling	Apartment	1323278	MCMILAN GORDON GEORGE	424 WILLIAMS PL	0	2.08	2.08	0.48	Active	10/01/2012		
2012	OCT	MAT	Recycling	Apartment	1323286	ELLIS, STEPHANIE	195 E BELLEVUE AVE	0	4.16	4.16	0.96	Active	10/01/2012		
2012	OCT	MAT	Recycling	Apartment	1323294	HAMDEN, MO	3158 CAMPUS DR	0	4.16	4.16	0.96	Active	10/01/2012		
2012	OCT	MAT	Recycling	Commercial	1323328	ROLLIE AUTO BODY INC	926 S CLAREMONT ST	B	0	12.99	12.99	3	Active	10/01/2012	
2012	OCT	MAT	Recycling	Commercial	1323435	FAMOUS MATTRESS	2750 S EL CAMINO REAL	0	2.08	2.08	0.48	Active	10/01/2012		
2012	OCT	MAT	Recycling	Commercial	1323450	MANA RESTAURANT	33 W 25TH AVE	0	17.32	17.32	4	Active	10/01/2012		
2012	OCT	MAT	Recycling	Apartment	1324227	SOLIDOR,NOELLE	1830 EL PARQUE CT	C	0	2.77	2.77	0.64	New	10/16/2012	
2012	OCT	MAT	Recycling	Apartment	1324722	HARTY, WENDY	834 HIGHLAND AVE	0	5.54	5.54	1.28	New	10/16/2012		
2012	OCT	MAT	Recycling	Commercial	1325034	SLM WASTE MGMT PO#TR1011	31 W HILLSDALE BLVD	0	155.88	155.88	36	New	10/04/2012		
2012	OCT	MAT	Recycling	Commercial	1325042	INTERSTATE FLORAL CO	719 WOODSIDE WAY	0	1.39	1.39	0.32	New	10/17/2012		
2012	OCT	MAT	Recycling	Commercial	1325430	ELEMENTS THERAPEUTIC MA	39 E 4TH AVE	0	2.77	2.77	0.64	New	10/18/2012		
2012	OCT	MAT	Recycling	Commercial	1325687	MICHAEL, BARBARA	1053 S CLAREMONT ST	0	1.39	1.39	0.32	New	10/25/2012		
2012	OCT	MAT	Recycling	Commercial	1327154	VIP HAIR SALON	150 W 25TH AVE	0	1.39	1.39	0.32	New	10/25/2012		
2012	OCT	MAT	Recycling	Apartment	1328632	SPIEKER COMPANIES	540 S EL CAMINO REAL	0	10.39	10.39	2.4	New	10/30/2012		
Recycling Total								2123.49	1781.6	-341.9					
2012	OCT	MPK	Garbage	Commercial	956904	PPM	75 ARBOR RD	25.98	34.64	8.66	2	Active	Active	03/01/1986	
2012	OCT	MPK	Garbage	Commercial	958199	STANFORD PARK HOTEL	100 EL CAMINO REAL	60.62	51.96	-8.66	-2	Active	Active	12/07/2000	
2012	OCT	MPK	Garbage	Commercial	958835	TEN FU	1352 EL CAMINO REAL	4.33	0	-4.33	-1	Active	Stopped	05/17/1985 10/02/2012	
2012	OCT	MPK	Garbage	Commercial	959700	THEATREWORKS	1100 HAMILTON CT	34.64	0	-34.64	-8	Active	Stopped	10/17/1996 10/25/2012	
2012	OCT	MPK	Garbage	Apartment	960922	BUDELLI LOUIE	875 LIVE OAK AVE	2.08	2.77	0.69	0.16	Active	Active	01/01/1995	
2012	OCT	MPK	Garbage	Commercial	961094	CAFE ZOE	1929 MENALTO AVE	0	4.16	4.16	0.96	Active	Active	06/24/2008	
2012	OCT	MPK	Garbage	Commercial	961557	POLLOCH FINANCIAL - MOP	321 MIDDLEFIELD RD	12.99	25.98	12.99	3	Active	Active	10/06/2008	
2012	OCT	MPK	Garbage	Commercial	964197	PEET'S COFFEE & TEA	899 SANTA CRUZ AVE	30.31	0	-30.31	-7	Active	Stopped	11/01/1997 09/30/2012	
2012	OCT	MPK	Garbage	Apartment	1034255	MICHAELS JAY DE COLUCCIO	5000 UNIVERSITY AVE	8.31	0	-8.31	-1.92	Active	Stopped	09/07/2010 10/04/2012	
2012	OCT	MPK	Garbage	Commercial	1037712	ROYAL BADMINTON ACADEMY	190 CONSTITUTION DR	8.66	0	-8.66	-2	Active	Stopped	09/07/2010 10/22/2012	
2012	OCT	MPK	Garbage	Commercial	1074731	THEATREWORRKS	1390 WILLOW RD	8.66	0	-8.66	-2	Active	Stopped	10/05/2010 10/18/2012	
2012	OCT	MPK	Garbage	Apartment	1093186	SHARON OAKS ASSOCIATION	2426 SHARON OAKS DR	0.69	1.39	0.7	0.16	Active	Active	01/01/2011	
2012	OCT	MPK	Garbage	Commercial	1228584	FACEBOOK INC	1601 WILLOW RD	16	86.6	129.9	43.3	10	Active	Active	12/12/2011
2012	OCT	MPK	Garbage	Commercial	1246065	NAMESAKE CHEESECAKE	425 EL CAMINO REAL	2.08	4.33	2.25	0.52	Active	Active	02/15/2012	
2012	OCT	MPK	Garbage	Commercial	1281450	NEARBUY SYSTEMS, INC	3565 HAVEN AVE	2.08	0	-2.08	-0.48	Active	Stopped	06/21/2012 10/04/2012	
2012	OCT	MPK	Garbage	Commercial	1290907	CINDYS	1800 EL CAMINO REAL	B	1.39	2.08	0.69	0.16	Active	Active	07/17/2012
2012	OCT	MPK	Garbage	Commercial	1295898	DEMOCRATIC VOLUNTEER CE	350 EL CAMINO REAL	4.33	8.66	4.33	1	Active	Active	08/08/2012	
2012	OCT	MPK	Garbage	Commercial	1311745	FACEBOOK INC	1105 HAMILTON CT	77.94	51.96	-25.98	-6	New	Active	09/17/2012	
2012	OCT	MPK	Garbage	Commercial	1316421	PEET'S COFFEE & TEA	899 SANTA CRUZ AVE	0	30.31	30.31	7	Active	Active	10/01/2012	
2012	OCT	MPK	Garbage	Commercial	1316942	FEY ENTERPRISE	1352 EL CAMINO REAL	0	4.33	4.33	1	New	10/04/2012		
2012	OCT	MPK	Garbage	Commercial	1323740	MORGAN DESIGN GROUP	789 SANTA CRUZ AVE	0	2.08	2.08	0.48	New	10/18/2012		
2012	OCT	MPK	Garbage	Commercial	1329580	SYNERGY BADMINTON CLUB	190 CONSTITUTION DR	0	8.66	8.66	2	New	10/29/2012		
Garbage Total								371.69	363.21	-8.48					
2012	OCT	MPK	Organics	Apartment	921957	NAN & KEVIN DALEY	1044 NOEL DR	0.69	0	-0.69	-0.16	Active	Active	08/01/2008	
2012	OCT	MPK	Organics	Commercial	964197	PEET'S COFFEE & TEA	899 SANTA CRUZ AVE	6.24	0	-6.24	-1.44	Active	Stopped	11/01/1997 09/30/2012	
2012	OCT	MPK	Organics	Commercial	964288	ST RAYMONDS SCHOOL	1100 SANTA CRUZ AVE	0	10.39	10.39	2.4	Active	Active	02/04/1983	
2012	OCT	MPK	Organics	Commercial	964551	BEECHWOOD SCHOOL	50 TERMINAL AVE	8.66	9.35	0.69	0.16	Active	Active	09/19/1986	
2012	OCT	MPK	Organics	Apartment	1093186	SHARON OAKS ASSOCIATION	2426 SHARON OAKS DR	0	1.39	1.39	0.32	Active	Active	01/01/2011	
2012	OCT	MPK	Organics	Apartment	1093376	SHARON OAKS ASSOCIATION	2438 SHARON OAKS DR	0	0.69	0.69	0.16	Active	Active	01/01/2011	
2012	OCT	MPK	Organics	Commercial	1228584	FACEBOOK INC	1601 WILLOW RD	16	86.6	129.9	43.3	10	Active	Active	12/12/2011
2012	OCT	MPK	Organics	Commercial	1253228	KILROY REALTY CORP	4400 BOHANNON DR	0	25.98	25.98	6	Active	Active	03/09/2012	

RECOLOGY SAN MATEO COUNTY
NET CHANGE REPORT - DETAIL

OCTOBER 2012															
2012	OCT	MPK	Organics	Commercial	1290907	CINDYS	1800 EL CAMINO REAL	B	2.08	4.16	2.08	0.48	Active	Active	07/17/2012
2012	OCT	MPK	Organics	Commercial	1311745	FACEBOOK INC	1105 HAMILTON CT		77.94	17.32	-60.62	-14	New	Active	09/17/2012
2012	OCT	MPK	Organics	Commercial	1316421	PEET'S COFFEE & TEA	899 SANTA CRUZ AVE		0	6.24	6.24	1.44		Active	10/01/2012
Organics Total									182.21	205.42	23.21				
2012	OCT	MPK	Recycling	Apartment	921965	RICH, PENELOPE	1047 NOEL DR		0	4.16	4.16	0.96	Active	Active	09/01/2007
2012	OCT	MPK	Recycling	Commercial	957084	ABBOTT LABORATORIES #2676	3885 BOHANNON DR		129.9	259.8	129.9	30	Active	Active	05/14/2010
2012	OCT	MPK	Recycling	Commercial	957308	ABBOTT LABORATORIES #2676	4045 CAMPBELL AVE		0	259.8	259.8	60	Active	Active	11/04/2004
2012	OCT	MPK	Recycling	Commercial	958199	STANFORD PARK HOTEL	100 EL CAMINO REAL		103.92	155.88	51.96	12	Active	Active	12/07/2000
2012	OCT	MPK	Recycling	Commercial	958835	TEN FU	1352 EL CAMINO REAL		4.33	0	-4.33	-1	Active	Stopped	05/17/1985 10/02/2012
2012	OCT	MPK	Recycling	Commercial	959411	PATRICK FARRIS - STUDIO CAI	104 GILBERT AVE		4.16	0	-4.16	-0.96	Active	Active	05/07/2009
2012	OCT	MPK	Recycling	Commercial	959700	THEATREWORKS	1100 HAMILTON CT		8.66	0	-8.66	-2	Active	Stopped	10/17/1996 10/25/2012
2012	OCT	MPK	Recycling	Apartment	960880	LISA RYAN	845 LIVE OAK AVE		0	4.16	4.16	0.96	Active	Active	08/02/1999
2012	OCT	MPK	Recycling	Apartment	960922	BUDELLI LOUIE	875 LIVE OAK AVE		0	1.39	1.39	0.32	Active	Active	01/01/1995
2012	OCT	MPK	Recycling	Apartment	960955	CHARLOTTE SMERDEL	1008 MADERA AVE		0	4.16	4.16	0.96	Active	Active	03/01/1986
2012	OCT	MPK	Recycling	Commercial	961540	ST PATRICK'S SEMINARY	320 MIDDLEFIELD RD		51.96	57.5	5.54	1.28	Active	Active	10/08/1982
2012	OCT	MPK	Recycling	Apartment	962985	FOUG, JAMES	689 ROBLE AVE		8.31	4.16	-4.15	-0.96	Active	Active	10/18/1996
2012	OCT	MPK	Recycling	Commercial	964197	PEET'S COFFEE & TEA	899 SANTA CRUZ AVE		25.98	0	-25.98	-6	Active	Stopped	11/01/1997 09/30/2012
2012	OCT	MPK	Recycling	Apartment	964270	THE DANTE & MARY GIOSSO F	1085 SANTA CRUZ AVE	109	0	8.31	8.31	1.92	Active	Active	10/01/2002
2012	OCT	MPK	Recycling	Commercial	964551	BEECHWOOD SCHOOL	50 TERMINAL AVE		19.05	12.82	-6.23	-1.44	Active	Active	09/19/1986
2012	OCT	MPK	Recycling	Apartment	1034255	MICHAELS JAY DE COLUCCIO	5000 UNIVERSITY AVE		4.16	0	-4.16	-0.96	Active	Stopped	09/07/2010 10/04/2012
2012	OCT	MPK	Recycling	Commercial	1037712	ROYAL BADMINTON ACADEMY	190 CONSTITUTION DR		8.31	0	-8.31	-1.92	Active	Stopped	09/07/2010 10/22/2012
2012	OCT	MPK	Recycling	Commercial	1074731	THEATREWORKS	1390 WILLOW RD		4.33	0	-4.33	-1	Active	Stopped	10/05/2010 10/18/2012
2012	OCT	MPK	Recycling	Apartment	1093186	SHARON OAKS ASSOCIATION	2426 SHARON OAKS DR		0.69	1.39	0.7	0.16	Active	Active	01/01/2011
2012	OCT	MPK	Recycling	Apartment	1243724	879 ROBLE LLC	879 ROBLE AVE	REA	6.93	4.16	-2.77	-0.64	Active	Active	02/02/2012
2012	OCT	MPK	Recycling	Commercial	1281450	NEARBUY SYSTEMS, INC	3565 HAVEN AVE		2.08	0	-2.08	-0.48	Active	Stopped	06/21/2012 10/04/2012
2012	OCT	MPK	Recycling	Commercial	1290907	CINDYS	1800 EL CAMINO REAL	B	2.08	4.16	2.08	0.48	Active	Active	07/17/2012
2012	OCT	MPK	Recycling	Commercial	1295898	DEMOCRATIC VOLUNTEER CE	350 EL CAMINO REAL		8.66	12.99	4.33	1	Active	Active	08/08/2012
2012	OCT	MPK	Recycling	Apartment	1298009	HUFFMAN, SCOTT & VIRGINIA	847 ROBLE AVE		6.24	4.16	-2.08	-0.48	Active	Active	08/02/2012
2012	OCT	MPK	Recycling	Apartment	1304427	KONARK, LLC	1111 BERKELEY AVE		0	4.16	4.16	0.96	Active	Active	08/17/2012
2012	OCT	MPK	Recycling	Commercial	1311745	FACEBOOK INC	1105 HAMILTON CT		77.94	51.96	-25.98	-6	New	Active	09/17/2012
2012	OCT	MPK	Recycling	Commercial	1316421	PEET'S COFFEE & TEA	899 SANTA CRUZ AVE		0	25.98	25.98	6		Active	10/01/2012
2012	OCT	MPK	Recycling	Commercial	1316942	FEY ENTERPRISE	1352 EL CAMINO REAL		0	4.33	4.33	1		New	10/04/2012
2012	OCT	MPK	Recycling	Commercial	1323740	MORGAN DESIGN GROUP	789 SANTA CRUZ AVE		0	4.33	4.33	1		New	10/18/2012
2012	OCT	MPK	Recycling	Commercial	1329580	SYNERGY BADMINTON CLUB	190 CONSTITUTION DR		0	8.31	8.31	1.92		New	10/29/2012
Recycling Total									477.69	898.07	420.38				
2012	OCT	NFO	Garbage	Commercial	1002989	KOBlick SUPPLY	2950 BAY RD		4.33	0	-4.33	-1	Active	Stopped	01/18/1980 10/16/2012
2012	OCT	NFO	Garbage	Commercial	1004779	SPORTS BAR NITE CLUB	2808 MIDDLEFIELD RD		8.66	0	-8.66	-2	Active	Stopped	12/16/2008 09/30/2012
2012	OCT	NFO	Garbage	Commercial	1005024	JOES AUTO MACHINE SHOP	3070 MIDDLEFIELD RD		1.39	0	-1.39	-0.32	Active	Stopped	04/01/1996 09/30/2012
2012	OCT	NFO	Garbage	Commercial	1005099	HELEN GOMEZ	3133 MIDDLEFIELD RD		2.08	0	-2.08	-0.48	Active	Stopped	04/01/1996 10/14/2012
2012	OCT	NFO	Garbage	Commercial	1005719	FILICE LANSFORD DEVELOPMEI	2644 SPRING ST		1.39	0	-1.39	-0.32	Active	Stopped	04/09/1990 10/22/2012
2012	OCT	NFO	Garbage	Apartment	1007160	EAST RUBY (USA) INC	600 OAKSIDE AVE		4.33	0	-4.33	-1	Active	Stopped	05/11/2006 10/25/2012
2012	OCT	NFO	Garbage	Commercial	1133198	MI PERU PRODUCTS IMPORT	815 SWEENEY AVE	A	1.39	0	-1.39	-0.32	Active	Stopped	01/25/2011 09/30/2012
2012	OCT	NFO	Garbage	Apartment	1169549	GARCIA, CARLOS	2816 CROCKER AVE		4.33	0	-4.33	-1	Active	Stopped	06/14/2011 09/30/2012
2012	OCT	NFO	Garbage	Commercial	1174283	MORENO, NICOLAS	15 BERKSHIRE AVE		2.77	0	-2.77	-0.64	Active	Active	06/20/2011
2012	OCT	NFO	Garbage	Commercial	1216472	MORALES UPHOLSTERY	381 5TH AVE		4.33	0	-4.33	-1	Active	Stopped	01/01/2011 09/30/2012
2012	OCT	NFO	Garbage	Commercial	1221928	WHITLEY PROP MGMT INC	570 HAMPSHIRE		181.86	0	-181.86	-42	Active	Stopped	11/09/2011 10/24/2012
2012	OCT	NFO	Garbage	Commercial	1223460	THE T PARTY	788 DOUGLAS AVE	.	1.39	0	-1.39	-0.32	Active	Stopped	01/01/2011 09/30/2012
2012	OCT	NFO	Garbage	Commercial	1301944	DELICIAS FRUIT BAR	344 BERKSHIRE AVE	A	4.16	2.08	-2.08	-0.48	Active	Active	08/13/2012 11/05/2012
2012	OCT	NFO	Garbage	Apartment	1303916	BUCKINGHAM ATLANTIC, LLC	180 BUCKINGHAM AVE		51.96	77.94	25.98	6	Active	Active	08/16/2012
2012	OCT	NFO	Garbage	Commercial	1317031	NEARBUY SYSTEMS, INC	2694 MIDDLEFIELD RD	A	0	2.08	2.08	0.48		New	10/09/2012
2012	OCT	NFO	Garbage	Commercial	1321819	ALVAREZ, JOSE	3133 MIDDLEFIELD RD		0	8.66	8.66	2		New	10/15/2012
2012	OCT	NFO	Garbage	Apartment	1323302	GARCIA, CARLOS	2816 CROCKER AVE		0	4.33	4.33	1		Active	10/01/2012
2012	OCT	NFO	Garbage	Commercial	1323393	SPORTS BAR NITE CLUB	2808 MIDDLEFIELD RD		0	8.66	8.66	2		Active	10/01/2012
2012	OCT	NFO	Garbage	Commercial	1323401	JOES AUTO MACHINE SHOP	3070 MIDDLEFIELD RD		0	1.39	1.39	0.32		Active	10/01/2012

RECOLOGY SAN MATEO COUNTY
NET CHANGE REPORT - DETAIL
OCTOBER 2012

2012	OCT	NFO	Garbage	Commercial	1323476	MI PERU PRODUCTS IMPORT	815 SWEENEY AVE	A	0	1.39	1.39	0.32	Active	10/01/2012	
2012	OCT	NFO	Garbage	Commercial	1323500	MORALES UPHOLSTERY	381 5TH AVE		0	4.33	4.33	1	Active	10/01/2012	
2012	OCT	NFO	Garbage	Commercial	1323526	THE T PARTY	788 DOUGLAS AVE	.	0	1.39	1.39	0.32	Active	10/01/2012	
2012	OCT	NFO	Garbage	Commercial	1324573	REPUBLIC SERVICES	2693 EL CAMINO REAL		0	38.97	38.97	9	New	10/17/2012	
2012	OCT	NFO	Garbage	Commercial	1324797	PENINSULA SELF-DEFENSE	2766 BAY RD		0	1.39	1.39	0.32	New	10/16/2012	
2012	OCT	NFO	Garbage	Commercial	1325216	BUILDERS MARKET	2920 BAY RD		0	0.69	0.69	0.16	New	10/22/2012	
2012	OCT	NFO	Garbage	Commercial	1327956	RAMIN AZODANLIN	2682 MIDDLEFIELD RD	I	0	0.69	0.69	0.16	New	10/31/2012	
2012	OCT	NFO	Garbage	Commercial	1327980	WHITLEY PROPERTY MGMT IN	570 HAMPSHIRE		0	181.86	181.86	42	New	10/25/2012	
Garbage Total									274.37	335.85	61.48				
2012	OCT	NFO	Organics	Commercial	1004928	PANADERIA MICHOCAN 2	2940 MIDDLEFIELD RD		1.39	0	-1.39	-0.32	Active	Active	07/06/1989
2012	OCT	NFO	Organics	Apartment	1075340	ROMINA KLUSS	2992 SPRING ST	D	2.08	0	-2.08	-0.48	Active	Stopped	10/05/2010 09/30/2012
2012	OCT	NFO	Organics	Commercial	1328657	ROMINA KLUSS	2992 SPRING ST	D	0	2.08	2.08	0.48	Active	Active	10/01/2012
Organics Total									3.47	2.08	-1.39				
2012	OCT	NFO	Recycling	Commercial	1002989	KOBlick SUPPLY	2950 BAY RD		12.99	0	-12.99	-3	Active	Stopped	01/18/1980 10/16/2012
2012	OCT	NFO	Recycling	Apartment	1003227	RAMOS JOE	57 DUMBARTON AVE		0	2.08	2.08	0.48	Active	Active	09/01/1987
2012	OCT	NFO	Recycling	Commercial	1003276	MAITA DISTRIBUTING ACCT PA	3151 EDISON WAY		80.02	84.18	4.16	0.96	Active	Active	06/04/1986
2012	OCT	NFO	Recycling	Commercial	1004100	RONEDA MACHINE WORKS	814 HURLINGAME AVE		0	4.33	4.33	1	Active	Active	10/19/2004
2012	OCT	NFO	Recycling	Commercial	1005099	HELEN GOMEZ	3133 MIDDLEFIELD RD		4.85	0	-4.85	-1.12	Active	Stopped	04/01/1996 10/14/2012
2012	OCT	NFO	Recycling	Commercial	1005370	MICHOCAN PRODUCE MARKET	3380 MIDDLEFIELD RD		0	12.99	12.99	3	Active	Active	02/04/2010
2012	OCT	NFO	Recycling	Apartment	1005545	JAD JAJEH	311 SEMICIRCULAR RD		0	2.08	2.08	0.48	Active	Active	12/22/1995
2012	OCT	NFO	Recycling	Commercial	1005719	FILICE LANSFORD DEVELOPMEI	2644 SPRING ST		8.66	0	-8.66	-2	Active	Stopped	04/09/1990 10/22/2012
2012	OCT	NFO	Recycling	Apartment	1006857	AL FREDDY STEWARD	340 6TH AVE		0	4.16	4.16	0.96	Active	Active	04/11/2005
2012	OCT	NFO	Recycling	Apartment	1006956	KESHAW PRASAD	2781 BLENHEIM AVE		0	2.08	2.08	0.48	Active	Active	12/14/1999
2012	OCT	NFO	Recycling	Apartment	1007160	EAST RUBY (USA) INC	600 OAKSIDE AVE		4.16	0	-4.16	-0.96	Active	Stopped	05/11/2006 10/25/2012
2012	OCT	NFO	Recycling	Commercial	1019694	LOURAL TOWING INC	2432 BAY RD		2.08	1.39	-0.69	-0.16	Active	Active	08/05/2010
2012	OCT	NFO	Recycling	Apartment	1020460	ROONEY, JIM	307 PACIFIC AVE		0	2.08	2.08	0.48	Active	Active	08/05/2010
2012	OCT	NFO	Recycling	Apartment	1075340	ROMINA KLUSS	2992 SPRING ST	D	1.39	0	-1.39	-0.32	Active	Stopped	10/05/2010 09/30/2012
2012	OCT	NFO	Recycling	Commercial	1133198	MI PERU PRODUCTS IMPORT	815 SWEENEY AVE	A	4.16	0	-4.16	-0.96	Active	Stopped	01/25/2011 09/30/2012
2012	OCT	NFO	Recycling	Commercial	1221928	WHITLEY PROP MGMT INC	570 HAMPSHIRE		25.98	0	-25.98	-6	Active	Stopped	11/09/2011 10/24/2012
2012	OCT	NFO	Recycling	Commercial	1223460	THE T PARTY	788 DOUGLAS AVE	.	1.39	0	-1.39	-0.32	Active	Stopped	01/01/2011 09/30/2012
2012	OCT	NFO	Recycling	Commercial	1317031	NEARBUY SYSTEMS, INC	2694 MIDDLEFIELD RD	A	0	2.08	2.08	0.48	New	10/09/2012	
2012	OCT	NFO	Recycling	Commercial	1321819	ALVAREZ, JOSE	3133 MIDDLEFIELD RD		0	4.33	4.33	1	New	10/15/2012	
2012	OCT	NFO	Recycling	Commercial	1323476	MI PERU PRODUCTS IMPORT	815 SWEENEY AVE	A	0	4.16	4.16	0.96	Active	10/01/2012	
2012	OCT	NFO	Recycling	Commercial	1323526	THE T PARTY	788 DOUGLAS AVE	.	0	1.39	1.39	0.32	Active	10/01/2012	
2012	OCT	NFO	Recycling	Commercial	1324573	REPUBLIC SERVICES	2693 EL CAMINO REAL		0	77.94	77.94	18	New	10/17/2012	
2012	OCT	NFO	Recycling	Commercial	1324797	PENINSULA SELF-DEFENSE	2766 BAY RD		0	2.08	2.08	0.48	New	10/16/2012	
2012	OCT	NFO	Recycling	Commercial	1325216	BUILDERS MARKET	2920 BAY RD		0	8.66	8.66	2	New	10/22/2012	
2012	OCT	NFO	Recycling	Commercial	1327956	RAMIN AZODANLIN	2682 MIDDLEFIELD RD	I	0	2.08	2.08	0.48	New	10/31/2012	
2012	OCT	NFO	Recycling	Commercial	1327980	WHITLEY PROPERTY MGMT IN	570 HAMPSHIRE		0	25.98	25.98	6	New	10/25/2012	
2012	OCT	NFO	Recycling	Commercial	1328657	ROMINA KLUSS	2992 SPRING ST	D	0	1.39	1.39	0.32	Active	10/01/2012	
Recycling Total									145.68	245.46	99.78				
2012	OCT	RWC	Garbage	Apartment	922856	TOMAS GANNON	27 ATHERWOOD AVE		8.31	0	-8.31	-1.92	Active	Stopped	11/01/1995 10/29/2012
2012	OCT	RWC	Garbage	Apartment	922906	DIMIGUEL & JOHNSON	875 BEECH ST		12.99	21.65	8.66	2	Active	Active	10/05/2004
2012	OCT	RWC	Garbage	Apartment	922955	STONEBROOK INVESTMENT	147 BIRCH ST	.	4.16	2.08	-2.08	-0.48	Active	Active	06/04/2001
2012	OCT	RWC	Garbage	Apartment	923359	ANNE PARIANI	24 CLINTON ST		2.08	1.39	-0.69	-0.16	Active	Active	11/01/1995
2012	OCT	RWC	Garbage	Apartment	924126	DEMIGUEL & JOHNSON	516 HELLER ST		12.99	21.65	8.66	2	Active	Active	04/20/2004
2012	OCT	RWC	Garbage	Apartment	925180	DEMIGUEL AND JOHNSON	581 PINE ST		12.99	21.65	8.66	2	Active	Active	06/24/2002
2012	OCT	RWC	Garbage	Apartment	925974	M&M DE VERA PROPERTIES	619 STAMBAUGH ST		8.66	12.99	4.33	1	Active	Active	04/01/2007
2012	OCT	RWC	Garbage	Apartment	926261	DEMIGUEL & JOHNSON LLC	202 WINSLOW ST	210	8.66	12.99	4.33	1	Active	Active	12/05/1997
2012	OCT	RWC	Garbage	Commercial	967331	ORACLE CORP	800 BRIDGE PKWY		103.92	0	-103.92	-24	Active	Stopped	09/01/1997 10/01/2012
2012	OCT	RWC	Garbage	Commercial	967372	WESTPORT OFFICE PARK LLC	2400 BRIDGE PKWY		0	38.97	38.97	9	Active	Active	08/19/2005
2012	OCT	RWC	Garbage	Commercial	967380	WESTPORT OFFICE PARK LLC	3000 BRIDGE PKWY		0	173.2	173.2	40	Active	Active	08/19/2005
2012	OCT	RWC	Garbage	Commercial	967471	AMPEX	500 BROADWAY ST		77.94	0	-77.94	-18	Active	Stopped	10/07/2004 10/01/2012
2012	OCT	RWC	Garbage	Commercial	967661	MOTOSTRANO, LLC	926 BROADWAY ST		2.08	4.33	2.25	0.52	Active	Active	05/06/2005

RECOLOGY SAN MATEO COUNTY
NET CHANGE REPORT - DETAIL

OCTOBER 2012

2012	OCT	RWC	Garbage	Commercial	967711 SHARP 1 LLC	1155 BROADWAY ST	12.99	0	-12.99	-3	Active	Stopped	05/19/1994	10/22/2012	
2012	OCT	RWC	Garbage	Commercial	967869 CASPIAN HI LINE CARS	1611 BROADWAY ST	0	0.69	0.69	0.16	Active	Active	01/01/1996		
2012	OCT	RWC	Garbage	Commercial	968057 YOKAYAMA RESTAURANT	1784 BROADWAY ST	4.16	2.77	-1.39	-0.32	Active	Active	02/06/1996		
2012	OCT	RWC	Garbage	Commercial	969394 MOTOR CITY TIRES INC	1111 CHESTNUT ST	8.66	0	-8.66	-2	Active	Stopped	11/01/1995	10/09/2012	
2012	OCT	RWC	Garbage	Apartment	969626 BRUGGER PLAZA CONDOS	345 CONVENTION WAY	25.98	12.99	-12.99	-3	Active	Active	05/25/1988		
2012	OCT	RWC	Garbage	Commercial	969881 CHARLES CUSHNER	20 DILLER ST	8.66	2.08	-6.58	-1.52	Active	Active	06/23/1998		
2012	OCT	RWC	Garbage	Apartment	970004 VIRGINIA FRECKLEPONDDDS	115 DUANE ST	0	1.39	1.39	0.32	Active	Active	01/13/1995		
2012	OCT	RWC	Garbage	Commercial	970244 EASTERN DELICACY	1757 E BAYSHORE RD	20	0.69	0	-0.69	-0.16	Active	Stopped	02/09/2006	10/08/2012
2012	OCT	RWC	Garbage	Commercial	972869 GRIFFIN SOIL COMPANY	151 HINMAN RD	4.33	0	-4.33	-1	Active	Stopped	09/04/2007	10/02/2012	
2012	OCT	RWC	Garbage	Commercial	973255 AM PARTY RENTALS INC	1830 INDUSTRIAL WAY	4.33	8.66	4.33	1	Active	Active	05/18/2010		
2012	OCT	RWC	Garbage	Commercial	973297 WESTPORT OFFICE PARK, LLC	975 ISLAND DR	0	77.94	77.94	18	Active	Active	08/18/2005		
2012	OCT	RWC	Garbage	Commercial	976308 DRIVERS LICENSE GUIDE CO	1492 ODDSTAD DR	0	4.33	4.33	1	Active	Active	05/25/1988		
2012	OCT	RWC	Garbage	Commercial	977629 EL REINO DE DIOS	473 ROOSEVELT AVE	2.08	0	-2.08	-0.48	Active	Stopped	04/01/2007	10/17/2012	
2012	OCT	RWC	Garbage	Commercial	978049 VII PAC SHORES INVEST	1300 SEAPORT BLVD	38.97	64.95	25.98	6	Active	Active	01/29/2007		
2012	OCT	RWC	Garbage	Commercial	978916 PAULA UCCELLI	1 UCCELLI BLVD	103.92	155.88	51.96	12	Active	Active	05/26/1988		
2012	OCT	RWC	Garbage	Commercial	979708 WHIPPLE ARCO	504 WHIPPLE AVE	25.98	12.99	-12.99	-3	Active	Active	09/24/2004		
2012	OCT	RWC	Garbage	Commercial	979955 WILLOW MRKT	37 WILLOW ST	8.66	12.99	4.33	1	Active	Active	01/01/1996		
2012	OCT	RWC	Garbage	Commercial	980151 HTTS CORP, INC. DBA QUIZNO	20 WOODSIDE PLZ	12.99	0	-12.99	-3	Active	Stopped	01/27/2009	10/23/2012	
2012	OCT	RWC	Garbage	Commercial	980904 ST.PIUS CATHOLIC CHURCH	1100 WOODSIDE RD	25.98	51.96	25.98	6	Active	Active	03/03/1988		
2012	OCT	RWC	Garbage	Apartment	1087428 130 ARCH STREET APARTMEN	130 ARCH ST	16.63	10.39	-6.24	-1.44	Active	Active	11/05/2010		
2012	OCT	RWC	Garbage	Apartment	1090604 REDWOOD MOBILE ESTATES #	2053 E BAYSHORE RD	010	0.69	0.43	-0.26	-0.06	Active	Active	01/01/2011	
2012	OCT	RWC	Garbage	Apartment	1091271 REDWOOD MOBILE ESTATES #	2053 E BAYSHORE RD	045	0.69	0.43	-0.26	-0.06	Active	Active	01/01/2011	
2012	OCT	RWC	Garbage	Apartment	1100197 TOWN & COUNTRY MGMT	556 JACKSON AVE	2.08	0	-2.08	-0.48	Active	Stopped	11/05/2010	10/29/2012	
2012	OCT	RWC	Garbage	Commercial	1171073 CELEBRATE ART	1023 CHESTNUT ST	B	0.43	0	-0.43	-0.1	Active	Stopped	06/14/2011	10/26/2012
2012	OCT	RWC	Garbage	Commercial	1181841 ABC COMPANIES	3508 HAVEN AVE	0	25.98	25.98	6	Active	Active	07/06/2011		
2012	OCT	RWC	Garbage	Apartment	1216605 CHING, ALTON	2946 BROADWAY ST	1.39	0	-1.39	-0.32	Active	Active	10/25/2011		
2012	OCT	RWC	Garbage	Commercial	1253251 ESBRO CHEMICAL	775 SEAPORT BLVD	12.99	17.32	4.33	1	Active	Active	03/06/2012		
2012	OCT	RWC	Garbage	Commercial	1256130 PIZZA PANDA LLC	821 WINSLOW ST	2.08	0	-2.08	-0.48	Active	Stopped	02/29/2012	10/08/2012	
2012	OCT	RWC	Garbage	Commercial	1259068 BUILD	2385 BAY RD	4.33	8.66	4.33	1	Active	Active	04/10/2012		
2012	OCT	RWC	Garbage	Commercial	1275437 MENTAL HEALTH ASSOCIATIOI	104 CEDAR ST	12.64	6.41	-6.23	-1.44	Active	Active	05/25/2012		
2012	OCT	RWC	Garbage	Commercial	1283563 HEARTFLOW	1400 SEAPORT BLVD	17.32	34.64	17.32	4	Active	Active	06/29/2012		
2012	OCT	RWC	Garbage	Commercial	1294412 SPECIALTY SALES CLASSICS	860 CHARTER ST	0.69	2.08	1.39	0.32	Active	Active	07/23/2012		
2012	OCT	RWC	Garbage	Commercial	1298074 VII PAC SHORES INVESTMENT	1900 SEAPORT BLVD	64.95	25.98	-38.97	-9	Active	Active	08/02/2012		
2012	OCT	RWC	Garbage	Commercial	1298116 VII PAC SHORES INVESTMENT	1800 SEAPORT BLVD	77.94	12.99	-64.95	-15	Active	Active	08/02/2012	11/01/2012	
2012	OCT	RWC	Garbage	Commercial	1316371 MARSHALLS #271	2545 EL CAMINO REAL	0	103.92	103.92	24		New	10/03/2012		
2012	OCT	RWC	Garbage	Commercial	1316454 STANFORD UNIVERSITY	500 BROADWAY ST	0	77.94	77.94	18		Active	10/01/2012		
2012	OCT	RWC	Garbage	Commercial	1320878 WESTPORT OFFICE PARK LLC	800 BRIDGE PKWY	0	38.97	38.97	9		New	10/05/2012		
2012	OCT	RWC	Garbage	Commercial	1321710 FASTSIGNS OF REDWOOD CIT	1476 ODDSTAD DR	0	12.99	12.99	3		New	10/04/2012		
2012	OCT	RWC	Garbage	Commercial	1321744 SS CUSTOMS	312 CHESTNUT ST	C	0	4.33	4.33	1		New	10/05/2012	
2012	OCT	RWC	Garbage	Commercial	1324193 ALDEA PHARMACEUTICALS	3696 HAVEN AVE	C	0	2.08	2.08	0.48		New	10/11/2012	
2012	OCT	RWC	Garbage	Commercial	1324375 ABS-CBN INTERNATIONAL	130 SHORELINE DR	0	8.66	8.66	2		New	10/12/2012		
2012	OCT	RWC	Garbage	Commercial	1326750 WAKE STORM 1155 LLC	1155 BROADWAY ST	0	12.99	12.99	3		New	10/22/2012		
2012	OCT	RWC	Garbage	Commercial	1326990 B. CHEN CORP	300 WALNUT ST	0	4.33	4.33	1		New	10/23/2012		
2012	OCT	RWC	Garbage	Commercial	1327097 HUNTER STORMS LLC	840 MIDDLEFIELD RD	0	0.43	0.43	0.1		New	10/24/2012		
2012	OCT	RWC	Garbage	Apartment	1328327 ORVICK, KEN	27 ATHERWOOD AVE	0	8.31	8.31	1.92		New	10/30/2012		
Garbage Total							758.01	1140.8	382.77						
2012	OCT	RWC	Organics	Apartment	925867 MAYFIELD	202 SAMSON ST	0	2.08	2.08	0.48	Active	Active	01/01/1996		
2012	OCT	RWC	Organics	Commercial	970244 EASTERN DELICACY	1757 E BAYSHORE RD	20	0.69	0	-0.69	-0.16	Active	Stopped	02/09/2006	10/08/2012
2012	OCT	RWC	Organics	Apartment	974162 KYRIAKIS, STELLA	163 MADISON AVE	0	2.08	2.08	0.48	Active	Active	04/01/1996		
2012	OCT	RWC	Organics	Apartment	976159 CARROL, JAMES J	85 OAKWOOD DR	0.69	0	-0.69	-0.16	Active	Active	10/05/2009		
2012	OCT	RWC	Organics	Commercial	978874 EQUITY OFFICE PROP.	555 TWIN DOLPHIN DR	0	4.16	4.16	0.96	Active	Active	05/01/2009		
2012	OCT	RWC	Organics	Commercial	1301621 POLLOCK FINANCIAL GROUP	350 MARINE PKWY	8.66	0	-8.66	-2	Active	Active	08/01/2012		
Organics Total							10.04	8.32	-1.72						
2012	OCT	RWC	Recycling	Apartment	922856 TOMAS GANNON	27 ATHERWOOD AVE	8.31	0	-8.31	-1.92	Active	Stopped	11/01/1995	10/29/2012	

RECOLOGY SAN MATEO COUNTY
NET CHANGE REPORT - DETAIL
OCTOBER 2012

2012 OCT	RWC	Recycling	Apartment	924712	MARJORIE MCNABB	231 LINCOLN AVE	0	6.24	6.24	1.44	Active	Active	04/29/2009		
2012 OCT	RWC	Recycling	Apartment	925669	HALL J. GONG	3252 ROLISON RD	0	4.16	4.16	0.96	Active	Active	03/22/1995		
2012 OCT	RWC	Recycling	Apartment	926014	EDDA ROSAGER	324 STANDISH ST	0	2.08	2.08	0.48	Active	Active	01/01/1996		
2012 OCT	RWC	Recycling	Commercial	967257	THE BACK YARD COFFEE CO	965 BREWSTER AVE	4.16	6.24	2.08	0.48	Active	Active	03/01/2008		
2012 OCT	RWC	Recycling	Commercial	967331	ORACLE CORP	800 BRIDGE PKWY	51.96	0	-51.96	-12	Active	Stopped	09/01/1997	10/01/2012	
2012 OCT	RWC	Recycling	Commercial	967372	WESTPORT OFFICE PARK LLC	2400 BRIDGE PKWY	0	51.96	51.96	12	Active	Active	08/19/2005		
2012 OCT	RWC	Recycling	Commercial	967471	AMPEX	500 BROADWAY ST	51.96	0	-51.96	-12	Active	Stopped	10/07/2004	10/01/2012	
2012 OCT	RWC	Recycling	Commercial	967661	MOTOSTRANO, LLC	926 BROADWAY ST	4.16	4.33	0.17	0.04	Active	Active	05/06/2005		
2012 OCT	RWC	Recycling	Commercial	967711	SHARP 1 LLC	1155 BROADWAY ST	8.66	0	-8.66	-2	Active	Stopped	05/19/1994	10/22/2012	
2012 OCT	RWC	Recycling	Commercial	968578	GOURMET HAUS STAUDT	2611 BROADWAY ST	8.66	12.99	4.33	1	Active	Active	09/15/1995		
2012 OCT	RWC	Recycling	Commercial	969808	COUNTY OF SAN MATEO	555 COUNTY CTR	25.29	33.6	8.31	1.92	Active	Active	08/19/1999		
2012 OCT	RWC	Recycling	Commercial	969881	CHARLES CUSHNER	20 DILLER ST	8.66	0	-8.66	-2	Active	Active	06/23/1998		
2012 OCT	RWC	Recycling	Commercial	969907	MARINE SCIENCE INSTITUTE	500 DISCOVERY PKWY	8.66	12.99	4.33	1	Active	Active	01/06/1999		
2012 OCT	RWC	Recycling	Commercial	970244	EASTERN DELICACY	1757 E BAYSHORE RD	20	4.16	0	-4.16	-0.96	Active	Stopped	02/09/2006	10/08/2012
2012 OCT	RWC	Recycling	Commercial	971176	PRECISION TUNE AUTO CARE	1304 EL CAMINO REAL	4.33	8.66	4.33	1	Active	Active	08/25/2004		
2012 OCT	RWC	Recycling	Commercial	971309	SECURITY PUBLIC STORAGE	1451 EL CAMINO REAL	17.32	34.64	17.32	4	Active	Active	07/18/1996		
2012 OCT	RWC	Recycling	Apartment	972760	M ROCHETTE%D & M TOWING	65 HEMLOCK AVE	2.08	4.16	2.08	0.48	Active	Active	01/01/1996		
2012 OCT	RWC	Recycling	Commercial	974535	PACIFIC EURO HOTEL OF RWC	868 MAIN ST	0	4.16	4.16	0.96	Active	Active	07/04/2008		
2012 OCT	RWC	Recycling	Commercial	975912	GLOBALWARE SOLUTIONS	1089 MILLS WAY	0.69	0	-0.69	-0.16	Active	Stopped	11/20/2001	10/25/2012	
2012 OCT	RWC	Recycling	Commercial	976530	GENOMIC HEALTH	351 PENOBSCOT DR	51.96	34.64	-17.32	-4	Active	Active	03/01/2007		
2012 OCT	RWC	Recycling	Apartment	977280	LEYTE-VIDAL, TODD	1536 REGENT ST	0	6.24	6.24	1.44	Active	Active	12/21/2006		
2012 OCT	RWC	Recycling	Apartment	977439	ANN MARIE GONG	3238 ROLISON RD	0	4.16	4.16	0.96	Active	Active	01/01/1996		
2012 OCT	RWC	Recycling	Commercial	977629	EL REINO DE DIOS	473 ROOSEVELT AVE	1.39	0	-1.39	-0.32	Active	Stopped	04/01/2007	10/17/2012	
2012 OCT	RWC	Recycling	Commercial	977793	A.P. PHARMA	123 SAGINAW DR	25.98	51.96	25.98	6	Active	Active	02/11/1998		
2012 OCT	RWC	Recycling	Commercial	978098	VII PAC SHORES INVEST	1700 SEAPORT BLVD	64.95	129.9	64.95	15	Active	Active	01/29/2007		
2012 OCT	RWC	Recycling	Commercial	978353	EQUITY OFFICE	255 SHORELINE DR	25.98	0	-25.98	-6	Active	Active	05/01/2009		
2012 OCT	RWC	Recycling	Commercial	978973	MESSIAH LUTHERAN CHURCH	1835 VALOTA RD	0	2.77	2.77	0.64	Active	Active	03/10/1988		
2012 OCT	RWC	Recycling	Commercial	979369	KAISER HOSPITAL	1400 VETERANS BLVD	17.32	25.98	8.66	2	Active	Active	12/24/2001		
2012 OCT	RWC	Recycling	Commercial	980151	HTTS CORP, INC. DBA QUIZNO	20 WOODSIDE PLZ	25.98	0	-25.98	-6	Active	Stopped	01/27/2009	10/23/2012	
2012 OCT	RWC	Recycling	Apartment	1037324	BETTY LI	910 CLINTON ST	0	4.16	4.16	0.96	Active	Active	09/07/2010		
2012 OCT	RWC	Recycling	Apartment	1087428	130 ARCH STREET APARTMEN	130 ARCH ST	6.24	8.31	2.07	0.48	Active	Active	11/05/2010		
2012 OCT	RWC	Recycling	Apartment	1090604	REDWOOD MOBILE ESTATES #	2053 E BAYSHORE RD	010	1.39	2.08	0.69	0.16	Active	Active	01/01/2011	
2012 OCT	RWC	Recycling	Apartment	1100197	TOWN & COUNTRY MGMT	556 JACKSON AVE	2.08	0	-2.08	-0.48	Active	Stopped	11/05/2010	10/29/2012	
2012 OCT	RWC	Recycling	Commercial	1171073	CELEBRATE ART	1023 CHESTNUT ST	B	2.08	0	-2.08	-0.48	Active	Stopped	06/14/2011	10/26/2012
2012 OCT	RWC	Recycling	Apartment	1222090	WENDY HUBER	440 ROOSEVELT AVE	0	4.16	4.16	0.96	Active	Active	11/16/2011		
2012 OCT	RWC	Recycling	Apartment	1243120	PACHINGER, KATHERINE	2191 ROOSEVELT AVE	0	2.08	2.08	0.48	Active	Active	01/26/2012		
2012 OCT	RWC	Recycling	Commercial	1256130	PIZZA PANDA LLC	821 WINSLOW ST	2.08	0	-2.08	-0.48	Active	Stopped	02/29/2012	10/08/2012	
2012 OCT	RWC	Recycling	Commercial	1275437	MENTAL HEALTH ASSOCIATIOI	104 CEDAR ST	0	6.24	6.24	1.44	Active	Active	05/25/2012		
2012 OCT	RWC	Recycling	Commercial	1283563	HEARTFLOW	1400 SEAPORT BLVD	25.98	17.32	-8.66	-2	Active	Active	06/29/2012		
2012 OCT	RWC	Recycling	Commercial	1294412	SPECIALTY SALES CLASSICS	860 CHARTER ST	0	2.08	2.08	0.48	Active	Active	07/23/2012		
2012 OCT	RWC	Recycling	Commercial	1298694	BRISTOL MEYERS SQUIBB	700 BAY RD	A	25.98	77.94	51.96	12	Active	Active	08/06/2012	
2012 OCT	RWC	Recycling	Commercial	1316454	STANFORD UNIVERSITY	500 BROADWAY ST	0	51.96	51.96	12		Active	10/01/2012		
2012 OCT	RWC	Recycling	Commercial	1320878	WESTPORT OFFICE PARK LLC	800 BRIDGE PKWY	0	51.96	51.96	12		New	10/05/2012		
2012 OCT	RWC	Recycling	Commercial	1324193	ALDEA PHARMACEUTICALS	3696 HAVEN AVE	C	0	2.08	2.08	0.48		New	10/11/2012	
2012 OCT	RWC	Recycling	Commercial	1326750	WAKE STORM 1155 LLC	1155 BROADWAY ST	0	8.66	8.66	2		New	10/22/2012		
2012 OCT	RWC	Recycling	Commercial	1327097	HUNTER STORMS LLC	840 MIDDLEFIELD RD	0	2.08	2.08	0.48		New	10/24/2012		
2012 OCT	RWC	Recycling	Apartment	1328327	ORVICK, KEN	27 ATHERWOOD AVE	0	8.31	8.31	1.92		New	10/30/2012		
			Recycling Total				488.45	691.28	202.83						
2012 OCT	SNC	Garbage	Apartment	926642	OLIVE EBERT	523 CHESTNUT ST	17.32	0	-17.32	-4	Active	Stopped	08/01/1983	10/30/2012	
2012 OCT	SNC	Garbage	Apartment	927335	BOYD KEN	2700 MELENDY DR	11.08	5.54	-5.54	-1.28	Active	Active	03/01/1986		
2012 OCT	SNC	Garbage	Apartment	927665	BAY AREA PROPERTY MANAG	551 WALNUT ST	38.97	25.98	-12.99	-3	Active	Active	04/21/1999		
2012 OCT	SNC	Garbage	Commercial	981399	MANUFACTURES OUTLET	935 AMERICAN ST	4.33	0	-4.33	-1	Active	Stopped	07/24/1986	09/30/2012	
2012 OCT	SNC	Garbage	Commercial	983221	MCDONALDS	180 EL CAMINO REAL	25.98	17.32	-8.66	-2	Active	Active	07/01/1986		
2012 OCT	SNC	Garbage	Commercial	984047	MAJOR AUTO BODY	1700 EL CAMINO REAL	A	8.66	0	-8.66	-2	Active	Stopped	03/13/2008	09/30/2012

RECOLOGY SAN MATEO COUNTY
NET CHANGE REPORT - DETAIL
OCTOBER 2012

2012	OCT	SNC	Garbage	Apartment	984682	LINKA CARTER	1338	HOLLY ST		1.39	2.08	0.69	0.16	Active	Active	05/01/1973
2012	OCT	SNC	Garbage	Commercial	985341	SAN CARLOS RADIATOR CO	777	INDUSTRIAL RD		4.16	2.77	-1.39	-0.32	Active	Active	12/01/1983
2012	OCT	SNC	Garbage	Commercial	986612	PAUL FAIRCHILD PHOTOGRAP	1667	INDUSTRIAL RD		1.39	0	-1.39	-0.32	Active	Stopped	05/16/2005 10/10/2012
2012	OCT	SNC	Garbage	Commercial	987453	GERALD KAFOURY	790	LAUREL ST		2.08	2.77	0.69	0.16	Active	Active	03/01/1986
2012	OCT	SNC	Garbage	Apartment	987701	SHUM JAMES	977	LAUREL ST	985	4.16	0	-4.16	-0.96	Active	Stopped	11/13/1997 10/15/2012
2012	OCT	SNC	Garbage	Commercial	988774	PENINSULA AUTO WORKS	217	OLD COUNTY RD	3	2.08	0	-2.08	-0.48	Active	Stopped	06/16/2009 10/02/2012
2012	OCT	SNC	Garbage	Commercial	989079	TOOLE'S GARAGE	501	OLD COUNTY RD	B	2.08	0	-2.08	-0.48	Active	Stopped	09/08/2009 10/29/2012
2012	OCT	SNC	Garbage	Commercial	989160	COUNTY BODY PAINT	681	OLD COUNTY RD		4.33	0	-4.33	-1	Active	Stopped	07/19/2004 09/30/2012
2012	OCT	SNC	Garbage	Commercial	991224	INTER MOUNTAIN ELECTRIC	947	WASHINGTON ST		8.66	12.99	4.33	1	Active	Active	02/05/2009
2012	OCT	SNC	Garbage	Commercial	1020163	THE SANDWICH SPOT	1312	LAUREL ST	A	8.66	0	-8.66	-2	Active	Stopped	08/05/2010 09/30/2012
2012	OCT	SNC	Garbage	Commercial	1175157	3MN ENTERTAINMENT	299	OLD COUNTY RD	22	0.43	1.39	0.96	0.22	Active	Active	06/21/2011
2012	OCT	SNC	Garbage	Commercial	1181627	M WONG TECHNIKS	219	OLD COUNTY RD	D	2.08	0	-2.08	-0.48	Active	Stopped	07/05/2011 09/30/2012
2012	OCT	SNC	Garbage	Commercial	1215060	ANABOLIC DEPOT	170	GLENN WAY	#13	0.69	0	-0.69	-0.16	Active	Stopped	10/25/2011 10/03/2012
2012	OCT	SNC	Garbage	Commercial	1218817	RAMOS WOODWORKS INC	675	TAYLOR WAY		8.66	0	-8.66	-2	Active	Stopped	11/08/2011 09/30/2012
2012	OCT	SNC	Garbage	Commercial	1226927	DINO'S AUTO BODY	1527	OLD COUNTY RD		4.33	0	-4.33	-1	Active	Stopped	12/05/2011 09/30/2012
2012	OCT	SNC	Garbage	Commercial	1228527	STEWART, SUE	295	OLD COUNTY RD	11	0.69	0	-0.69	-0.16	Active	Stopped	12/06/2011 10/16/2012
2012	OCT	SNC	Garbage	Commercial	1251339	JEFF SMITH	1119	INDUSTRIAL RD	G	2.08	4.33	2.25	0.52	Active	Active	03/08/2012
2012	OCT	SNC	Garbage	Commercial	1260520	ROCK,PAPER,SCISSORS	1199	LAUREL ST		0.69	0	-0.69	-0.16	Active	Stopped	04/12/2012 10/18/2012
2012	OCT	SNC	Garbage	Commercial	1262112	MORTYS RESTAURANT	1037	LAUREL ST		4.33	8.66	4.33	1	Active	Active	04/19/2012
2012	OCT	SNC	Garbage	Commercial	1263433	APPLEWOOD PIZZA	560	EL CAMINO REAL		12.99	8.66	-4.33	-1	Active	Active	04/23/2012
2012	OCT	SNC	Garbage	Commercial	1269596	PLANT PARENTHOOD	80	GLENN WAY	6	0.69	0	-0.69	-0.16	Active	Stopped	05/08/2012 10/03/2012
2012	OCT	SNC	Garbage	Commercial	1278506	HABITAT FOR HUMANITY	1411	INDUSTRIAL RD		8.66	12.99	4.33	1	Active	Active	06/19/2012
2012	OCT	SNC	Garbage	Commercial	1283886	CRANE & KENOPY	285	OLD COUNTY RD	5	0.43	0	-0.43	-0.1	Active	Stopped	06/26/2012 10/09/2012
2012	OCT	SNC	Garbage	Commercial	1284850	ESTATE SALE WAREHOUSE	887	INDUSTRIAL RD	K	2.08	0	-2.08	-0.48	Active	Stopped	07/02/2012 10/02/2012
2012	OCT	SNC	Garbage	Commercial	1303379	ROCKIN JUMP	401	QUARRY RD		4.33	12.99	8.66	2	Active	Active	08/20/2012
2012	OCT	SNC	Garbage	Commercial	1310168	A3 TILE	887	INDUSTRIAL RD	L	0	4.33	4.33	1	New	New	10/02/2012
2012	OCT	SNC	Garbage	Commercial	1315399	SOUND SERVICE	170	GLENN WAY	5	0	0.43	0.43	0.1	New	New	10/02/2012
2012	OCT	SNC	Garbage	Commercial	1316579	MAXIMILIANO & JULIANA	1431	OLD COUNTY RD		0	0.69	0.69	0.16	New	New	10/02/2012
2012	OCT	SNC	Garbage	Commercial	1316678	PETER KOINE	71	GLENN WAY	5	0	0.69	0.69	0.16	New	New	10/09/2012
2012	OCT	SNC	Garbage	Commercial	1318112	SKINDUSTRY STUDIO	1293	LAUREL ST		0	0.69	0.69	0.16	New	New	10/04/2012
2012	OCT	SNC	Garbage	Commercial	1318435	PENINSULA AUTO WORKS	217	OLD COUNTY RD	3	0	2.08	2.08	0.48	New	New	10/09/2012
2012	OCT	SNC	Garbage	Commercial	1320225	PARC INTERIORS	71	GLENN WAY	6	0	1.39	1.39	0.32	New	New	10/09/2012
2012	OCT	SNC	Garbage	Commercial	1320944	CRANE & KENOPY	887	INDUSTRIAL RD	B	0	0.69	0.69	0.16	New	New	10/10/2012
2012	OCT	SNC	Garbage	Commercial	1323344	MANUFACTURE OUTLET	935	AMERICAN ST		0	4.33	4.33	1	Active	Active	10/01/2012
2012	OCT	SNC	Garbage	Commercial	1323351	MAJOR AUTO BODY	1700	EL CAMINO REAL	A	0	8.66	8.66	2	Active	Active	10/01/2012
2012	OCT	SNC	Garbage	Commercial	1323369	COUNTY BODY PAINT	681	OLD COUNTY RD		0	4.33	4.33	1	Active	Active	10/01/2012
2012	OCT	SNC	Garbage	Commercial	1323484	M WONG TECHNIKN	219	OLD COUNTY RD	D	0	2.08	2.08	0.48	Active	Active	10/01/2012
2012	OCT	SNC	Garbage	Commercial	1323518	RAMOS WOODWORKS INC	675	TAYLOR WAY		0	8.66	8.66	2	Active	Active	10/01/2012
2012	OCT	SNC	Garbage	Commercial	1323534	DINO'S AUTO BODY	1527	OLD COUNTY RD		0	4.33	4.33	1	Active	Active	10/01/2012
2012	OCT	SNC	Garbage	Commercial	1323567	THE SANDWICH SPOT	1312	LAUREL ST	A	0	8.66	8.66	2	Active	Active	10/01/2012
2012	OCT	SNC	Garbage	Commercial	1323724	MAYCROFT INVESTIGATION AC	801	AMERICAN ST		0	0.69	0.69	0.16	New	New	10/17/2012
2012	OCT	SNC	Garbage	Apartment	1325380	MARVIN	977	LAUREL ST	985	0	4.16	4.16	0.96	New	New	10/16/2012
2012	OCT	SNC	Garbage	Commercial	1325976	KUHNER SHAKER	120	GLENN WAY	1	0	0.69	0.69	0.16	New	New	10/23/2012
2012	OCT	SNC	Garbage	Commercial	1326180	ESSENCE CABINETS & TILE	615	OLD COUNTY RD		0	0.69	0.69	0.16	New	New	10/23/2012
2012	OCT	SNC	Garbage	Commercial	1327352	DOUGLAS CARAWAY	985	E SAN CARLOS AVE		0	8.66	8.66	2	New	New	10/26/2012
2012	OCT	SNC	Garbage	Commercial	1327469	PICKERS PARADISE	846	BRANSTEN RD		0	8.66	8.66	2	New	New	10/26/2012
Garbage Total										198.49	194.06	-4.43				
2012	OCT	SNC	Organics	Apartment	926642	OLIVE EBERT	523	CHESTNUT ST		2.08	0	-2.08	-0.48	Active	Stopped	08/01/1983 10/30/2012
2012	OCT	SNC	Organics	Commercial	983221	MCDONALDS	180	EL CAMINO REAL		0	8.66	8.66	2	Active	Active	07/01/1986
2012	OCT	SNC	Organics	Commercial	1020163	THE SANDWICH SPOT	1312	LAUREL ST	A	1.39	0	-1.39	-0.32	Active	Stopped	08/05/2010 09/30/2012
2012	OCT	SNC	Organics	Commercial	1262112	MORTYS RESTAURANT	1037	LAUREL ST		8.66	4.33	-4.33	-1	Active	Active	04/19/2012
2012	OCT	SNC	Organics	Commercial	1323567	THE SANDWICH SPOT	1312	LAUREL ST	A	0	1.39	1.39	0.32	Active	Active	10/01/2012
Organics Total										12.13	14.38	2.25				
2012	OCT	SNC	Recycling	Apartment	926642	OLIVE EBERT	523	CHESTNUT ST		8.31	0	-8.31	-1.92	Active	Stopped	08/01/1983 10/30/2012

RECOLOGY SAN MATEO COUNTY
NET CHANGE REPORT - DETAIL
OCTOBER 2012

2012	OCT	SNC	Recycling	Commercial	981696 HEICK SUPPLY CO	930 BING ST		12.99	38.97	25.98	6	Active	Active	10/25/1995
2012	OCT	SNC	Recycling	Commercial	982447 HANSON & KASTLES	1045 CENTER ST		3.46	0	-3.46	-0.8	Active	Active	12/29/2000
2012	OCT	SNC	Recycling	Commercial	984047 MAJOR AUTO BODY	1700 EL CAMINO REAL	A	8.66	0	-8.66	-2	Active	Stopped	03/13/2008 09/30/2012
2012	OCT	SNC	Recycling	Commercial	985945 CB SHOWERS INC	1160 INDUSTRIAL RD	10	8.66	17.32	8.66	2	Active	Active	07/01/1991
2012	OCT	SNC	Recycling	Commercial	986133 KNIGHT PAPER	1200 INDUSTRIAL RD	15	17.32	8.66	-8.66	-2	Active	Active	08/09/2005
2012	OCT	SNC	Recycling	Commercial	986612 PAUL FAIRCHILD PHOTOGRAP	1667 INDUSTRIAL RD		4.16	0	-4.16	-0.96	Active	Stopped	05/16/2005 10/10/2012
2012	OCT	SNC	Recycling	Commercial	986851 JASON CHIARGELS	605 LAUREL ST		4.16	8.31	4.15	0.96	Active	Active	03/01/1999
2012	OCT	SNC	Recycling	Apartment	987701 SHUM JAMES	977 LAUREL ST	985	2.08	0	-2.08	-0.48	Active	Stopped	11/13/1997 10/15/2012
2012	OCT	SNC	Recycling	Commercial	988774 PENINSULA AUTO WORKS	217 OLD COUNTY RD	3	4.16	0	-4.16	-0.96	Active	Stopped	06/16/2009 10/02/2012
2012	OCT	SNC	Recycling	Commercial	989079 TOOLE'S GARAGE	501 OLD COUNTY RD	B	4.16	0	-4.16	-0.96	Active	Stopped	09/08/2009 10/29/2012
2012	OCT	SNC	Recycling	Commercial	989160 COUNTY BODY PAINT	681 OLD COUNTY RD		2.08	0	-2.08	-0.48	Active	Stopped	07/19/2004 09/30/2012
2012	OCT	SNC	Recycling	Commercial	1020163 THE SANDWICH SPOT	1312 LAUREL ST	A	17.32	0	-17.32	-4	Active	Stopped	08/05/2010 09/30/2012
2012	OCT	SNC	Recycling	Commercial	1181627 M WONG TECHNIKS	219 OLD COUNTY RD	D	2.08	0	-2.08	-0.48	Active	Stopped	07/05/2011 09/30/2012
2012	OCT	SNC	Recycling	Commercial	1215060 ANABOLIC DEPOT	170 GLENN WAY	#13	2.08	0	-2.08	-0.48	Active	Stopped	10/25/2011 10/03/2012
2012	OCT	SNC	Recycling	Commercial	1218817 RAMOS WOODWORKS INC	675 TAYLOR WAY		2.08	0	-2.08	-0.48	Active	Stopped	11/08/2011 09/30/2012
2012	OCT	SNC	Recycling	Commercial	1226927 DINO'S AUTO BODY	1527 OLD COUNTY RD		2.08	0	-2.08	-0.48	Active	Stopped	12/05/2011 09/30/2012
2012	OCT	SNC	Recycling	Commercial	1228527 STEWART, SUE	295 OLD COUNTY RD	11	2.08	0	-2.08	-0.48	Active	Stopped	12/06/2011 10/16/2012
2012	OCT	SNC	Recycling	Commercial	1260520 ROCK,PAPER,SCISSORS	1199 LAUREL ST		1.39	0	-1.39	-0.32	Active	Stopped	04/12/2012 10/18/2012
2012	OCT	SNC	Recycling	Commercial	1269596 PLANT PARENTHOOD	80 GLENN WAY	6	4.16	0	-4.16	-0.96	Active	Stopped	05/08/2012 10/03/2012
2012	OCT	SNC	Recycling	Commercial	1278506 HABITAT FOR HUMANITY	1411 INDUSTRIAL RD		8.66	12.99	4.33	1	Active	Active	06/19/2012
2012	OCT	SNC	Recycling	Commercial	1283886 CRANE & KENOPI	285 OLD COUNTY RD	5	1.39	0	-1.39	-0.32	Active	Stopped	06/26/2012 10/09/2012
2012	OCT	SNC	Recycling	Commercial	1284850 ESTATE SALE WAREHOUSE	887 INDUSTRIAL RD	K	2.08	0	-2.08	-0.48	Active	Stopped	07/02/2012 10/02/2012
2012	OCT	SNC	Recycling	Commercial	1303379 ROCKIN JUMP	401 QUARRY RD		25.98	17.32	-8.66	-2	Active	Active	08/20/2012
2012	OCT	SNC	Recycling	Commercial	1315399 SOUND SERVICE	170 GLENN WAY	5	0	2.08	2.08	0.48		New	10/02/2012
2012	OCT	SNC	Recycling	Commercial	1316579 MAXIMILIANO & JULIANA	1431 OLD COUNTY RD		0	1.39	1.39	0.32		New	10/02/2012
2012	OCT	SNC	Recycling	Commercial	1318112 SKINDUSTRY STUDIO	1293 LAUREL ST		0	0.69	0.69	0.16		New	10/04/2012
2012	OCT	SNC	Recycling	Commercial	1318435 PENINSULA AUTO WORKS	217 OLD COUNTY RD	3	0	2.08	2.08	0.48		New	10/09/2012
2012	OCT	SNC	Recycling	Commercial	1320225 PARC INTERIORS	71 GLENN WAY	6	0	2.08	2.08	0.48		New	10/09/2012
2012	OCT	SNC	Recycling	Commercial	1320944 CRANE & KENOPI	887 INDUSTRIAL RD	B	0	8.66	8.66	2		New	10/10/2012
2012	OCT	SNC	Recycling	Commercial	1323351 MAJOR AUTO BODY	1700 EL CAMINO REAL	A	0	8.66	8.66	2		Active	10/01/2012
2012	OCT	SNC	Recycling	Commercial	1323369 COUNTY BODY PAINT	681 OLD COUNTY RD		0	2.08	2.08	0.48		Active	10/01/2012
2012	OCT	SNC	Recycling	Commercial	1323484 M WONG TECHNIKN	219 OLD COUNTY RD	D	0	2.08	2.08	0.48		Active	10/01/2012
2012	OCT	SNC	Recycling	Commercial	1323518 RAMOS WOODWORKS INC	675 TAYLOR WAY		0	2.08	2.08	0.48		Active	10/01/2012
2012	OCT	SNC	Recycling	Commercial	1323534 DINO'S AUTO BODY	1527 OLD COUNTY RD		0	2.08	2.08	0.48		Active	10/01/2012
2012	OCT	SNC	Recycling	Commercial	1323567 THE SANDWICH SPOT	1312 LAUREL ST	A	0	17.32	17.32	4		Active	10/01/2012
2012	OCT	SNC	Recycling	Commercial	1323724 MAYCROFT INVESTIGATION AC	801 AMERICAN ST		0	1.39	1.39	0.32		New	10/17/2012
2012	OCT	SNC	Recycling	Apartment	1325380 MARVIN	977 LAUREL ST	985	0	2.08	2.08	0.48		New	10/16/2012
2012	OCT	SNC	Recycling	Commercial	1325976 KUHNER SHAKER	120 GLENN WAY	1	0	2.08	2.08	0.48		New	10/23/2012
2012	OCT	SNC	Recycling	Commercial	1327469 PICKERS PARADISE	846 BRANSTEN RD		0	8.66	8.66	2		New	10/26/2012
2012	OCT	SNC	Recycling	Commercial	1327774 TOOLE'S GARAGE	1065 WASHINGTON ST		0	4.16	4.16	0.96		New	10/29/2012
Recycling Total								151.58	173.22	21.64				
2012	OCT	WBS	Organics	Commercial	991372 LULUS ON THE ALAMEDA	3539 ALAMEDA DE LAS PULGAS		0	8.66	8.66	2	Active	Active	03/25/2005
Organics Total								0	8.66	8.66				
2012	OCT	WBS	Recycling	Commercial	991521 LADERA RECREATION DISTRIC	150 ANDETA WAY		20.78	2.08	-18.7	-4.32	Active	Active	07/01/2002
Recycling Total								20.78	2.08	-18.7				
Grand Total								8200.46	9203.1	1002.64				



STAFF UPDATE

To: SBWMA Board Members
From: Recycling Staff
Date: November 15, 2012 Board of Director's Meeting
Subject: Recycling and Outreach Programs Update

Recommendation

This is an informational report and no action is necessary.

WM Curbside Door-to-Door HHW Collection Program

The following nine Member Agencies are participating in the program: Belmont, East Palo Alto, Foster City, Hillsborough, Menlo Park, San Carlos, San Mateo, San Mateo County, and West Bay Sanitary District. Burlingame will be the tenth Member Agency to roll out the program to its residents; program rollout is expected on February 1, 2013. Interest in the program has been strong and the company has made approximately 9,989 collections since the program started in mid-May 2010 through October 2012. Approximately 346,577 pounds of HHW material, 314,801 pounds of Universal Waste and 161,082 pounds of E-Scrap has been collected since the start of the program. We encourage the remaining two Member Agencies to offer the program as it provides a more convenient and cost-effective option to properly recycle and dispose of a wide variety of materials (such as common HHW) than is currently available through the County's drop-off program at Tower Road. Per the adopted FY13 budget, additional outreach will be provided to highlight this service.

Household Battery and Cell Phone Curbside Recycling Collection Program

The monthly average of batteries and cell phones collected through the curbside recycling program during 2011 was 3,945 pounds or an annual total of 47,000 pounds. A total of 53,000 pounds was collected during 2010, which is slightly less than the 57,000 pounds collected in 2009. While early participation in the CartSmart program resulted in year over year monthly increases of household battery and cell phone collection, it appears these increases have now leveled. It is anticipated that this trend will continue as a similar year over year reduction will likely be experienced. The total amount of batteries and cell phones collected in September 2012 was 4,040 pounds. Per the adopted FY13 budget, additional outreach will be provided to highlight this service. *(The October 2012 information has not yet been reported.)*

Shoreway Education Center School Groups and Public Tours Update

School Group and Public tours continue to be popular. Teachers, who brought their classes in spring, are returning to the facility for a tour with their new students, attesting to the consistently positive feedback that the Tour program is relevant, educational and a great learning opportunity. Below are few of the many recent comments that tour participants shared at the end of their tour experience:

"Engaging, informative activities, very important for students to understand the 4Rs, so they will actively conserve our resources" (Teacher)

"Excellent, very informative and educational" (Teacher)
"I don't think students will ever forget what they saw and heard today" (Parent)
"I think every school should bring the kids – very good use of class time" (Parent)
"It is a useful learning experience, and of great value" (Parent)

In addition to the school groups, staff continues to schedule tours for various community groups such as businesses, Cub Scouts, Garden Clubs, College students, just to mention a few. Tours will continue to be scheduled on a first-come first-served policy.

Staff promotes the Tour Program via various channels, (emails, press release, flyers, website, social media, environmental education platforms, etc.). With the new on-line registration, staff has noticed an increase in participation and significant reduction in phone use by staff. We encourage Member Agency staff to promote the tour program within their community as we still have some low participation in some jurisdictions.

The tour gives the community an opportunity to learn first-hand what happens to their recyclables, plant materials, food scraps and garbage at a working materials recovery facility (MRF) and transfer station. In addition, students and the community are given an opportunity to learn and practice the 4Rs (reduce, reuse, recycle, and rot/composting), resource conservation and be empowered to conserve resources in their lives, at school and residences.

The table below shows the tours that have been conducted and those scheduled for November 2012.

<u>Date</u>	<u>School/Group</u>	<u>Jurisdiction</u>	<u>Grade/Group</u>	<u>Total # of Participants</u>
November 1	KZV Armenian School	San Francisco	4 th	16
November 2	Fair Oaks	Redwood City	4 th	33
November 5	Skyline College	San Bruno	Adults	15
November 6	Audubon Elementary	Foster City	5 th	35
November 6	Community Housing Partnership	San Francisco	Adults	3
November 7	Wornick Jewish School	Foster City	5 th	34
November 8	Audubon Elementary	Foster City	5 th	35
November 9	Redwood High School	Redwood City	10 th	35
November 13	Audubon Elementary	Foster City	5 th	35
November 13	Cub Scouts	Menlo Park	4 th	15
November 14	PaloMar Park Garden Club	San Carlos	Adults	15
November 14	Girl Scouts, Central Middle School	San Carlos	5 th	16
November 15	Public Open House Day	Various	Adults	55
November 16	Achieve Kids	Palo Alto	3 rd & up	17
November 19	Sunnybrae Elementary	San Mateo	4 th	34
November 20	Sunnybrae Elementary	San Mateo	4 th	34
November 20	Mental health Association	San Mateo	Adults	20
November 27	Menlo Atherton High School	Atherton	11 th	30
November 28	Menlo Atherton High School	Atherton	11 th	30

November 28	Palo Alto Cub Scouts	Palo Alto	3rd-5th	15
November 29	Foster City Elementary	Foster City	5th	44
November 30	Fair Oaks	Redwood City	4th	33
Total Participants				599**

*Thursday, November 15th, is the Monthly Public Open House Day. The number of participants is based on only those that have made a reservation for the tour on the Public Open House Day. While reservations are recommended, they are not required.

**Includes estimated numbers for those scheduled tours that have not been conducted by the date this report is issued.

Photos of tour participants at Shoreway Environmental Center.



Tour availability

Tours are offered Monday at 12:30pm-2:30pm, Tuesday-Wednesday from 9:30am – 11:30am, 12:30pm - 2:30pm, Thursday and Friday 9:30am – 11:30am. Every third Thursday of the month is a designated Public Open House Day for the general public, and tours are given in the time slots from 9:30am – 10:30am and 11:00am – 12:00pm.

RethinkWaste Website and Social Media

The RethinkWaste website continues to be updated with information on the CartSMART residential collection and BizSMART commercial collection services, other program information and the Shoreway Environmental Center. The current site averaged approximately 567 visits per week since the last Board meeting, of which over 69% were new visits.

RethinkWaste Staff has begun working on the website revamp to make it more user-friendly and interactive based on feedback from customers, Board Member and the Public Education Subcommittee. Staff is working with the firm Gauger and Associates selected through a Request for Proposals process in the spring and summer. A site map for the new website and initial design concepts are under development. Staff will continue to work with the Public Education Subcommittee on the redesign and seek some additional feedback from the Board. Staff anticipates the new website going live in early 2013.

RethinkWaste also continues to use its Facebook and Twitter pages to promote program information and new services. To date, the Facebook page has 258 “likes,” and the Twitter page has 110 followers. Staff will continue to work on strategies to drive more people to the pages. Our Facebook page can be found at www.facebook.com/rethinkwaste, and the Twitter page is located at www.twitter.com/rethinkwaste.

rethinker Newsletter

The winter issue of the *rethinker* is currently under development and focuses on holiday schedule changes and other holiday-related information. It will be mailed to residents in November. Per the Board action on September

12th to adopt the FY13 budget, the *rethinker* will be published three times annually, instead of quarterly. Also, per the budget, the third issue will be included as an insert in Recology's February through April 2013 invoices.

Community Outreach Events

The Community Outreach Events (Compost Giveaway, E-Scrap/Shredding events, Recology's Bring Your Own Bucket giveaway of compost and the Confidential Document Destruction Service Event) for this calendar year have ended. Staff is working with Recology to try and better coordinate such events for next year to avoid any duplicative efforts.

Approved Operating Agreement Amendments or Recommended Recology Franchise Agreement Administrative Changes

Staff is requesting that Member Agencies keep us apprised if any administrative changes have been made.

<u>Agreement</u>	<u>Board Approval</u>	<u>Staff Recommendation</u>	<u>Description</u>
Operations Agreement	October 28, 2010	N/A	Amendment No. 1. Is now effective as eight Member Agencies have approved the Amendments. Approved by: Belmont, Foster City, Menlo Park, Redwood City, San Carlos, City of San Mateo, San Mateo County, and West Bay Sanitary District.
Franchise Agreement(s)	N/A	Via email on October 20, 2010	Requested Member Agencies send letter accepting interest waiver offer from Recology on potential 2011 revenue requirement shortfall if rates approved after January 1 but before March 1, 2011. Approved by: Atherton, Foster City, Redwood City, City of San Mateo, San Mateo County, and West Bay Sanitary District.
Franchise Agreement(s)	N/A	Via email on December 9, 2010	Overage "bags" change to "tags"; SBWMA relief from purchasing battery/cell-phone bags; On-call bulky item collection temporary schedule for January 2011. Approved by: Foster City.
Franchise Agreement(s)	N/A	Via email on December 13, 2010	Member Agency self haul remittance of payments to SBWMA by Recology. Approved by: Burlingame, Foster City, and Redwood City.
Franchise Agreement(s)	N/A	Via email on June 3, 2011	Six Member Agencies (i.e., Belmont, Burlingame, Foster City, Menlo Park, Redwood City, San Carlos and City of San Mateo) are requested to allow Recology to continue using used collection vehicles through September 30, 2011. Approved by Foster City.
Franchise Agreements	N/A	Via email on December 2, 2011	All Member Agencies were requested by Recology to modify the Bulky Item Collection service schedule. While customers can sign up for this service anytime, this change provides the company relief from providing the service from January 1-22, 2012 in lieu of December 1, 2011-January 2, 2012. The company has assured staff that all customers on the wait list will receive the service within the contractually specified two weeks commencing on January 23, 2012. Approved by Foster City, Menlo Park, City of San Mateo, San Mateo County, and West Bay Sanitary District.



STAFF UPDATE

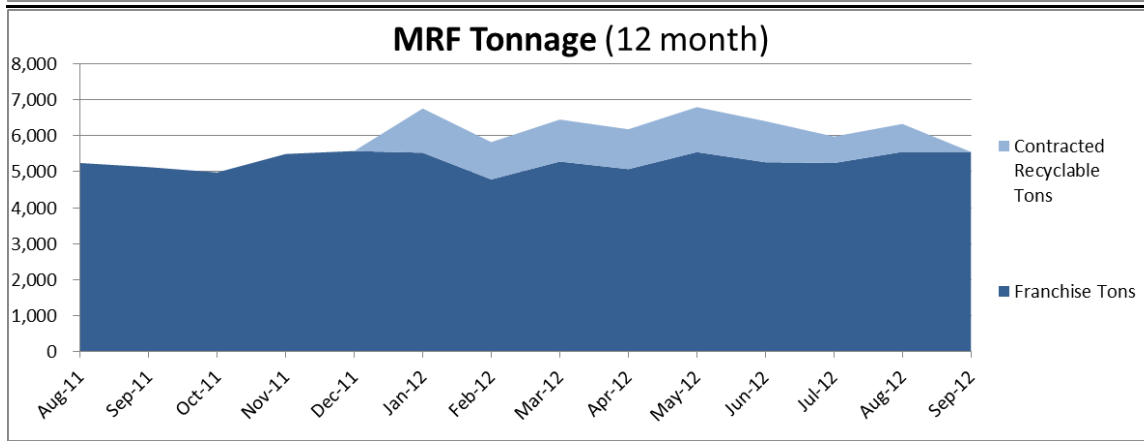
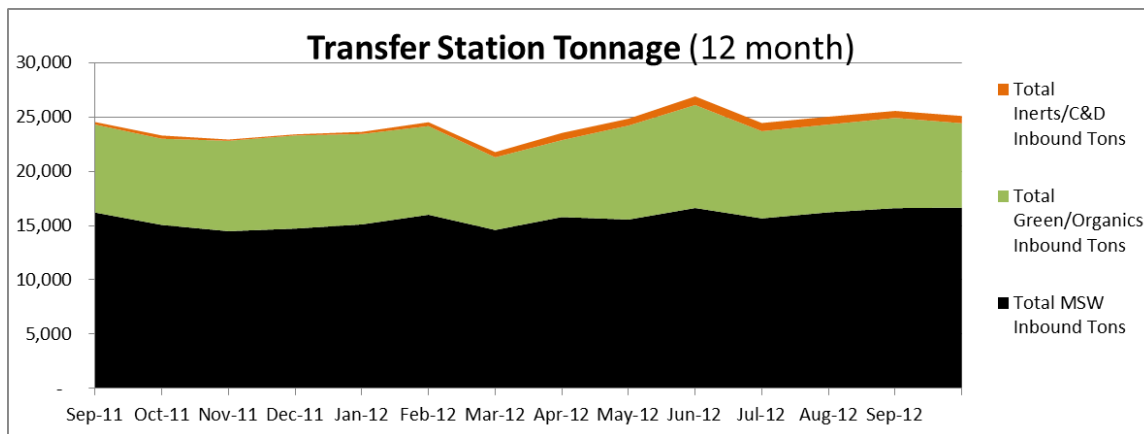
To: SBWMA Board Members
From: Hilary Gans, Facility Operations Contracts Manager
Date: November 15, 2012 Board of Director's Meeting
Subject: Shoreway Operations and Master Plan Update

I. OPERATIONS UPDATE

Facility Tonnage

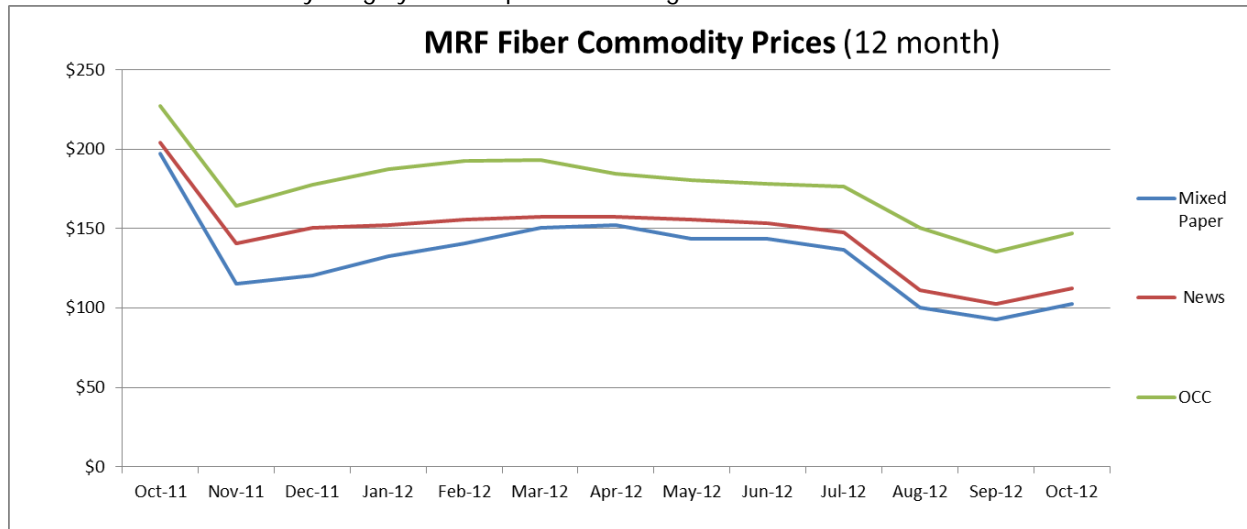
The charts below provide a summary of the inbound tonnage at the Shoreway Transfer Station and MRF on a monthly basis. Note that due to the early timing of the November Board meeting the tonnage chart could not be updated with October tonnage.

(For a period of eight-months (December to August 2012) the SEC MRF was processing contracted recyclable tons from Allied Waste's Newby Island facility. In the month of September, the chart shows this volume dropping to zero as this material was reabsorbed by the Newby Island MRF.)



Commodity Revenues

The chart below shows a recent MRF fiber commodity pricing drop through September and a commodity price recovery starting in October. Recent news from the industry is that fiber prices are continuing upwards in price in the month of November by roughly \$10.00 per ton for all grades.



This chart provides a price trend summary of fiber commodities marketed by SBR from the Shoreway MRF and is taken from a market index (OBM) that tracks the export price for recycled fiber. SBR's pricing to the SBWMA is contractually tied to this index through the Fiber Price Assurance Mechanism (see Section 11-B in Operations Agreement). Since fiber represents the largest volume of commodities marketed from the MRF, the price and MRF volume charts provides a strong indicator of trend in SBWMA commodity revenues.

Operational Issues of Note

None to report.

II. MASTER PLAN UPDATE

Construction Overview

This project update summarizes the status of the construction of the Shoreway Master Plan improvements which include the construction of new Materials Recovery Facility (MRF) building, modifications to the Transfer Station (TS), various site work, and the purchase and installation of the single stream processing equipment. At this point the major contracts associated with the Master Plan improvements (Phase I, Phase II, and Phase III contracts) have been closed. This report provides a discussion Construction Closeout Projects (both master plan and non-master plan related) and a summary of the Master Plan budget.

Issues of Note

Building department inspection was conducted on September 4, 2012. The building department has no remaining issues and now only the fire department and the installation of emergency keys located in exterior knock boxes is required before the construction permit is completed and closed by the City of San Carlos. The final building inspection is planned to occur in November.

Update on Master Plan Projects

The following construction activities are expected to occur during the next reporting period:

MRF and Transfer Station Buildings

- HVAC system enhancements in Administration building
- Rainwater harvest tank delivery and installation
- Plans developed for add-on to the MRF dust suppression system (ongoing)
- Fire suppression installed at MRF equipment fiber bunkers
- Reroute of fire line to avoid conflict with BHS equipment

Site, Other Buildings and Projects

- Repair to overhead sign damaged by SBR truck (*non-master plan*) (Ongoing)

Master Plan Project Expenditures Summary

In October there was a Master Plan balance of funds totaling \$1,283,900. With Board approval of the FY13 budget at the September 12th Board meeting, \$1,082,000 of these remaining funds were swept into the SBWMA general reserves . An amount of \$201,910 remains in the Master Plan budget to complete the projects associated with the Master Plan close out. All construction contracts related to the MRF and transfer station buildings have been closed-out (this includes contracts with JS Amoroso, JRMA, and Covello). Ongoing reports to the Board will include updates on close-out projects with and full Master Plan completion expected in early 2013.



STAFF UPDATE

To: SBWMA Board Members
From: Kevin McCarthy, Executive Director
Marshall Moran, Finance Manager
Date: November 15, 2012 Board of Directors Meeting
Subject: Update on 2012/2013 Franchise Rate Setting Process

Recommendation

This is an informational report and no action is necessary other than the various requested future responses below.

Analysis

This staff report has been provided monthly to the Board commencing with the November 17, 2011 Board meeting. The purpose of this staff update report is to keep the Board informed on the timing, schedule of events and issues affecting Member Agencies during the 2013 Compensation Application review (performed in 2012) and the Recommended Rate Adjustment process for the upcoming 2013 Rate Year (i.e., establishing rates for January 1-December 31, 2013). The goal is to provide and update pertinent information for Member Agencies to effectively plan for and manage communications regarding the next year's compensation application and rate setting process. **The text highlighted in yellow denotes information updated from the version of this staff update submitted to the Board for the October 25, 2012 Board meeting.**

Attached is the current 2012 (for calendar year 2013 rates) Rate Approval Schedule (**Attachment A**).

New Issues Affecting 2013 Compensation Adjustment include:

- Service Level Adjustments. Per the Member Agency Franchise Agreements with Recology, the company included in its 2013 Compensation Application the second and **final** service level cost adjustment to account for changes in accounts for residential service, lifts for commercial service, and pulls for roll-off service that have occurred since the first adjustment that was made in 2010 to the company's cost proposal submitted in 2008. It is important to note that the 2008 cost proposal which was used as the basis for establishing 2011 rates relied on customer service level data provided by Allied Waste/Republic Services.
- Recology Annual Revenue Reconciliation for 2011. Recology submitted a Revenue Reconciliation Application to the SBWMA on March 30, 2012 which compares the approved compensation owed to Recology for 2011 with the actual net compensation retained by Recology after paying for Pass-Through costs for disposal at Shoreway and Agency fees (e.g., Franchise Fees) paid to each Member Agency. Each Agency will have a surplus or shortfall which will be added to or subtracted from the 2013 Revenue Requirement; this surplus or shortfall cannot be carried forward to 2014 rates. A review of the 2011 Revenue Reconciliation report submitted by Recology was included in the Financial Audit conducted by

Hilton, Farnkopf and Hobson (HF&H) and the figures were found to be accurate. The Audit Report was approved by the Board at the June 28, 2012 Board meeting.

- Service to Agency Facilities for 2012. The allocation of the cost to provide service to each Member Agency's facilities will be adjusted retroactively for 2012 based on final statistics from Recology. The initial allocation for 2012 was based on projections in lieu of the actual operating statistics. In September 2011, SBWMA staff recommended and the Board approved using a temporary allocation until the company returned with actual statistics in 2012 as directed by the Board. Recology included a revised allocation for 2012 based on actual operating statistics compiled in January and February 2012. This revised allocation was included with the company's Revenue Reconciliation Report submitted on March 30, 2012. However, in order to ensure consistency with all allocation statistics for the 2013 Compensation Application, Recology based the Agency Facilities allocation, as well as the other related allocations, on data from a four week period in May 2012.
- Performance Incentive/Disincentive Payments. The Franchise Agreement(s) with Recology prescribe that payments related to performance incentives/disincentives will be calculated in the company's Annual Report submitted in mid-February and then included in their Compensation Application due on July 1 each year (with the exception of Contamination related disincentive payments which are calculated quarterly and paid directly to SBWMA). Therefore, both incentive payments due to Recology and disincentive payments (with the exception of Contamination related disincentives) due to Member Agencies shall be included in the Annual Compensation Application. The Board approved the final 2011 performance incentives/disincentives/liquidated damages at the June 28, 2012 Board meeting.

Schedule of Rate Review Activities

March 2012

- SBWMA sent a letter to the Board requesting feedback on how to improve the annual rate setting process. Staff received comments from Foster City and Hillsborough only.
- Recology submitted the first Revenue Reconciliation Application on March 30, 2012 (and annually thereafter).
- SBWMA awarded a contract to audit the financial data provided by SBR and Recology for 2011 to ensure this data is accurate. This contract was awarded to HFH on March 22nd and completed in June.

April 2012

- Staff presentation at April 26th Board Meeting to discuss rate setting process.

May 2012

- May 24 - Elected official briefing on rate setting process, rate issues and results of customer satisfaction survey.

June 2012

- SBWMA issued a letter to the Board requesting feedback from all agencies on issues affecting 2012 rate adjustments (e.g., changes to Agency fees).
- Review of the 2011 Revenue Reconciliation report submitted by Recology was included in the Financial Audit conducted by HF&H and the figures were found to be accurate. The Audit Report was approved by the Board at the June 28, 2012 Board meeting.

July 2012

- July 1 - Compensation Application submitted by Recology and SBR for 2013 compensation adjustment.
- July 1 - Response from Member Agencies to SBWMA on issues affecting 2013 rate adjustments (e.g., changes in agency fees, revenue and tonnage projections) received from all except Burlingame, EPA, Hillsborough and San Carlos. Second requests have been sent.
- July 6 – SBWMA issued initial questions to Recology on July 6th pertaining to the Recology 2013 Compensation Application and also provided these to all Member Agencies in an effort to commence the process to include Member Agency feedback. **The Member Agency feedback was requested by August 1.**
- July 19 – BOD Staff reports/issues discussed at July 26th Board meeting:
 - Estimated residential revenue changes due to cart migration by Member Agency with an update on cart migration since July 2011.
 - SBWMA issued a report on projected 2012 revenue (based on six months of actual) compared to the base revenue projection in the 2012 rate projections.
 - Agencies with a projected revenue shortfall are encouraged to review their residential rate structure for deficiencies (i.e., rates don't cover costs) – especially in the small cart (i.e., 20 and 32-gallon) rates.
- July 25 – Member Agency feedback on disposal tonnage projections was due on August 8.

August 2012

- August 1 - Member Agency feedback on Recology 2013 Compensation Application was due on August 1.
- August 8 - Feedback from agencies on what to include in 2013 collection rate adjustment for current and future cart migration (agencies may decline to include an estimate for future cart migration).

September 2012

- September 1 - Draft report issued by SBWMA on Recology's Compensation Application for 2013 compensation adjustment.
- September 1 - Draft report issued by SBWMA on SBR's Compensation Application for 2013 compensation adjustment.
- September 11 - Comments due back from Member Agencies on Draft Reports for Recology and SBR.
- September 20 - Final Report issued for Recology's Compensation Application for 2013 compensation adjustment (for consideration at September 27, 2012 Board meeting). Included in this Report is the recommended total collection rate adjustment for 2013.
- September 20 - Final Report issued for SBR's Compensation Application for 2013 compensation adjustment (for consideration at September 27, 2012 Board meeting).
- September 27 – Board approved the SBR 2013 Compensation Application.
- September 27 – Board approved the Recology 2013 Compensation Application and total recommended rate adjustments for 2013.

September 27 – December 31, 2012

- Member Agencies notice and approve final 2013 solid waste rates.

November 2012

- Report to Board on recommended January 1, 2013 Shoreway tip fee adjustment including Bond proforma update for 2013 SBWMA financial projection with assumed tip fee and reserve balances.

January 2013

- Board discussion on improvements and changes to the rate setting process for 2014.

Attachment:

Attachment A – Draft 2013 Rate Approval Schedule



DRAFT
2013 Rate Approval Schedule

Member Agency Rate Setting Process

The 2013 Recology Compensation Application was submitted on to the SBWMA and Member Agencies on July 1, 2012 per the deadline prescribed in the Member Agency Franchise Agreement(s). On September 1, 2012 (also per the Franchise Agreements), the SBWMA will issue its Report on Recology's Compensation Application. The Member Agencies then have 10 days to provide comments on the SBWMA's Report. The comments received will be incorporated in the 2013 SBWMA Consolidated Rate Report that will become binding upon the Board's approval at the September Board meeting. The overarching implications of this are that the rate increases put forth in the SBWMA Rate Report will be the minimum rate increases each Member Agency is obligated to adopt or face interest penalties for amounts owed to Recology.

September 27, 2012 BOD Meeting

- Recology and SBR Compensation Applications Approved
- Total Recommended Rate Adjustments Approved

Member Agency Residential Billing Schedule

**Group A: October-November-December
(Billed September 30, 2012; December 31, 2012)**

- Menlo Park
- Redwood City (Not applicable to Residential, Redwood City does its own billing.)
- San Mateo
- West Bay Sanitary District

**Group B: November-December-January
(Billed October 31, 2012; January 31, 2013)**

- Atherton
- Burlingame
- San Carlos

**Group C: December-January-February
(Billed November 30, 2012; February 28, 2013)**

- East Palo Alto (Not applicable to Residential.)

DRAFT



- Foster City
- Hillsborough
- County of San Mateo

Prop 218 Public Notice Implications

Prop 218 requires an agency to provide 45 days public notice directly to all account holders prior to authorizing a rate increase. If more than 50% of all account holders file a protest letter within the 45 day public comment period, the agency cannot adopt the proposed rate increase.

Bill Insert Considerations

Recology typically requires that a bill insert is prepared and ready for insertion with the bills a minimum of two weeks prior to the scheduled bill issuance date. However, the company may reduce this deadline to 5 business days for special circumstances, such as a Prop 218 Notice. The company has detailed guidelines regarding the specifications for bill inserts and will share these upon request. Agencies issuing a Prop 218 Notice via Recology’s bills will need to **pay directly for the costs** associated with production and printing but will save on mailing expenses since Recology can include the insert with its bills at no additional cost.

Direct Mail Considerations

Member Agencies sending the Prop 218 Notice via direct mail will need to **pay directly for the costs** associated with production, printing and mailing. Agencies sending a direct mail piece typically include these costs in their rates. Sending the Prop 218 Notice via direct mail provides the Agency with total control and flexibility regarding production and mailing of the notice.

Bill Insert vs. Direct Mail:

Group A

These agencies may be able to prepare and print a bill insert in time for inclusion with the September 30, 2012 mailing. Therefore these agencies will need to produce a direct mail piece in order to close the Prop 218 public hearing process and adopt rates prior to January 1, 2013.

Proposed Schedule:

September 27, 2012..... SBWMA BOD Approves Recology and SBR Compensation.
 October 1-15 Governing body or agency staff approves issuance of the Prop 218 notice.
 October 16-31 Prop 218 Notice printed and issued via direct mail

DRAFT



- November 1-15 Governing body closes the Prop 218 public notice period and adopts 2012 rates effective January 1, 2013.
- December 31..... First Recology bill issued with new 2013 rates.

Group B

These agencies will likely be able to prepare and print a bill insert in time for inclusion with the October 31, 2012 mailing. However, since the Prop 218 process will not close for 45 days after issuance of the Prop 218 rate increase notice, these agencies will have to bring the results of the Prop 218 notice before their governing body between December 16 and 31, 2012. Otherwise, these agencies will need to produce a direct mail piece in order to close the Prop 218 public hearing process prior to January 1, 2013.

Proposed Schedule:

- September 27, 2012..... SBWMA BOD Approves Recology and SBR Compensation
- October 1 – October 15..... Governing body or agency staff approves issuance of the Prop 218 notice.
- October 31 Prop 218 Notice included with Recology bills
- December 15-31 Governing body closes the Prop 218 public notice period and adopts 2013 rates.
- January 31, 2013 First Recology bill issued with new 2013 rates including a retroactive rate adjustment for January.

Group C

While these agencies will have ample time to prepare and print a bill insert in time for inclusion with the November 30, 2012 mailing, this is moot since the 45 day Prop 218 notification period will not close until after January 1, 2013 (i.e., on January 14, 2013). Therefore these agencies will be required to produce a direct mail piece in order to close the Prop 218 public hearing process prior to January 1, 2013.

Proposed Schedule:

- September 27, 2012..... SBWMA BOD Approves Recology and SBR Compensation
- October 1-15 Governing body or agency staff approves issuance of the Prop 218 notice.
- October 16-31 Prop 218 Notice printed and issued via direct mail
- December 1-15 Governing body closes the Prop 218 public notice period and adopts 2013 rates.
- February 28, 2013..... First Recology bill issued with new 2013 rates including a retroactive rate adjustment for January and February.

DRAFT



JANUARY 2013 BOARD AGENDA ITEMS (SUBJECT TO CHANGE)

January 24, 2013

- Election of New Officers for 2013
- Mid-Year Review of FY2013 Annual Operating Budget
- Resolution Accepting the Fiscal Year 2011-2012 Annual Financial Statements
- Results of 2012 4th Quarter Recology Franchise Agreement Contamination Measurements for Loads of Recyclable Materials, Organic Materials, and Plant Materials
- Discussion on 2013/2014 Rate Setting Process

February 28, 2013

- Consideration of Potential Amendments to the Uniform Franchise Agreement for Collection Services
- Resolution Approving Mid-Year Budget Adjustments for FY2013
- Consideration of Modifications to Unrestricted Cash Reserve Policy
- Approval of Quarterly Investment Report as of 12/31/12
- Update on Shoreway Remediation Project