



Public Spaces Pilot

Joanna Rosales and Shirley Ng

Public Spaces Pilot Development

Engage with MA TAC members to identify needs

Research containers/cost

Ride-along and waste audit training with Recology

Gather information from other cities & organizations

Conduct pre-pilot waste audits

Parks Receptacles



Atherton



Belmont



Burlingame



East Palo Alto



Foster City



Hillsborough



Menlo Park



Redwood City



San Carlos



San Mateo



County of San Mateo



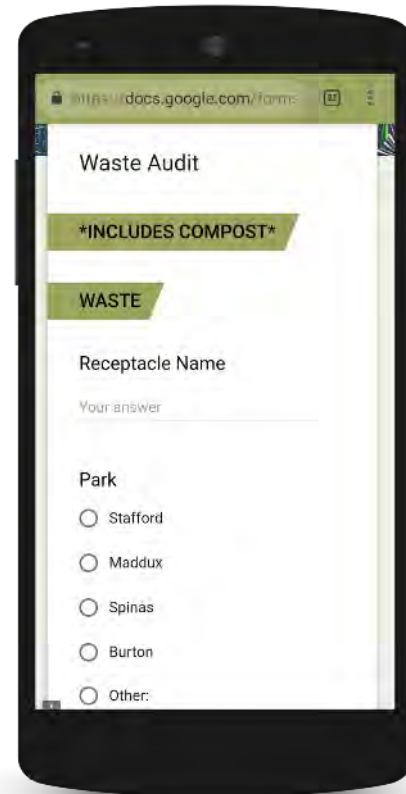
Securr Receptacle

- Fits a 64-gallon Recology cart
- Angled, covered top
- Sturdy, with locking capabilities
- Replaceable signage panels
- Visually appealing to City Staff
- Can be used for all 3 cart types



Waste Audit Procedure

- Record observations via Google Form
 - Percent fullness
 - Percent composition of garbage, recycling, and compost
 - Audit Codes
- Complete for all 3 receptacles



Redwood City – Maddux Park

Text Only Signage Results

Cart	% Correct
Landfill	72%
Recycling	56%
Compost	76%



Redwood City – Andrew Spinass Park



Simple Signage Results

Cart	% Correct
Landfill	47%
Recycling	59%
Compost	51%

Redwood City – Stafford Park

Images Only Signage Results

Cart	% Correct
Landfill	68%
Recycling	69%
Compost	67%



San Carlos – Burton Park



Comprehensive Signage Results

Cart	% Correct
Landfill	71%
Recycling	76%
Compost	66%

Downtown Signage

San Carlos



Redwood City



Costs

- SBWMA
 - Securr Receptacles – \$47,713
 - Signage - \$2,902
- City Staff
 - San Carlos
 - Terracare – \$1540 annually
 - Redwood City
 - Concrete installation: \$7,840
 - Staff setting cans for service: \$230/week
- Recology



Pilot Challenges

- Timeframe for cart service
- Keeping receptacles clean
- Service takes longer for City staff
- Education gap for compost



What Worked Well

- Engagement and education in community
- Diversion from landfill
- Member Agency collaboration
- Bulk purchasing
- Multi-lingual signage with color, and images of accepted and unaccepted items



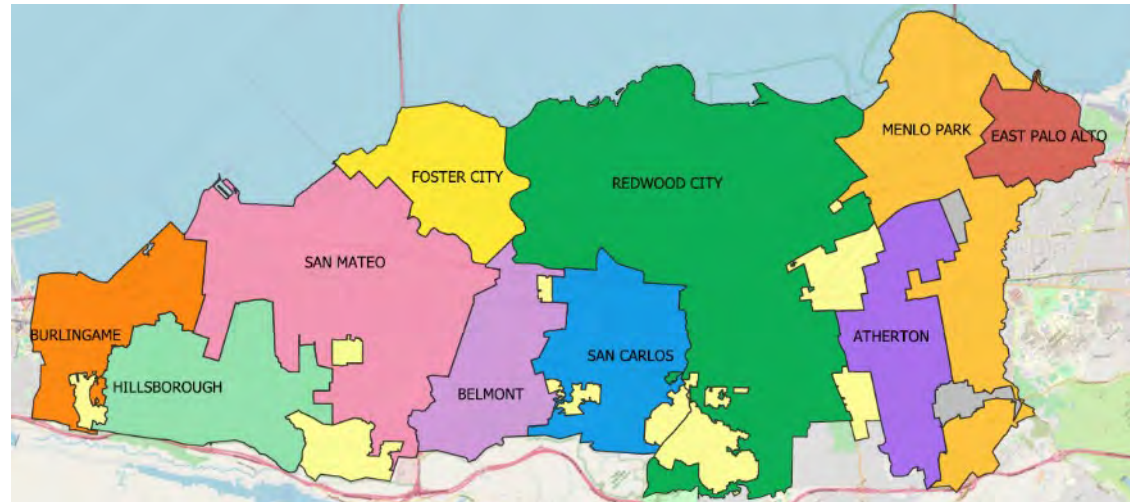
Results

Properly Sorted Material By Sign (percentage)

Signage	% Landfill	% Recycling	% Compost	% Average Accuracy
Text Only	72%	56%	76%	68%
Images Only	68%	69%	67%	68%
Simple	47%	59%	51%	52%
Comprehensive	71%	76%	66%	71%

Next Steps

- Continue collaboration with San Carlos & Redwood City to more public areas
- Implement Comprehensive signage
- Incorporate outreach and education to the public
- Expand participation to one or two interested Member Agencies per fiscal year



Thank You to All Our Partners



City Staff Testimonials