



STAFF UPDATES



STAFF UPDATE

To: SBWMA Board Members
From: Cliff Feldman, Recycling Programs Manager
Date: October 25, 2012 Board of Directors Meeting
Subject: Update on Recology Commercial Recycling Outreach Efforts

Recommendation

This is an informational report and no action is necessary.

Analysis

Recology San Mateo County (Recology) is not required to submit monthly statistics on its commercial recycling activities; however, the company is required to submit a quarterly status report on this program per section 9.06.N of the Franchise Agreement(s). Even though a monthly update is not contractually required, the company has agreed to provide the status of some key commercial recycling metrics each month. Below is information voluntarily submitted by Recology for this staff report to the Board of Directors.

September 2012 Recology Commercial Recycling Outreach Program Metrics

- 331 commercial recycling brochures and posters were distributed
- 438 internal recycling containers were distributed
- 266 Buddy Bags were delivered
- 12 MFD tool kits were delivered
- 2 commercial recycling “community events” were reported

Date	Franchise	Customer Name	Location	Name of Event	Time
09/16/2012	C03	CITY OF BURLINGAME - CITY HALL	DOWNTOWN OF BURLINGAME AVE	BURLINGAME GREEN FAIR	9 AM-2 PM
09/29/2012	C09	CITY OF SAN CARLOS - CITY HALL	VACANT LOT NEXT TO CALTRAIN STATION	SAN CARLOS SHREDDING EVENT	9 AM - 1 PM

Franchise codes: ATH = Atherton, BEL = Belmont, BUR = Burlingame, CSM = County of San Mateo, EPA = East Palo Alto, FOC = Foster City, HIL = Hillsborough, MAT = San Mateo, MPK = Menlo Park, NFO = North Fair Oaks, RWC = Redwood City, SNC = San Carlos, WBS = West Bay Sanitary District

Member Agency codes: C01 = Atherton, C02 = Belmont, C03 = Burlingame, C04 = East Palo Alto, C05 = Foster City, C06 = Hillsborough, C07 = Menlo Park, C08 = Redwood City, C09 = San Carlos, C10 = San Mateo, C11 = North Fair Oaks, C12 = West Bay Sanitary District, C15 = County of San Mateo

- September 2012 Recology Commercial Service Level Changes

Commencing with April 2012 staff report, a new section is being provided as per staff's request for Recology to report monthly on the net result of its commercial recycling sales efforts with regard to providing service. This table provides the changes in commercial service subscription levels (i.e., service volume) for the various materials picked up. For example:

- ❖ Belmont's commercial sector experienced:
 - ❖ a net increase in 53.0 cubic yards of commercial Recycling service
 - ❖ a net decrease of 11.42 cubic yards of commercial Garbage service
 - ❖ no reported change in commercial Compost service
 - ❖ Foster City's commercial sector experienced:
 - ❖ a net increase of 317.65 cubic yards of commercial Recycling service
 - ❖ a net decrease of 164.19 cubic yards of commercial Garbage service
 - ❖ a net increase of 2.07 cubic yards of commercial Compost service
- (The "net" change in service includes all increases or decreases by current customers and all increases of new customers.)

Sum of Monthly Net Change	Commodity			
Franchise Code	Recycling	Garbage	Organics	Grand Total
BEL	53	-11.42		41.58
BUR	-145.16	-99.4	-101.14	-345.7
C01	-12.99			-12.99
C02	-4.33			-4.33
C03	63.91	37.93	50.92	152.76
C06		2.08	2.07	4.15
C07	2.77	-8.32		-5.55
C08	32.91	-21.83	26.84	37.92
C09	46.76	4.15	41.21	92.12
C10	80.03	-60.62	33.25	52.66
C11		-0.69		-0.69
CSM	11.09	13.68	1.56	26.33
CTY	-17.32	-17.32	-69.28	-103.92
EPA		6.58		6.58
FOC	317.65	-164.19	2.07	155.53
MAT	-104.96	-161.34	-1.38	-267.68
MPK	96.99	-57	77.25	117.24
NFO	5.02	-0.86	1.39	5.55
RWC	84.89	-474.33	72.4	-317.04
SNC	-0.71	7.87	-1.38	5.78
WBS	2.77	2.08	-4.33	0.52
Grand Total	512.32	-1002.95	131.45	-359.18

Attachment A provides Recology's new monthly commercial service level changes report. This report provides the detail for each member Agency in the first tab titled "Monthly Volume Change June 2012." This information is summarized in the second tab titled "Summary."

- 9 different commercial accounts were included in the list of recycling “presentations and trainings” reported for September:

Date	Franchise	Customer Name	Location	Attendees (staff, custodians, students, etc.)	Time	Description
09/05/2012	NFO	IHSD	419 6TH AVE	STUDENT AND TEACHERS	9:30 AM	PRESENTATION
09/05/2012	NFO	IHSD	419 6TH AVE	STUDENTS AND TEACHERS	1:30 PM	PRESENTATION
09/13/2012	FOC	EQUITY OFFICE BPC (FOC)	950 TOWER LN	BUSINESSES OF METRO TOWER	2:30 PM	PRESENTATION
09/13/2012	MAT	DRAEGERS MARKET	222 E 4TH AVENUE	STAFF FROM ALL DEPTS	9:30 AM	TRAINING
09/18/2012	EPA	COUNTY OF SAN MATEO	2415 UNIVERSITY AVE	CITY COUNCIL AND RESIDENTS	7:30 PM	PRESENTATION
09/20/2012	C02	CITY OF BELMONT	20 TWIN PINES LN, BEL	BUILDING ATTENDANCE AND STAFF	5:30 PM	TRAINING
09/20/2012	C09	CITY OF SAN CARLOS - CITY HALL	CITY HALL	JANITORIAL,CITY BUILDING MAINTAINENCE	10:30	TRAINING
09/20/2012	EPA	FAMILY CONNECTIONS	1070 BEECH ST	PARENTS, TEACHER AND STUDENTS	10:00 AM	PRESENTATION
09/21/2012	C02	CITY OF BELMONT	20 TWIN PINES LN, BEL	BUILDING ATTENDANCE AND STAFF	5:30 PM	TRAINING
09/25/2012	SNC	RSNA YUM! TACO BELL 19498	259 EL CAMINO REAL	MANGER AND KITCHEN CREW	3:00	TRAINING
09/28/2012	CSM	SAN MATEO COUNTY OFFICE OF ED	35 TOWER RD	STUDENTS, TEACHERS AND JANITORS	1:00 PM	PRESENTATION
Franchise codes: ATH = Atherton, BEL = Belmont, BUR = Burlingame, CSM = County of San Mateo, EPA = East Palo Alto, FOC = Foster City, HIL = Hillsborough, MAT = San Mateo, MPK = Menlo Park, NFO = North Fair Oaks, RWC = Redwood City, SNC = San Carlos, WBS = West Bay Sanitary District						
Member Agency codes: C01 = Atherton, C02 = Belmont, C03 = Burlingame, C04 = East Palo Alto, C05 = Foster City, C06 = Hillsborough, C07 = Menlo Park, C08 = Redwood City, C09 = San Carlos, C10 = San Mateo, C11 = North Fair Oaks, C12 = West Bay Sanitary District, C15 = County of San Mateo						

Staff had numerous meetings with Recology during 2011 and 2012 on commercial recycling and requested additional analysis and data to facilitate decision-making on next steps regarding increasing tonnage from the commercial sector. In addition to analysis of the program’s performance, staff has requested Recology to provide information on profiling commercial customers, the net change on account retention and attraction efforts and information related to the internal metrics used to measure the relative success and cost effectiveness of its commercial recycling outreach (sales) efforts. The results of these inquiries were discussed in detail at the Special Board Workshop on Commercial Recycling on March 29, 2012. While Recology has greatly improved its reporting on commercial recycling activities, staff will continue to encourage the company to establish and begin using metrics to measure the success and cost effectiveness of the commercial recycling program.

Background

On April 22, 2010, the Board adopted Resolution No. 2010-14 approving the Commercial Recycling Agreement between Recology and Allied Waste/Republic Services. This agreement transferred Allied's commercial recycling outreach program to RSMC commencing on July 1, 2010. In addition, Recology moved its commercial recycling staff into the Shoreway Administration building on this date.

The Member Agencies Franchise Agreements with Recology required the company to commence the first new program, the Recycling Blitz Commercial Recycling Campaign, also on July 1, 2010. Recology's Recycling Blitz Plan and the SBWMA Commercial Recycling Communications and Outreach Plans were shared with the Board in May 2010. These plans outline the next steps regarding stepping up efforts to increase diversion from the commercial sector in the near term.

Commencing with Recology's first quarterly report due on April 30, 2011, the company is required to submit with each quarterly report a detailed update on its commercial recycling program outreach efforts. This requirement is prescribed in Franchise Agreement section 9.06.N, as follows:

- "N. Commercial Recycling Promotion Program Status Report.** Contractor must prepare and submit, both quarterly and annually, to Agency and SBWMA, a Commercial Recycling Program Status Report. The Commercial Recycling Program Status Report shall include, but not be limited to:
1. A summary of training and professional development activities for the Commercial Recycling Promotion and supervisory staff.
 2. A description of the strategy and overall approach to attract and retain a high quality and effective Commercial Recycling Promotion Program and supervisory staff.
 3. A description and status of meeting the goals and objectives for the Commercial Recycling Promotion team and how these goals and objectives are tied to the compensation incentive plan. (Contractor must explain how the stated goals and objectives will be accomplished if no compensation incentive plan is used.)
 4. A description of Contractor's sales strategy for maintaining and/or expanding the existing Commercial Recycling account base and diversion levels.
 5. A description of the services provided to the Commercial and Agency Facility sectors.
 6. A detailed accounting of diversion statistics for the Commercial and Agency Facility sectors."

Recology has now submitted all four quarterly reports for 2011, its 2011 annual report, and the first quarter report for 2012 and it is important to note that the commercial recycling section of all these reports has fallen short of establishing quantifiable goals with regards to increasing diversion, nor have these reports provided a detailed description of the strategic approach employed by the Recology sales team to increase diversion. The recent reports provide general goals that are supported by task based metrics for each Zero Waste Specialist. If quantifiable diversion goals and a specific sales based approach are shared with staff, this information will in turn be promptly shared with the Member Agencies.

Attachment:

Attachment A – Recology September 2012 Monthly Commercial Volume Change Report

RECOLOGY SAN MATEO COUNTY
NET CHANGE REPORT - DETAIL
SEPTEMBER 2012

Year	Current Month	Franchise Code	Commodity	Account Type	Cust Number	Name	House #	Street Name	Apt #	Prev Month Volume	Current Month Volume	Monthly Net Change	Weekly Volume Change	Customer Status Last Month	Customer Status Current Month	Customer Start Date	Customer End Date
2012	SEP	BEL	Garbage	Commercial	928689	SEVEN ELEVEN #23096	400	EL CAMINO REAL		8.66	12.99	4.33		1 Active	Active	02/23/1993	
2012	SEP	BEL	Garbage	Commercial	929356	LASKY MINI TRADE PRESS	240	HARBOR BLVD	A	8.66	0	-8.66	-2	Active	Stopped	09/04/2006	08/31/2012
2012	SEP	BEL	Garbage	Commercial	929893	REDWOOD DENTAL	570	MASONIC WAY		8.66	0	-8.66	-2	Active	Stopped	12/19/1994	09/10/2012
2012	SEP	BEL	Garbage	Commercial	930032	EUROPEAN & ASIAN SERVICE	150	OLD COUNTY RD		0.69	0	-0.69	-0.16	Active	Active	01/17/1989	
2012	SEP	BEL	Garbage	Commercial	931196	AHUNA MICHELLE	1201	SIXTH AVE		2.08	1.39	-0.69	-0.16	Active	Active	03/01/1986	
2012	SEP	BEL	Garbage	Commercial	1168335	CALVARY SAN MATEO	3254	LORI DR		0.69	0	-0.69	-0.16	Active	Active	05/31/2011	
2012	SEP	BEL	Garbage	Commercial	1207331	ALPINE MECHANICAL SERVIC	425	HARBOR BLVD	5	0.69	0	-0.69	-0.16	Active	Stopped	09/22/2011	08/31/2012
2012	SEP	BEL	Garbage	Commercial	1220391	BELMONT TILE	615	HARBOR BLVD		4.33	0	-4.33	-1	Active	Stopped	11/10/2011	08/31/2012
2012	SEP	BEL	Garbage	Apartment	1225317	COCCELLATO, CRAIG	240	HARBOR BLVD	D	4.33	0	-4.33	-1	Active	Stopped	12/01/2011	08/31/2012
2012	SEP	BEL	Garbage	Commercial	1310002	CRYSTAL SPRINGS CROSS C	0	HALLMARK RD		0	8.66	8.66	2	New	New	09/12/2012	
2012	SEP	BEL	Garbage	Commercial	1314855	BELMONT TILE	615	HARBOR BLVD		0	4.33	4.33	1	Active	Active	09/01/2012	
Garbage Total										38.79	27.37	-11.42					
2012	SEP	BEL	Recycling	Apartment	910646	FONTANA RENTALS	2321	CARLMONT DR		8.66	17.32	8.66	2	Active	Active	05/01/1986	
2012	SEP	BEL	Recycling	Apartment	910711	VINTAGE PROPERTY/ELIE ALI	1001	CONTINENTALS WAY		14.55	17.32	2.77	0.64	Active	Active	03/01/1986	
2012	SEP	BEL	Recycling	Apartment	910745	WINDSOR APTS	1039	CONTINENTALS WAY		0	41.57	41.57	9.6	Active	Active	03/01/1986	
2012	SEP	BEL	Recycling	Apartment	910760	ROBERT ROCHELLE	1056	CONTINENTALS WAY		16.63	18.71	2.08	0.48	Active	Active	02/01/1998	
2012	SEP	BEL	Recycling	Commercial	929042	MIKE TOSUN	1500	EL CAMINO REAL		8.31	18.71	10.4	2.4	Active	Active	07/24/2009	
2012	SEP	BEL	Recycling	Commercial	929356	LASKY MINI TRADE PRESS	240	HARBOR BLVD	A	8.66	0	-8.66	-2	Active	Stopped	09/04/2006	08/31/2012
2012	SEP	BEL	Recycling	Apartment	929489	CARLMONT HEIGHTS LLC	2203	HASTINGS DR	220	25.98	34.29	8.31	1.92	Active	Active	09/18/1998	
2012	SEP	BEL	Recycling	Commercial	929893	REDWOOD DENTAL	570	MASONIC WAY		1.39	0	-1.39	-0.32	Active	Stopped	12/19/1994	09/10/2012
2012	SEP	BEL	Recycling	Commercial	1207331	ALPINE MECHANICAL SERVIC	425	HARBOR BLVD	5	8.66	0	-8.66	-2	Active	Stopped	09/22/2011	08/31/2012
2012	SEP	BEL	Recycling	Apartment	1225317	COCCELLATO, CRAIG	240	HARBOR BLVD	D	2.08	0	-2.08	-0.48	Active	Stopped	12/01/2011	08/31/2012
2012	SEP	BEL	Recycling	Commercial	1255983	MAJESTIC PRODUCTION	407	OLD COUNTY RD		4.33	8.66	4.33	1	Active	Active	03/27/2012	
2012	SEP	BEL	Recycling	Commercial	1298223	MOTEL 6 #1251	1101	SHOREWAY RD		17.32	12.99	-4.33	-1	New	Active	08/08/2012	
Recycling Total										116.57	169.57	53					
2012	SEP	BUR	Garbage	Apartment	911859	HENRY SORENSEN	215	ANITA RD		3.46	0	-3.46	-0.8	Active	Stopped	04/01/1986	09/27/2012
2012	SEP	BUR	Garbage	Apartment	913590	FLORA APT II	1452	FLORIBUNDA AVE		8.31	5.54	-2.77	-0.64	Active	Active	03/01/1985	
2012	SEP	BUR	Garbage	Apartment	913699	SECRET ALLEN	16	HIGHLAND AVE		7.62	0	-7.62	-1.76	Active	Active	08/01/1996	
2012	SEP	BUR	Garbage	Commercial	992016	HILTON SFO AIRPORT	600	AIRPORT BLVD		77.94	0	-77.94	-18	Active	Active	02/18/2009	
2012	SEP	BUR	Garbage	Commercial	992073	CROWNE PLAZA-BURLINGAM	1177	AIRPORT BLVD		155.88	0	-155.88	-36	Active	Stopped	11/18/1991	09/07/2012
2012	SEP	BUR	Garbage	Commercial	992834	INTRALINE INC	379	BEACH RD		4.33	0	-4.33	-1	Active	Stopped	07/25/1991	09/27/2012
2012	SEP	BUR	Garbage	Commercial	993766	LA CORNETA TAQUERIA	1123	BURLINGAME AVE		25.98	17.32	-8.66	-2	Active	Active	03/27/2007	
2012	SEP	BUR	Garbage	Commercial	994368	SAPORA	1447	BURLINGAME AVE		25.98	12.99	-12.99	-3	Active	Active	11/09/2001	
2012	SEP	BUR	Garbage	Commercial	994780	VICTORIA SEDAN& LIMO SER'	301	CALIFORNIA DR	03	1.39	0	-1.39	-0.32	Active	Stopped	08/19/2008	08/31/2012
2012	SEP	BUR	Garbage	Commercial	994848	YOUNG IL LIM	507	CALIFORNIA DR		0.69	0	-0.69	-0.16	Active	Stopped	06/01/1988	09/25/2012
2012	SEP	BUR	Garbage	Commercial	995357	SALON 1200	1200	CAPUCHINO AVE		0.69	0	-0.69	-0.16	Active	Stopped	11/10/1992	09/28/2012
2012	SEP	BUR	Garbage	Apartment	996645	CARMEL GARDENS HOA	977	EL CAMINO REAL		17.32	8.66	-8.66	-2	Active	Active	04/01/1986	
2012	SEP	BUR	Garbage	Apartment	997205	HENRY & MARY WADA	1232	FLORIBUNDA AVE		8.66	4.33	-4.33	-1	Active	Active	06/16/1993	
2012	SEP	BUR	Garbage	Commercial	998898	BROADWAY BY THE BAY	833	MAHLER RD		1.39	0	-1.39	-0.32	Active	Stopped	12/01/2007	09/04/2012
2012	SEP	BUR	Garbage	Commercial	1000140	U S POST OFFICE/BURLINGAM	220	PARK RD		8.31	4.16	-4.15	-0.96	Active	Active	10/29/1980	
2012	SEP	BUR	Garbage	Apartment	1000280	PRIMROSE GARDEN HOA	119	PRIMROSE RD		6.24	0	-6.24	-1.44	Active	Active	05/01/1989	
2012	SEP	BUR	Garbage	Apartment	1000645	ARENA JAMES & BARBARA	609	ROLLINS RD		4.16	2.08	-2.08	-0.48	Active	Active	04/01/1986	
2012	SEP	BUR	Garbage	Apartment	1037829	WONG/LO FAMILY TRUST	901	BURLINGAME AVE	907	8.31	4.16	-4.15	-0.96	Active	Active	09/07/2010	
2012	SEP	BUR	Garbage	Commercial	1086263	ELITE SALON	1461	BURLINGAME AVE		2.08	1.39	-0.69	-0.16	Active	Active	11/05/2010	
2012	SEP	BUR	Garbage	Apartment	1126804	FLORA APT II	1500	FLORIBUNDA AVE		8.31	5.54	-2.77	-0.64	Active	Active	01/01/2011	
2012	SEP	BUR	Garbage	Commercial	1160357	RIVER ROAD SOLUTIONS	1280	ROLLINS RD		17.32	8.66	-8.66	-2	Active	Active	04/28/2011	
2012	SEP	BUR	Garbage	Apartment	1235530	WENDY HILL PVSEVEN LP DB	1207	FLORIBUNDA AVE		1.39	2.77	1.38	0.32	Active	Active	12/27/2011	
2012	SEP	BUR	Garbage	Commercial	1243765	REAL MEX RESTAURANTS	1590	BAYSHORE HWY		17.32	0	-17.32	-4	Active	Active	10/05/2011	
2012	SEP	BUR	Garbage	Apartment	1253046	PARK ROYAL APT	1415	FLORIBUNDA AVE		16.63	24.94	8.31	1.92	Active	Active	03/16/2012	
2012	SEP	BUR	Garbage	Commercial	1255439	ANDERSON PACIFIC	1392	MARSTEN RD		4.33	8.66	4.33	1	Active	Active	03/21/2012	
2012	SEP	BUR	Garbage	Commercial	1265792	CLARK'S COIN LAUNDRY SER	1846	ROLLINS RD		4.33	0	-4.33	-1	Active	Stopped	04/23/2012	09/26/2012
2012	SEP	BUR	Garbage	Commercial	1274893	BWRS	1333	BAYSHORE HWY		90.93	121.24	30.31	7	Active	Active	05/30/2012	
2012	SEP	BUR	Garbage	Commercial	1288406	MOUNTAIN VIEW STAGING	1439	N CAROLAN AVE		0.43	0	-0.43	-0.1	Active	Active	07/10/2012	

RECOLOGY SAN MATEO COUNTY
NET CHANGE REPORT - DETAIL
SEPTEMBER 2012

Year	Current Month	Franchise Code	Commodity	Account Type	Cust Number	Name	House #	Street Name	Apt #	Prev Month Volume	Current Month Volume	Monthly Net Change	Weekly Volume Change	Customer Status Last Month	Customer Status Current Month	Customer Start Date	Customer End Date
2012	SEP	BUR	Garbage	Commercial	1292382	ACCEL GYMNASTICS LLC	888	HINCKLEY RD		4.33	8.66	4.33		1 Active	Active	07/19/2012	
2012	SEP	BUR	Garbage	Commercial	1294685	5 FIFTEEN AUTO BODY	1221	ROLLINS RD		0	4.33	4.33		1	New	09/04/2012	
2012	SEP	BUR	Garbage	Commercial	1298066	BLUE LINE PIZZA	1108	BURLINGAME AVE		25.98	17.32	-8.66		-2 New	Active	08/06/2012	
2012	SEP	BUR	Garbage	Commercial	1307016	HYDROMAX USA	373	BEACH RD		2.08	4.16	2.08	0.48	New	Active	08/28/2012	
2012	SEP	BUR	Garbage	Commercial	1308691	NEW ENGLAND LOBSTER CO	824	COWAN RD		0	25.98	25.98		6	New	09/11/2012	
2012	SEP	BUR	Garbage	Commercial	1309467	PENN, JAY	301	CALIFORNIA DR	03	0	1.39	1.39	0.32		New	09/07/2012	
2012	SEP	BUR	Garbage	Commercial	1310135	REVI INC	25	EDWARDS CT	19	0	1.39	1.39	0.32		New	09/12/2012	
2012	SEP	BUR	Garbage	Commercial	1310440	NA LIU	1812	MAGNOLIA AVE	A	0	0.43	0.43	0.1		New	09/18/2012	
2012	SEP	BUR	Garbage	Commercial	1311471	CROWNE PLAZA-BURLINGAM	1177	AIRPORT BLVD		0	155.88	155.88	36		New	09/12/2012	
2012	SEP	BUR	Garbage	Commercial	1312537	GOODWILL	1215	CALIFORNIA DR		0	8.66	8.66	2		New	09/25/2012	
2012	SEP	BUR	Garbage	Commercial	1313667	GLOW HERBALGENIC USA INC	1038	EDWARDS RD		0	1.39	1.39	0.32		New	09/26/2012	
2012	SEP	BUR	Garbage	Commercial	1315100	YES ON A	1141	CALIFORNIA DR		0	0.69	0.69	0.16		New	09/26/2012	
Garbage Total										562.12	462.72	-99.4					
2012	SEP	BUR	Organics	Apartment	997205	HENRY & MARY WADA	1232	FLORIBUNDA AVE		0	2.08	2.08	0.48	Active	Active	06/16/1993	
2012	SEP	BUR	Organics	Apartment	997254	1512 FLORIBUNDA AVE HOA	1512	FLORIBUNDA AVE		0	1.39	1.39	0.32	Active	Active	05/06/2008	
2012	SEP	BUR	Organics	Commercial	1000140	U S POST OFFICE/BURLINGAM	220	PARK RD		0.69	0	-0.69	-0.16	Active	Active	09/12/1980	
2012	SEP	BUR	Organics	Commercial	1243765	REAL MEX RESTAURANTS	1590	BAYSHORE HWY		34.64	0	-34.64	-8	Active	Active	10/05/2011	
2012	SEP	BUR	Organics	Commercial	1274893	BWRS	1333	BAYSHORE HWY		181.86	99.59	-82.27	-19	Active	Active	05/30/2012	
2012	SEP	BUR	Organics	Commercial	1308691	NEW ENGLAND LOBSTER CO	824	COWAN RD		0	12.99	12.99	3		New	09/11/2012	
Organics Total										217.19	116.05	-101.14					
2012	SEP	BUR	Recycling	Apartment	911859	HENRY SORENSEN	215	ANITA RD		4.16	0	-4.16	-0.96	Active	Stopped	04/01/1986	09/27/2012
2012	SEP	BUR	Recycling	Apartment	913723	H.B WILLIAMSON	32	HIGHLAND AVE		2.08	12.47	10.39	2.4	Active	Active	04/01/1986	
2012	SEP	BUR	Recycling	Commercial	992073	CROWNE PLAZA-BURLINGAM	1177	AIRPORT BLVD		168.87	0	-168.87	-39	Active	Stopped	11/18/1991	09/07/2012
2012	SEP	BUR	Recycling	Commercial	992362	AU ENERGY LLC	1390	BAYSHORE HWY		4.33	0	-4.33	-1	Active	Active	03/22/2010	
2012	SEP	BUR	Recycling	Commercial	992578	HERTZ	1650	BAYSHORE HWY		38.97	0	-38.97	-9	Active	Stopped	07/20/1999	09/26/2012
2012	SEP	BUR	Recycling	Commercial	992834	INTRALINE INC	379	BEACH RD		8.66	0	-8.66	-2	Active	Stopped	07/25/1991	09/27/2012
2012	SEP	BUR	Recycling	Commercial	993063	SAHAARA	1130	BROADWAY ST		0	5.54	5.54	1.28	Active	Active	04/26/2010	
2012	SEP	BUR	Recycling	Commercial	993550	BROADWAY DELI	1431	BROADWAY ST		2.08	4.33	2.25	0.52	Active	Active	12/14/1999	
2012	SEP	BUR	Recycling	Commercial	994749	FINE CONSIGN	233	CALIFORNIA DR		2.08	8.66	6.58	1.52	Active	Active	03/31/2000	
2012	SEP	BUR	Recycling	Commercial	994780	VICTORIA SEDAN& LIMO SER'	301	CALIFORNIA DR	03	1.39	0	-1.39	-0.32	Active	Stopped	08/19/2008	08/31/2012
2012	SEP	BUR	Recycling	Commercial	994848	YOUNG IL LIM	507	CALIFORNIA DR		1.39	0	-1.39	-0.32	Active	Stopped	06/01/1988	09/25/2012
2012	SEP	BUR	Recycling	Commercial	995092	PALCARE	945	CALIFORNIA DR		6.24	17.32	11.08	2.56	Active	Active	11/18/2008	
2012	SEP	BUR	Recycling	Commercial	995357	SALON 1200	1200	CAPUCHINO AVE		2.08	0	-2.08	-0.48	Active	Stopped	11/10/1992	09/28/2012
2012	SEP	BUR	Recycling	Commercial	995639	CORTINA INVESTMENTS LTD	1440	CHAPIN AVE		8.66	12.99	4.33	1	Active	Active	07/01/1987	
2012	SEP	BUR	Recycling	Commercial	998898	BROADWAY BY THE BAY	833	MAHLER RD		2.08	0	-2.08	-0.48	Active	Stopped	12/01/2007	09/04/2012
2012	SEP	BUR	Recycling	Commercial	1000025	PARK ROAD FITNESS	16	PARK RD		4.16	2.08	-2.08	-0.48	Active	Active	04/08/2009	
2012	SEP	BUR	Recycling	Commercial	1001593	CLASSIC PARTY RENTALS	1635	ROLLINS RD		64.95	0	-64.95	-15	Active	Active	07/13/2004	
2012	SEP	BUR	Recycling	Commercial	1002062	AMERICAN RED CROSS	1710	TROUSDALE DR		0	2.08	2.08	0.48	Active	Active	05/01/1986	
2012	SEP	BUR	Recycling	Commercial	1068204	RSNA UNION BANK OF CA #13	1887	EL CAMINO REAL		0	2.08	2.08	0.48	Active	Active	09/07/2010	
2012	SEP	BUR	Recycling	Commercial	1160357	RIVER ROAD SOLUTIONS	1280	ROLLINS RD		12.99	8.66	-4.33	-1	Active	Active	04/28/2011	
2012	SEP	BUR	Recycling	Commercial	1243765	REAL MEX RESTAURANTS	1590	BAYSHORE HWY		12.99	0	-12.99	-3	Active	Active	10/05/2011	
2012	SEP	BUR	Recycling	Apartment	1253046	PARK ROYAL APT	1415	FLORIBUNDA AVE		6.93	2.08	-4.85	-1.12	Active	Active	03/16/2012	
2012	SEP	BUR	Recycling	Commercial	1265792	CLARK'S COIN LAUNDRY SER	1846	ROLLINS RD		8.66	0	-8.66	-2	Active	Stopped	04/23/2012	09/26/2012
2012	SEP	BUR	Recycling	Commercial	1274893	BWRS	1333	BAYSHORE HWY		64.95	0	-64.95	-15	Active	Active	05/30/2012	
2012	SEP	BUR	Recycling	Commercial	1294685	5 FIFTEEN AUTO BODY	1221	ROLLINS RD		0	4.33	4.33	1		New	09/04/2012	
2012	SEP	BUR	Recycling	Commercial	1308287	LUCY ACTIVEWARE	1111	BURLINGAME AVE		0	2.08	2.08	0.48	New	Active	08/31/2012	
2012	SEP	BUR	Recycling	Commercial	1308691	NEW ENGLAND LOBSTER CO	824	COWAN RD		0	17.15	17.15	3.96		New	09/11/2012	
2012	SEP	BUR	Recycling	Commercial	1309467	PENN, JAY	301	CALIFORNIA DR	03	0	1.39	1.39	0.32		New	09/07/2012	
2012	SEP	BUR	Recycling	Commercial	1310440	NA LIU	1812	MAGNOLIA AVE	A	0	0.69	0.69	0.16		New	09/18/2012	
2012	SEP	BUR	Recycling	Commercial	1311471	CROWNE PLAZA-BURLINGAM	1177	AIRPORT BLVD		0	168.87	168.87	39		New	09/12/2012	
2012	SEP	BUR	Recycling	Commercial	1312537	GOODWILL	1215	CALIFORNIA DR		0	8.66	8.66	2		New	09/25/2012	
2012	SEP	BUR	Recycling	Commercial	1315100	YES ON A	1141	CALIFORNIA DR		0	2.08	2.08	0.48		New	09/26/2012	
2012	SEP	C01	Recycling	Commercial	1209675	MENLO CIRCUS CLUB	190	PARK LN	SP1	12.99	0	-12.99	-3	Active	Stopped	09/28/2011	09/14/2012

RECOLOGY SAN MATEO COUNTY
NET CHANGE REPORT - DETAIL
SEPTEMBER 2012

Year	Current Month	Franchise Code	Commodity	Account Type	Cust Number	Name	House #	Street Name	Apt #	Prev Month Volume	Current Month Volume	Monthly Net Change	Weekly Volume Change	Customer Status Last Month	Customer Status Current Month	Customer Start Date	Customer End Date		
2012	SEP	C02	Recycling	Commercial	934406	CITY OF BELMONT	30	TWIN PINES LN		27.54	23.21	-4.33		-1	Active	Active	05/01/1990		
Recycling Total											469.23	306.75	-162.48						
2012	SEP	C03	Garbage	Commercial	1311026	COASTAL CLEAN UP	150	ANZA BLVD	SPE	0	11.08	11.08	2.56		New		09/14/2012		
2012	SEP	C03	Garbage	Commercial	1315985	PET PARADE	0	CHULA VISTA AVE	SPE	0	26.85	26.85	6.2		New		09/28/2012	10/01/2012	
Garbage Total											0	37.93	37.93						
2012	SEP	C03	Organics	Commercial	1311026	COASTAL CLEAN UP	150	ANZA BLVD	SPE	0	24.07	24.07	5.56		New		09/14/2012		
2012	SEP	C03	Organics	Commercial	1315985	PET PARADE	0	CHULA VISTA AVE	SPE	0	26.85	26.85	6.2		New		09/28/2012	10/01/2012	
Organics Total											0	50.92	50.92						
2012	SEP	C03	Recycling	Commercial	1311026	COASTAL CLEAN UP	150	ANZA BLVD	SPE	0	37.06	37.06	8.56		New		09/14/2012		
2012	SEP	C03	Recycling	Commercial	1315985	PET PARADE	0	CHULA VISTA AVE	SPE	0	26.85	26.85	6.2		New		09/28/2012	10/01/2012	
Recycling Total											0	63.91	63.91						
2012	SEP	C06	Garbage	Commercial	933440	TOWN OF HILLSBOROUGH	1320	LA HONDA RD		0	2.08	2.08	0.48	Active	Active		05/03/1999		
Garbage Total											0	2.08	2.08						
2012	SEP	C06	Organics	Commercial	933440	TOWN OF HILLSBOROUGH	1320	LA HONDA RD		1.39	3.46	2.07	0.48	Active	Active		05/03/1999		
Organics Total											1.39	3.46	2.07						
2012	SEP	C07	Garbage	Commercial	1281179	CITY CAN - MENLO PARK	718	SANTA CRUZ AVE	.	2.08	0	-2.08	-0.48	Active	Stopped		06/13/2012	09/20/2012	
2012	SEP	C07	Garbage	Commercial	1281211	CITY CAN - MENLO PARK	780	SANTA CRUZ AVE	.	2.08	0	-2.08	-0.48	Active	Stopped		06/13/2012	09/20/2012	
2012	SEP	C07	Garbage	Commercial	1281237	CITY CAN - MENLO PARK	827	SANTA CRUZ AVE	.	2.08	0	-2.08	-0.48	Active	Stopped		06/13/2012	09/20/2012	
2012	SEP	C07	Garbage	Commercial	1281286	CITY CAN - MENLO PARK	880	SANTA CRUZ AVE	.	2.08	0	-2.08	-0.48	Active	Stopped		06/13/2012	09/20/2012	
Garbage Total											8.32	0	-8.32						
2012	SEP	C07	Recycling	Commercial	934224	SHARON PARK (MPK)	0	SHARON PARK DR		1.39	4.16	2.77	0.64	Active	Active		05/01/1995		
Recycling Total											1.39	4.16	2.77						
2012	SEP	C08	Garbage	Commercial	1298207	REDWOOD CITY CONCERT S	0	MARSHALL ST	SPE	11.08	0	-11.08	-2.56	New	Stopped		08/01/2012	09/26/2012	
2012	SEP	C08	Garbage	Commercial	1301985	SHAKESPERE FESTIVAL	0	BREWSTER AVE	SPE	32.91	0	-32.91	-7.6	New	Stopped		08/10/2012	08/31/2012	
2012	SEP	C08	Garbage	Commercial	1314699	CITY CAN - REDWOOD CITY	0	TRIDENT DR	.	0	0.69	0.69	0.16		New		09/27/2012		
2012	SEP	C08	Garbage	Commercial	1314749	CITY CAN - REDWOOD CITY	0	FLORENCE ST & 17TH	.	0	0.69	0.69	0.16		New		09/27/2012		
2012	SEP	C08	Garbage	Commercial	1315704	SALSA FESTIVAL	0	MARSHALL ST	SPE	0	20.78	20.78	4.8		New		09/27/2012	10/01/2012	
Garbage Total											43.99	22.16	-21.83						
2012	SEP	C08	Organics	Commercial	1301985	SHAKESPERE FESTIVAL	0	BREWSTER AVE	SPE	19.92	0	-19.92	-4.6	New	Stopped		08/10/2012	08/31/2012	
2012	SEP	C08	Organics	Commercial	1315704	SALSA FESTIVAL	0	MARSHALL ST	SPE	0	46.76	46.76	10.8		New		09/27/2012	10/01/2012	
Organics Total											19.92	46.76	26.84						
2012	SEP	C08	Recycling	Commercial	1298207	REDWOOD CITY CONCERT S	0	MARSHALL ST	SPE	11.08	0	-11.08	-2.56	New	Stopped		08/01/2012	09/26/2012	
2012	SEP	C08	Recycling	Commercial	1301985	SHAKESPERE FESTIVAL	0	BREWSTER AVE	SPE	32.91	0	-32.91	-7.6	New	Stopped		08/10/2012	08/31/2012	
2012	SEP	C08	Recycling	Commercial	1314699	CITY CAN - REDWOOD CITY	0	TRIDENT DR	.	0	4.16	4.16	0.96		New		09/27/2012		
2012	SEP	C08	Recycling	Commercial	1315704	SALSA FESTIVAL	0	MARSHALL ST	SPE	0	72.74	72.74	16.8		New		09/27/2012	10/01/2012	
Recycling Total											43.99	76.9	32.91						
2012	SEP	C09	Garbage	Commercial	1266022	HOT HARVEST NIGHTS	0	LAUREL ST	SP2	4.16	0	-4.16	-0.96	Active	Stopped		05/01/2012	09/18/2012	
2012	SEP	C09	Garbage	Commercial	1315555	ST CHARLES CHURCH FUNDF	850	TAMARACK AVE	SPE	0	8.31	8.31	1.92		New		09/27/2012	10/01/2012	
Garbage Total											4.16	8.31	4.15						
2012	SEP	C09	Organics	Commercial	933226	CITY OF SAN CARLOS - CITY I	600	ELM ST		0	8.31	8.31	1.92	Active	Active		05/09/1988		
2012	SEP	C09	Organics	Commercial	1266022	HOT HARVEST NIGHTS	0	LAUREL ST	SP2	1.39	0	-1.39	-0.32	Active	Stopped		05/01/2012	09/18/2012	
2012	SEP	C09	Organics	Commercial	1315555	ST CHARLES CHURCH FUNDF	850	TAMARACK AVE	SPE	0	34.29	34.29	7.92		New		09/27/2012	10/01/2012	
Organics Total											1.39	42.6	41.21						
2012	SEP	C09	Recycling	Commercial	932830	ADULT COMMUNITY CENTER	601	CHESTNUT ST		4.16	8.31	4.15	0.96	Active	Active		12/15/1982		
2012	SEP	C09	Recycling	Commercial	1266022	HOT HARVEST NIGHTS	0	LAUREL ST	SP2	4.16	0	-4.16	-0.96	Active	Stopped		05/01/2012	09/18/2012	
2012	SEP	C09	Recycling	Commercial	1315555	ST CHARLES CHURCH FUNDF	850	TAMARACK AVE	SPE	0	39.84	39.84	9.2		New		09/27/2012	10/01/2012	
2012	SEP	C09	Recycling	Commercial	1315860	SHRED IT EVENT	0	HOLLY ST & EL CAMIN	SPE	0	6.93	6.93	1.6		New		09/28/2012	10/01/2012	
Recycling Total											8.32	55.08	46.76						
2012	SEP	C10	Garbage	Commercial	1205335	BAYFRONT CLEANUP	0	N ELDORADO ST	SPE	25.98	0	-25.98	-6	Active	Stopped		09/16/2011	09/17/2012	
2012	SEP	C10	Garbage	Commercial	1205368	BAYFRONT CLEANUP	0	WHARFSIDE RD	SPE	25.98	0	-25.98	-6	Active	Stopped		09/16/2011	09/17/2012	
2012	SEP	C10	Garbage	Commercial	1276377	JOINVILLE SWIM CENTER	2111	KEHOE AVE	.	8.66	0	-8.66	-2	Active	Stopped		05/30/2012	09/19/2012	
Garbage Total											60.62	0	-60.62						
2012	SEP	C10	Organics	Commercial	1315621	WINE WALK	0	ELLSWORTH AVE	SPE	0	33.25	33.25	7.68		New		09/28/2012	10/01/2012	

RECOLOGY SAN MATEO COUNTY
NET CHANGE REPORT - DETAIL
SEPTEMBER 2012

Year	Current Month	Franchise Code	Commodity	Account Type	Cust Number	Name	House #	Street Name	Apt #	Prev Month Volume	Current Month Volume	Monthly Net Change	Weekly Volume Change	Customer Status Last Month	Customer Status Current Month	Customer Start Date	Customer End Date	
Organics Total											0	33.25	33.25					
2012	SEP	C10	Recycling	Commercial	1276377	JOINVILLE SWIM CENTER	2111	KEHOE AVE	.	8.31	0	-8.31	-1.92	Active	Stopped	05/30/2012	09/19/2012	
2012	SEP	C10	Recycling	Commercial	1311620	POPLAR CREEK GOLF COURSE	1949	PACIFIC BLVD		0	4.16	4.16	0.96		New	09/12/2012		
2012	SEP	C10	Recycling	Commercial	1315621	WINE WALK		0 ELLSWORTH AVE	SPE	0	84.18	84.18	19.44		New	09/28/2012	10/01/2012	
Recycling Total											8.31	88.34	80.03					
2012	SEP	C11	Garbage	Commercial	1007350	CITY OF FAIR OAKS		0 FLORENCE	.	0.69	0	-0.69	-0.16	Active	Stopped	05/01/1995	09/20/2012	
2012	SEP	CSM	Garbage	Commercial	931618	A-CUBE, INC.	530	HARBOR BLVD		4.16	0	-4.16	-0.96	Active	Stopped	03/06/2009	09/04/2012	
2012	SEP	CSM	Garbage	Commercial	1309921	LAKE PHARMA INC	530	HARBOR BLVD		0	4.16	4.16	0.96		New	09/11/2012		
2012	SEP	CSM	Garbage	Commercial	1314822	LASKY MINI TRADE PRESS	240	HARBOR BLVD	A	0	8.66	8.66	2		Active	09/01/2012		
2012	SEP	CSM	Garbage	Commercial	1314830	CRAIG COCCELLATO	240	HARBOR BLVD	D	0	4.33	4.33	1		Active	09/01/2012		
2012	SEP	CSM	Garbage	Commercial	1314848	ALPINE MECHANICAL SERVICE	425	HARBOR BLVD	5	0	0.69	0.69	0.16		Active	09/01/2012		
Garbage Total											4.85	17.84	12.99					
2012	SEP	CSM	Organics	Commercial	932020	SAN MATEO COUNTY OFFICE	35	TOWER RD		2.77	4.33	1.56	0.36	Active	Active	01/23/2007		
Organics Total											2.77	4.33	1.56					
2012	SEP	CSM	Recycling	Commercial	931618	A-CUBE, INC.	530	HARBOR BLVD		8.31	0	-8.31	-1.92	Active	Stopped	03/06/2009	09/04/2012	
2012	SEP	CSM	Recycling	Commercial	1314822	LASKY MINI TRADE PRESS	240	HARBOR BLVD	A	0	8.66	8.66	2		Active	09/01/2012		
2012	SEP	CSM	Recycling	Commercial	1314830	CRAIG COCCELLATO	240	HARBOR BLVD	D	0	2.08	2.08	0.48		Active	09/01/2012		
2012	SEP	CSM	Recycling	Commercial	1314848	ALPINE MECHANICAL SERVICE	425	HARBOR BLVD	5	0	8.66	8.66	2		Active	09/01/2012		
Recycling Total											8.31	19.4	11.09					
2012	SEP	CTY	Garbage	Commercial	1307578	BELMONT GREEK FESTIVAL	900	ALAMEDA DE LAS PUI	SPE	17.32	0	-17.32	-4	New	Stopped	08/31/2012	09/07/2012	
Garbage Total											17.32	0	-17.32					
2012	SEP	CTY	Organics	Commercial	1307578	BELMONT GREEK FESTIVAL	900	ALAMEDA DE LAS PUI	SPE	69.28	0	-69.28	-16	New	Stopped	08/31/2012	09/07/2012	
Organics Total											69.28	0	-69.28					
2012	SEP	CTY	Recycling	Commercial	1307578	BELMONT GREEK FESTIVAL	900	ALAMEDA DE LAS PUI	SPE	17.32	0	-17.32	-4	New	Stopped	08/31/2012	09/07/2012	
Recycling Total											17.32	0	-17.32					
2012	SEP	EPA	Garbage	Commercial	934935	THE INSTITUTE FOR HUMAN & ENVIRONMENTAL HEALTH	1385	BAY RD		0	8.66	8.66	2	Active	Active	10/01/1998		
2012	SEP	EPA	Garbage	Commercial	935452	IBRAHAM AND SONS INC	1215	E BAYSHORE RD		2.08	0	-2.08	-0.48	Active	Active	07/14/1986		
2012	SEP	FOC	Garbage	Commercial	936716	PCIS	1155	CHESS DR	105	1.39	0	-1.39	-0.32	Active	Stopped	06/16/1999	09/26/2012	
2012	SEP	FOC	Garbage	Apartment	937326	NANTUCKET COVE HO	1	DORY LN		112.23	0	-112.23	-25.92	Active	Active	01/19/1988		
2012	SEP	FOC	Garbage	Commercial	937342	EQUITY OFFICE BPC	919	E HILLSDALE BLVD		77.94	51.96	-25.98	-6	Active	Active	05/01/2009		
2012	SEP	FOC	Garbage	Commercial	937359	EQUITY OFFICE BPC	921	E HILLSDALE BLVD	987	77.94	64.95	-12.99	-3	Active	Active	05/01/2009		
2012	SEP	FOC	Garbage	Commercial	937391	EQUITY OFFICE BPC	989	E HILLSDALE BLVD		77.94	64.95	-12.99	-3	Active	Active	05/01/2009		
2012	SEP	FOC	Garbage	Commercial	937482	WATERS EDGE APT LEASING	1200	E HILLSDALE BLVD		259.8	0	-259.8	-60	Active	Stopped	09/21/1984	09/07/2012	
2012	SEP	FOC	Garbage	Commercial	937755	FOSTER CITY CHIROPRACTIC	551	FOSTER CITY BLVD	C	0.69	0	-0.69	-0.16	Active	Stopped	05/08/2002	09/25/2012	
2012	SEP	FOC	Garbage	Commercial	1311547	454900 WOODMONT REAL ES	1200	E HILLSDALE BLVD		0	259.8	259.8	60		New	09/10/2012		
2012	SEP	FOC	Garbage	Commercial	1312818	SEE U	1465	BEACH PARK BLVD		0	2.08	2.08	0.48		New	09/19/2012		
Garbage Total											610.01	452.4	-157.61					
2012	SEP	FOC	Organics	Commercial	936443	MILK & HONEY CATERING	1459	BEACH PARK BLVD		1.39	3.46	2.07	0.48	Active	Active	07/06/1999		
Organics Total											1.39	3.46	2.07					
2012	SEP	FOC	Recycling	Commercial	936716	PCIS	1155	CHESS DR	105	8.66	0	-8.66	-2	Active	Stopped	06/16/1999	09/26/2012	
2012	SEP	FOC	Recycling	Commercial	937342	EQUITY OFFICE BPC	919	E HILLSDALE BLVD		38.97	51.96	12.99	3	Active	Active	05/01/2009		
2012	SEP	FOC	Recycling	Commercial	937391	EQUITY OFFICE BPC	989	E HILLSDALE BLVD		25.98	64.95	38.97	9	Active	Active	05/01/2009		
2012	SEP	FOC	Recycling	Commercial	937482	WATERS EDGE APT LEASING	1200	E HILLSDALE BLVD		54.04	0	-54.04	-12.48	Active	Stopped	09/21/1984	09/07/2012	
2012	SEP	FOC	Recycling	Commercial	937755	FOSTER CITY CHIROPRACTIC	551	FOSTER CITY BLVD	C	2.08	0	-2.08	-0.48	Active	Stopped	05/08/2002	09/25/2012	
2012	SEP	FOC	Recycling	Commercial	937979	GILEAD VINTAGE PARK LLC	335	LAKESIDE DR		64.95	86.6	21.65	5	Active	Active	09/12/2003		
2012	SEP	FOC	Recycling	Commercial	938159	VISA	800	METRO CENTER BLVD		103.92	173.2	69.28	16	Active	Active	01/22/1996		
2012	SEP	FOC	Recycling	Commercial	938167	VISA INTERNATIONAL	801	METRO CENTER BLVD		103.92	173.2	69.28	16	Active	Active	09/08/2003		
2012	SEP	FOC	Recycling	Commercial	938175	VISA	900	METRO CENTER BLVD		207.84	259.8	51.96	12	Active	Active	10/06/1993		
2012	SEP	FOC	Recycling	Commercial	938183	VISA	901	METRO CENTER BLVD		103.92	173.2	69.28	16	Active	Active	10/01/1999		
2012	SEP	FOC	Recycling	Commercial	938563	HINES VAF NO. CAL PROP LP	373	VINTAGE PARK DR		4.33	0	-4.33	-1	Active	Active	12/04/2006		
2012	SEP	FOC	Recycling	Commercial	1130970	CVS LONGS DRUGS #CVR009	987	E HILLSDALE BLVD		2.77	0	-2.77	-0.64	Active	Active	01/21/2011		
2012	SEP	FOC	Recycling	Commercial	1311547	454900 WOODMONT REAL ES	1200	E HILLSDALE BLVD		0	54.04	54.04	12.48		New	09/10/2012		
2012	SEP	FOC	Recycling	Commercial	1312818	SEE U	1465	BEACH PARK BLVD		0	2.08	2.08	0.48		New	09/19/2012		

RECOLOGY SAN MATEO COUNTY
NET CHANGE REPORT - DETAIL
SEPTEMBER 2012

Year	Current Month	Franchise Code	Commodity	Account Type	Cust Number	Name	House #	Street Name	Apt #	Prev Month Volume	Current Month Volume	Monthly Net Change	Weekly Volume Change	Customer Status Last Month	Customer Status Current Month	Customer Start Date	Customer End Date
Recycling Total										721.38	1039.03	317.65					
2012	SEP	MAT	Garbage	Apartment	920587	TOWNHOUSE PLAZA CO LTD	55	W 5TH AVE		77.94	0	-77.94	-18	Active	Stopped	08/08/1984	09/01/2012
2012	SEP	MAT	Garbage	Apartment	920595	CHANG INCOME PROPERTY	85	W 5TH AVE		155.88	0	-155.88	-36	Active	Stopped	07/01/1978	09/01/2012
2012	SEP	MAT	Garbage	Commercial	939421	WILSON MEANY	2211	BRIDGEPOINTE PKW\		86.6	0	-86.6	-20	Active	Stopped	06/01/2007	09/14/2012
2012	SEP	MAT	Garbage	Commercial	941203	SAN MATEO PLAZA FLORIST	120	E 3RD AVE		8.66	12.99	4.33	1	Active	Active	03/01/1986	
2012	SEP	MAT	Garbage	Commercial	941229	BASKIN ROBBINS ICE CREAM	133	E 3RD AVE		4.16	6.93	2.77	0.64	Active	Active	09/01/1988	
2012	SEP	MAT	Garbage	Apartment	942334	JOAN SMITH	57	E 40TH AVE		1.39	0	-1.39	-0.32	Active	Stopped	07/01/2007	09/13/2012
2012	SEP	MAT	Garbage	Commercial	942482	LEGAL AID SOCIETY OF SM	521	E 5TH AVE		0	1.39	1.39	0.32	Active	Active	07/28/2000	
2012	SEP	MAT	Garbage	Apartment	943118	LAURIEDALE HOMEOWNERS	4259	GEORGE AVE		157.27	0	-157.27	-36.32	Active	Stopped	06/16/1986	08/31/2012
2012	SEP	MAT	Garbage	Apartment	944116	MARINA LAGOON	3121	LOS PRADOS ST		8.66	0	-8.66	-2	Active	Stopped	08/01/2002	08/31/2012
2012	SEP	MAT	Garbage	Commercial	946046	ANASTASIAS COIN LAUNDRY	3	N KINGSTON ST	C	8.31	0	-8.31	-1.92	Active	Stopped	03/23/1989	09/28/2012
2012	SEP	MAT	Garbage	Commercial	946392	SUZANNE PERTSCH	212	N SAN MATEO DR	1	2.08	0	-2.08	-0.48	Active	Stopped	01/10/2005	09/27/2012
2012	SEP	MAT	Garbage	Commercial	947218	HILLS MOTORS	4011	PACIFIC BLVD		4.33	0	-4.33	-1	Active	Active	11/21/1997	
2012	SEP	MAT	Garbage	Apartment	947259	MCLELLAN STATE CO.	4059	PACIFIC BLVD		2.08	0	-2.08	-0.48	Active	Stopped	09/25/2009	09/25/2012
2012	SEP	MAT	Garbage	Commercial	947432	MARIOS BON DECOR	2232	PALM AVE		2.08	0	-2.08	-0.48	Active	Stopped	09/17/1990	08/31/2012
2012	SEP	MAT	Garbage	Commercial	948448	CAL TRANS SAN MATEO LAB	1116	S AMPHLETT BLVD	3	12.99	0	-12.99	-3	Active	Stopped	03/02/1984	09/11/2012
2012	SEP	MAT	Garbage	Commercial	949651	SOCIAL VOCATIONAL SERVIC	914	S CLAREMONT ST		4.16	38.8	34.64	8	Active	Active	11/04/2008	
2012	SEP	MAT	Garbage	Commercial	951376	TAXIS HAMBURGER INC	2700	S EL CAMINO REAL		51.96	0	-51.96	-12	Active	Stopped	10/23/1991	09/13/2012
2012	SEP	MAT	Garbage	Commercial	951913	CONKLIN BROTHERS	1801	S GRANT ST		4.33	0	-4.33	-1	Active	Active	08/01/2005	
2012	SEP	MAT	Garbage	Commercial	951921	VIDEO ONLY INC	1801	S GRANT ST		12.99	0	-12.99	-3	Active	Active	06/07/1988	
2012	SEP	MAT	Garbage	Commercial	952556	BEST WESTERN LOS PRADOS	2940	S NORFOLK ST		38.97	25.98	-12.99	-3	Active	Active	04/02/1984	
2012	SEP	MAT	Garbage	Commercial	952622	MILO MASONRY, INC.	33	S RAILROAD AVE		0	2.08	2.08	0.48	Active	Active	04/06/1999	
2012	SEP	MAT	Garbage	Commercial	954305	NIPA-PON	121	W 25TH AVE		4.33	0	-4.33	-1	Active	Stopped	07/19/2004	08/31/2012
2012	SEP	MAT	Garbage	Commercial	954495	FORTUNE STAR RESTUARAN	173	W 25TH AVE		4.33	8.66	4.33	1	Active	Active	12/05/2000	
2012	SEP	MAT	Garbage	Commercial	955229	IMPORT AUTO REPAIRS	105	17TH AVE		0.69	0.43	-0.26	-0.06	Active	Active	03/01/1986	
2012	SEP	MAT	Garbage	Commercial	956193	PAPA JOHN'S PIZZA	9	43RD AVE		6.24	8.31	2.07	0.48	Active	Active	10/23/2007	
2012	SEP	MAT	Garbage	Commercial	1136191	GOLDEN BOY PIZZA	234	MAIN ST		2.77	0	-2.77	-0.64	Active	Stopped	02/10/2011	09/19/2012
2012	SEP	MAT	Garbage	Apartment	1144831	ZERPA, PEDRO	45	N B ST		0	2.08	2.08	0.48	Active	Active	03/07/2011	
2012	SEP	MAT	Garbage	Commercial	1178458	ARMAN NNN CORP	1790	S DELAWARE ST		4.16	4.33	0.17	0.04	Active	Active	06/27/2011	
2012	SEP	MAT	Garbage	Commercial	1287713	K-9 CHAMPS GYM	267	N AMPHLETT BLVD		0.69	0	-0.69	-0.16	Active	Stopped	07/11/2012	09/26/2012
2012	SEP	MAT	Garbage	Commercial	1288265	SWEET DREAMS GARDEN	110	S B ST		2.08	0	-2.08	-0.48	Active	Active	07/03/2012	
2012	SEP	MAT	Garbage	Commercial	1294354	MARTINELLI STUDIO	1118	CYPRESS AVE		1.39	0	-1.39	-0.32	Active	Stopped	07/26/2012	09/19/2012
2012	SEP	MAT	Garbage	Commercial	1294883	DMC AUTO REPAIR INC	217	S CLAREMONT ST		8.66	0	-8.66	-2	Active	Stopped	07/23/2012	09/26/2012
2012	SEP	MAT	Garbage	Apartment	1295260	KILTY, PAUL	44	N ELLSWORTH AVE		2.08	1.39	-0.69	-0.16	Active	Active	07/26/2012	
2012	SEP	MAT	Garbage	Commercial	1297969	STARTERS LAB	115	E 5TH AVE		2.08	0	-2.08	-0.48	New	Active	08/07/2012	
2012	SEP	MAT	Garbage	Apartment	1307495	LAURIDALE HOMEOWNERS A	4259	GEORGE AVE		0	157.27	157.27	36.32	Active	Active	09/01/2012	
2012	SEP	MAT	Garbage	Commercial	1307883	INNER ACTIVE	300	S ELLSWORTH AVE		0	0.69	0.69	0.16	New	New	09/04/2012	
2012	SEP	MAT	Garbage	Commercial	1309988	ALPHA BEACON CHRISTIAN S	4204	OLYMPIC AVE		0	1.39	1.39	0.32	New	New	09/14/2012	10/05/2012
2012	SEP	MAT	Garbage	Apartment	1310424	EQUITY RESIDENTIAL	55	W 5TH AVE		0	77.94	77.94	18	Active	Active	09/01/2012	
2012	SEP	MAT	Garbage	Apartment	1311240	EQUITY RESIDENTIAL	85	W 5TH AVE		0	155.88	155.88	36	Active	Active	09/01/2012	
2012	SEP	MAT	Garbage	Apartment	1312297	SHIPMAN, ZIMMER	57	E 40TH AVE		0	1.39	1.39	0.32	New	New	09/20/2012	
2012	SEP	MAT	Garbage	Commercial	1313907	MARIOS BON DECOR	2232	PALM AVE		0	2.08	2.08	0.48	Active	Active	09/01/2012	
2012	SEP	MAT	Garbage	Apartment	1314558	MARINA LAGOON	3121	LOS PRADOS ST		0	8.66	8.66	2	Active	Active	09/01/2012	
2012	SEP	MAT	Garbage	Commercial	1317411	NIPA-PON	121	W 25TH AVE		0	4.33	4.33	1	Active	Active	09/01/2012	
Garbage Total										684.34	523	-161.34					
2012	SEP	MAT	Organics	Apartment	916031	LOUISE M. KIESER	24	BAYTREE WAY		6.24	4.16	-2.08	-0.48	Active	Active	03/01/1986	
2012	SEP	MAT	Organics	Apartment	950105	TOWNSEND MANAGEMENT IN	2600	S DELAWARE ST		0.69	0	-0.69	-0.16	Active	Active	02/03/2010	
2012	SEP	MAT	Organics	Commercial	950121	ST MATTHEW EPISCOPAL	1	S EL CAMINO REAL		0	1.39	1.39	0.32	Active	Active	03/01/1986	
2012	SEP	MAT	Organics	Apartment	1144831	ZERPA, PEDRO	45	N B ST		0	1.39	1.39	0.32	Active	Active	03/07/2011	
2012	SEP	MAT	Organics	Commercial	1202142	PLANNED PARENTHOOD	29	BAYWOOD AVE		0	0.69	0.69	0.16	Active	Active	09/02/2011	
2012	SEP	MAT	Organics	Apartment	1277623	KHOURY, HAIFA	4	E 41ST PL		2.08	0	-2.08	-0.48	Active	Active	06/07/2012	
Organics Total										9.01	7.63	-1.38					
2012	SEP	MAT	Recycling	Apartment	916031	LOUISE M. KIESER	24	BAYTREE WAY		8.31	0	-8.31	-1.92	Active	Active	03/01/1986	

RECOLOGY SAN MATEO COUNTY
NET CHANGE REPORT - DETAIL
SEPTEMBER 2012

Year	Current Month	Franchise Code	Commodity	Account Type	Cust Number	Name	House #	Street Name	Apt #	Prev Month Volume	Current Month Volume	Monthly Net Change	Weekly Volume Change	Customer Status Last Month	Customer Status Current Month	Customer Start Date	Customer End Date
2012	SEP	MAT	Recycling	Apartment	916494	DE SABLA APARTMENTS	10	DE SABLA RD		20.78	24.94	4.16	0.96	Active	Active	07/18/1984	
2012	SEP	MAT	Recycling	Apartment	918037	MONTE DIABLO APTS	1201	MONTE DIABLO AVE		17.32	4.16	-13.16	-3.04	Active	Active	03/11/2004	
2012	SEP	MAT	Recycling	Apartment	918805	ROCHETTE MARK	140	N IDAHO ST		6.24	0	-6.24	-1.44	Active	Active	03/01/1986	
2012	SEP	MAT	Recycling	Apartment	920587	TOWNHOUSE PLAZA CO LTD	55	W 5TH AVE		17.32	0	-17.32	-4	Active	Stopped	08/08/1984	09/01/2012
2012	SEP	MAT	Recycling	Apartment	920595	CHANG INCOME PROPERTY	85	W 5TH AVE		173.2	0	-173.2	-40	Active	Stopped	07/01/1978	09/01/2012
2012	SEP	MAT	Recycling	Commercial	939405	BJ'S RESTAURANT	2206	BRIDGEPOINTE PKW\		164.54	155.88	-8.66	-2	Active	Active	10/03/2005	
2012	SEP	MAT	Recycling	Commercial	939421	WILSON MEANY	2211	BRIDGEPOINTE PKW\		77.42	0	-77.42	-17.88	Active	Stopped	06/01/2007	09/14/2012
2012	SEP	MAT	Recycling	Commercial	939777	HARRY'S SHOREVIEW DELI	1446	CARY AVE		0	4.16	4.16	0.96	Active	Active	12/08/2000	
2012	SEP	MAT	Recycling	Commercial	941773	CHEAP PETES	11	E 4TH AVE		24.94	12.99	-11.95	-2.76	Active	Active	12/01/1997	
2012	SEP	MAT	Recycling	Apartment	942334	JOAN SMITH	57	E 40TH AVE		1.39	0	-1.39	-0.32	Active	Stopped	07/01/2007	09/13/2012
2012	SEP	MAT	Recycling	Apartment	943118	LAURIEDALE HOMEOWNERS	4259	GEORGE AVE		380.87	0	-380.87	-87.96	Active	Stopped	06/16/1986	08/31/2012
2012	SEP	MAT	Recycling	Apartment	944116	MARINA LAGOON	3121	LOS PRADOS ST		2.08	0	-2.08	-0.48	Active	Stopped	08/01/2002	08/31/2012
2012	SEP	MAT	Recycling	Commercial	945899	MILITARY DEPT STATE OF CA	400	N HUMBOLDT ST		12.82	8.66	-4.16	-0.96	Active	Active	05/01/1973	
2012	SEP	MAT	Recycling	Commercial	946392	SUZANNE PERTSCH	212	N SAN MATEO DR	1	1.39	0	-1.39	-0.32	Active	Stopped	01/10/2005	09/27/2012
2012	SEP	MAT	Recycling	Apartment	946731	BINN, ROBERT	424	N SAN MATEO DR		0	4.16	4.16	0.96	Active	Active	10/02/1998	
2012	SEP	MAT	Recycling	Commercial	946814	GALLIGAN PROFESSIONAL BL	630	N SAN MATEO DR		12.99	17.32	4.33	1	Active	Active	06/01/1994	
2012	SEP	MAT	Recycling	Commercial	947085	POPLAR CREEK GOLF COURSE	1949	PACIFIC BLVD		4.16	0	-4.16	-0.96	Active	Stopped	01/23/2008	09/11/2012
2012	SEP	MAT	Recycling	Commercial	947432	MARIOS BON DECOR	2232	PALM AVE		4.16	0	-4.16	-0.96	Active	Stopped	09/17/1990	08/31/2012
2012	SEP	MAT	Recycling	Apartment	947655	PENINSULA PLAZA HO ASSOC	320	PENINSULA AVE		0	47.8	47.8	11.04	Active	Active	09/09/1987	
2012	SEP	MAT	Recycling	Commercial	948448	CAL TRANS SAN MATEO LAB	1116	S AMPHLETT BLVD	3	2.08	0	-2.08	-0.48	Active	Stopped	03/02/1984	09/11/2012
2012	SEP	MAT	Recycling	Commercial	949651	SOCIAL VOCATIONAL SERVIC	914	S CLAREMONT ST		8.66	17.32	8.66	2	Active	Active	11/04/2008	
2012	SEP	MAT	Recycling	Commercial	950121	ST MATTHEW EPISCOPAL	1	S EL CAMINO REAL		10.39	12.47	2.08	0.48	Active	Active	03/01/1986	
2012	SEP	MAT	Recycling	Commercial	951020	TEH YING TAO	2293	S EL CAMINO REAL		2.77	0	-2.77	-0.64	Active	Active	10/18/1993	
2012	SEP	MAT	Recycling	Commercial	951376	TAXIS HAMBURGER INC	2700	S EL CAMINO REAL		51.96	0	-51.96	-12	Active	Stopped	10/23/1991	09/13/2012
2012	SEP	MAT	Recycling	Commercial	954305	NIPA-PON	121	W 25TH AVE		2.08	0	-2.08	-0.48	Active	Stopped	07/19/2004	08/31/2012
2012	SEP	MAT	Recycling	Commercial	954495	FORTUNE STAR RESTUARAN	173	W 25TH AVE		38.97	12.47	-26.5	-6.12	Active	Active	12/05/2000	
2012	SEP	MAT	Recycling	Commercial	955294	CRYSTAL SPRINGS MUSICH, I	2	2 DE ANZA	2	43.3	86.6	43.3	10	Active	Active	01/01/1995	
2012	SEP	MAT	Recycling	Commercial	955310	MURPHY AND HARTELIUS	48	2ND AVE		8.31	12.47	4.16	0.96	Active	Active	05/01/1993	
2012	SEP	MAT	Recycling	Commercial	955344	DOWNTOWN PROPERTIES V,	181	2ND AVE		43.65	56.12	12.47	2.88	Active	Active	07/28/2008	
2012	SEP	MAT	Recycling	Commercial	1136191	GOLDEN BOY PIZZA	234	MAIN ST		3.46	0	-3.46	-0.8	Active	Stopped	02/10/2011	09/19/2012
2012	SEP	MAT	Recycling	Commercial	1178458	ARMAN NNN CORP	1790	S DELAWARE ST		8.66	2.08	-6.58	-1.52	Active	Active	06/27/2011	
2012	SEP	MAT	Recycling	Commercial	1227008	SALLY BEAUTY SUPPLY/08792	1830	S NORFOLK ST		17.32	12.99	-4.33	-1	Active	Active	12/07/2011	
2012	SEP	MAT	Recycling	Commercial	1245562	LOZANO, MARIA	504	E 3RD AVE		5.54	8.31	2.77	0.64	Active	Active	02/01/2012	
2012	SEP	MAT	Recycling	Commercial	1287713	K-9 CHAMPS GYM	267	N AMPHLETT BLVD		1.39	0	-1.39	-0.32	Active	Stopped	07/11/2012	09/26/2012
2012	SEP	MAT	Recycling	Apartment	1289206	YEH, MAY	602	CYPRESS AVE		0	2.08	2.08	0.48	Active	Active	07/09/2012	
2012	SEP	MAT	Recycling	Commercial	1294354	MARTINELLI STUDIO	1118	CYPRESS AVE		1.39	0	-1.39	-0.32	Active	Stopped	07/26/2012	09/19/2012
2012	SEP	MAT	Recycling	Commercial	1294883	DMC AUTO REPAIR INC	217	S CLAREMONT ST		4.16	0	-4.16	-0.96	Active	Stopped	07/23/2012	09/26/2012
2012	SEP	MAT	Recycling	Commercial	1297969	STARTERS LAB	115	E 5TH AVE		4.16	0	-4.16	-0.96	New	Active	08/07/2012	
2012	SEP	MAT	Recycling	Commercial	1304146	THE PANTRY	1855	S DELAWARE ST		4.33	0	-4.33	-1	New	Active	08/20/2012	
2012	SEP	MAT	Recycling	Apartment	1307495	LAURIDALE HOMEOWNERS A	4259	GEORGE AVE		0	380.87	380.87	87.96	Active	Active	09/01/2012	
2012	SEP	MAT	Recycling	Commercial	1309988	ALPHA BEACON CHRISTIAN S	4204	OLYMPIC AVE		0	2.08	2.08	0.48	New	New	09/14/2012	10/05/2012
2012	SEP	MAT	Recycling	Apartment	1310424	EQUITY RESIDENTIAL	55	W 5TH AVE		0	17.32	17.32	4	Active	Active	09/01/2012	
2012	SEP	MAT	Recycling	Commercial	1310499	WESTERN DENTAL SERVICES	4100	S EL CAMINO REAL		0	1.39	1.39	0.32	New	New	09/18/2012	
2012	SEP	MAT	Recycling	Apartment	1311240	EQUITY RESIDENTIAL	85	W 5TH AVE		0	173.2	173.2	40	Active	Active	09/01/2012	
2012	SEP	MAT	Recycling	Apartment	1312297	SHIPMAN, ZIMMER	57	E 40TH AVE		0	1.39	1.39	0.32	New	New	09/20/2012	
2012	SEP	MAT	Recycling	Commercial	1313907	MARIOS BON DECOR	2232	PALM AVE		0	4.16	4.16	0.96	Active	Active	09/01/2012	
2012	SEP	MAT	Recycling	Apartment	1314558	MARINA LAGOON	3121	LOS PRADOS ST		0	2.08	2.08	0.48	Active	Active	09/01/2012	
2012	SEP	MAT	Recycling	Commercial	1317411	NIPA-PON	121	W 25TH AVE		0	2.08	2.08	0.48	Active	Active	09/01/2012	
Recycling Total										1192.51	1087.55	-104.96					
2012	SEP	MPK	Garbage	Apartment	921262	HELENA BRANDT	12	COLEMAN PL		4.85	5.54	0.69	0.16	Active	Active	11/10/1992	
2012	SEP	MPK	Garbage	Apartment	921668	NOOMEN LARRY	734	LIVE OAK AVE		0	2.08	2.08	0.48	Active	Active	01/01/2000	
2012	SEP	MPK	Garbage	Commercial	957001	PHILLIPS BROOKS SCHOOL	2245	AVY AVE		12.99	25.98	12.99	3	Active	Active	04/27/1999	
2012	SEP	MPK	Garbage	Commercial	957167	KILROY REALTY	4300	BOHANNON DR		38.97	25.98	-12.99	-3	Active	Active	11/05/2004	

RECOLOGY SAN MATEO COUNTY
NET CHANGE REPORT - DETAIL
SEPTEMBER 2012

Year	Current Month	Franchise Code	Commodity	Account Type	Cust Number	Name	House #	Street Name	Apt #	Prev Month Volume	Current Month Volume	Monthly Net Change	Weekly Volume Change	Customer Status Last Month	Customer Status Current Month	Customer Start Date	Customer End Date
2012	SEP	MPK	Garbage	Commercial	957399	THE SALON	1133	CHESTNUT ST	MP	4.16	2.08	-2.08	-0.48	Active	Active	03/01/1986	
2012	SEP	MPK	Garbage	Commercial	957753	WESTERN SKATE SALES	189	CONSTITUTION DR		12.99	0	-12.99	-3	Active	Stopped	08/29/1979	09/13/2012
2012	SEP	MPK	Garbage	Commercial	961094	CAFE ZOE	1929	MENALTO AVE		1.39	0	-1.39	-0.32	Active	Active	06/24/2008	
2012	SEP	MPK	Garbage	Commercial	961425	MENLO ATHERTON CO-OP PF	802	MIDDLE AVE		0	2.77	2.77	0.64	Active	Active	04/01/2001	
2012	SEP	MPK	Garbage	Commercial	961508	MIKE'S CAFE-MENLO PARK	150	MIDDLEFIELD RD		12.99	0	-12.99	-3	Active	Stopped	03/10/2003	09/04/2012
2012	SEP	MPK	Garbage	Commercial	961557	POLLOCH FINANCIAL - MOP	321	MIDDLEFIELD RD		64.95	12.99	-51.96	-12	Active	Active	10/06/2008	
2012	SEP	MPK	Garbage	Commercial	961771	VALLOMBROSA CENTER	250	OAK GROVE AVE		25.98	12.99	-12.99	-3	Active	Active	02/01/1983	
2012	SEP	MPK	Garbage	Commercial	962357	PARSONS MFG CO	1055	OBRIEN DR		17.32	0	-17.32	-4	Active	Stopped	04/15/1983	09/11/2012
2012	SEP	MPK	Garbage	Apartment	964783	DULING CRAIG	16	WAVERLEY CT		2.08	0	-2.08	-0.48	Active	Stopped	04/01/2000	09/28/2012
2012	SEP	MPK	Garbage	Apartment	964973	DULING CRAIG	331	WAVERLEY ST		2.08	0	-2.08	-0.48	Active	Stopped	02/01/1983	09/27/2012
2012	SEP	MPK	Garbage	Commercial	1143015	OBRIEN DRIVE PORTFOLO, LI	1140	OBRIEN DR		25.98	51.96	25.98	6	Active	Active	03/02/2011	
2012	SEP	MPK	Garbage	Commercial	1151968	PACIFIC BIOSCIENCES	1010	HAMILTON CT		51.96	17.32	-34.64	-8	Active	Active	03/30/2011	
2012	SEP	MPK	Garbage	Commercial	1262799	PACIFIC BIOSCIENCES	1005	HAMILTON CT		51.96	34.64	-17.32	-4	Active	Active	03/01/2012	
2012	SEP	MPK	Garbage	Apartment	1274232	NOONEN,LARRY	560	UNIVERSITY DR		2.08	0	-2.08	-0.48	Active	Active	05/29/2012	
2012	SEP	MPK	Garbage	Commercial	1310648	AJ TUTORING	1155	CRANE ST	1	0	0.69	0.69	0.16	New	New	09/11/2012	
2012	SEP	MPK	Garbage	Commercial	1311745	FACEBOOK INC	1105	HAMILTON CT		0	77.94	77.94	18	New	New	09/17/2012	
2012	SEP	MPK	Garbage	Commercial	1312834	GOODWILL #5223	711	SANTA CRUZ AVE		0	2.08	2.08	0.48	New	New	09/19/2012	
2012	SEP	MPK	Garbage	Commercial	1314285	LOVAZZANO	189	CONSTITUTION DR		0	0.69	0.69	0.16	New	New	09/24/2012	
Garbage Total										332.73	275.73	-57					
2012	SEP	MPK	Organics	Commercial	961425	MENLO ATHERTON CO-OP PF	802	MIDDLE AVE		0	1.39	1.39	0.32	Active	Active	04/01/2001	
2012	SEP	MPK	Organics	Commercial	964288	ST RAYMONDS SCHOOL	1100	SANTA CRUZ AVE		4.16	0	-4.16	-0.96	Active	Active	02/04/1983	
2012	SEP	MPK	Organics	Apartment	1298009	HUFFMAN, SCOTT & VIRGINIA	847	ROBLE AVE		0	2.08	2.08	0.48	New	Active	08/02/2012	
2012	SEP	MPK	Organics	Commercial	1311745	FACEBOOK INC	1105	HAMILTON CT		0	77.94	77.94	18	New	New	09/17/2012	
Organics Total										4.16	81.41	77.25					
2012	SEP	MPK	Recycling	Apartment	921478	GILBERT W	1039	FREMONT ST		0	2.08	2.08	0.48	Active	Active	11/06/2001	
2012	SEP	MPK	Recycling	Apartment	921965	RICH, PENELOPE	1047	NOEL DR		8.31	0	-8.31	-1.92	Active	Active	09/01/2007	
2012	SEP	MPK	Recycling	Commercial	956664	TARLTON PROPERTIES	1555	ADAMS DR		25.98	38.97	12.99	3	Active	Active	05/31/2006	
2012	SEP	MPK	Recycling	Commercial	956680	MENLO BUSINESS PARK LLC	1605	ADAMS DR		86.6	64.95	-21.65	-5	Active	Active	07/07/2009	
2012	SEP	MPK	Recycling	Commercial	957134	NETWORK VIDEO TECHNOLO	4005	BOHANNON DR		17.32	12.99	-4.33	-1	Active	Active	09/05/2003	
2012	SEP	MPK	Recycling	Commercial	957555	135 COMMONWEALTH ASSOC	135	COMMONWEALTH DR		19.4	15.07	-4.33	-1	Active	Active	02/19/2008	
2012	SEP	MPK	Recycling	Commercial	957753	WESTERN SKATE SALES	189	CONSTITUTION DR		17.32	0	-17.32	-4	Active	Stopped	08/29/1979	09/13/2012
2012	SEP	MPK	Recycling	Apartment	960880	LISA RYAN	845	LIVE OAK AVE		2.08	0	-2.08	-0.48	Active	Active	08/02/1999	
2012	SEP	MPK	Recycling	Commercial	961425	MENLO ATHERTON CO-OP PF	802	MIDDLE AVE		0	2.08	2.08	0.48	Active	Active	04/01/2001	
2012	SEP	MPK	Recycling	Commercial	961508	MIKE'S CAFE-MENLO PARK	150	MIDDLEFIELD RD		17.32	0	-17.32	-4	Active	Stopped	03/10/2003	09/04/2012
2012	SEP	MPK	Recycling	Commercial	961557	POLLOCH FINANCIAL - MOP	321	MIDDLEFIELD RD		38.97	64.95	25.98	6	Active	Active	10/06/2008	
2012	SEP	MPK	Recycling	Commercial	961573	HOPE SERVICES	345	MIDDLEFIELD RD		103.92	129.9	25.98	6	Active	Active	09/30/1984	
2012	SEP	MPK	Recycling	Commercial	962357	PARSONS MFG CO	1055	OBRIEN DR		8.66	0	-8.66	-2	Active	Stopped	04/15/1983	09/11/2012
2012	SEP	MPK	Recycling	Apartment	964270	THE DANTE & MARY GIOSSO	1085	SANTA CRUZ AVE	109	8.31	0	-8.31	-1.92	Active	Active	10/01/2002	
2012	SEP	MPK	Recycling	Apartment	964783	DULING CRAIG	16	WAVERLEY CT		6.24	0	-6.24	-1.44	Active	Stopped	04/01/2000	09/28/2012
2012	SEP	MPK	Recycling	Apartment	964973	DULING CRAIG	331	WAVERLEY ST		4.16	0	-4.16	-0.96	Active	Stopped	01/16/2001	09/27/2012
2012	SEP	MPK	Recycling	Commercial	1081876	PHAMACA INTEGRATED PHAF	871	SANTA CRUZ AVE		12.99	38.97	25.98	6	Active	Active	11/05/2010	
2012	SEP	MPK	Recycling	Commercial	1143015	OBRIEN DRIVE PORTFOLO, LI	1140	OBRIEN DR		25.98	51.96	25.98	6	Active	Active	03/02/2011	
2012	SEP	MPK	Recycling	Apartment	1274232	NOONEN,LARRY	560	UNIVERSITY DR		6.24	0	-6.24	-1.44	Active	Active	05/29/2012	
2012	SEP	MPK	Recycling	Apartment	1298009	HUFFMAN, SCOTT & VIRGINIA	847	ROBLE AVE		0	6.24	6.24	1.44	New	Active	08/02/2012	
2012	SEP	MPK	Recycling	Commercial	1310648	AJ TUTORING	1155	CRANE ST	1	0	0.69	0.69	0.16	New	New	09/11/2012	
2012	SEP	MPK	Recycling	Commercial	1311745	FACEBOOK INC	1105	HAMILTON CT		0	77.94	77.94	18	New	New	09/17/2012	
Recycling Total										409.8	506.79	96.99					
2012	SEP	NFO	Garbage	Commercial	1002799	SYNERGY MECHANICAL CON	2466	BAY RD	A	2.08	0	-2.08	-0.48	Active	Stopped	04/17/2007	09/13/2012
2012	SEP	NFO	Garbage	Commercial	1003425	AYAR PRODUCE & MEAT MAR	2727	EL CAMINO REAL		8.66	0	-8.66	-2	Active	Stopped	02/13/2006	09/02/2012
2012	SEP	NFO	Garbage	Commercial	1003482	LAURA C TEKSLER, BORIS TE	2797	EL CAMINO REAL		2.08	0	-2.08	-0.48	Active	Stopped	02/02/2005	08/31/2012
2012	SEP	NFO	Garbage	Commercial	1004191	STRIKER AUTO BODY	830	KAYNYNE ST		4.33	0	-4.33	-1	Active	Stopped	04/08/2004	09/18/2012
2012	SEP	NFO	Garbage	Apartment	1005479	GABRIEL FRIEL	153	NORTHUMBERLAND # 159		8.66	2.77	-5.89	-1.36	Active	Active	06/20/1991	
2012	SEP	NFO	Garbage	Commercial	1006139	BARK PARK INC.	840	SWEENEY AVE		1.39	0	-1.39	-0.32	Active	Stopped	04/01/1996	09/14/2012

RECOLOGY SAN MATEO COUNTY
NET CHANGE REPORT - DETAIL
SEPTEMBER 2012

Year	Current Month	Franchise Code	Commodity	Account Type	Cust Number	Name	House #	Street Name	Apt #	Prev Month Volume	Current Month Volume	Monthly Net Change	Weekly Volume Change	Customer Status Last Month	Customer Status Current Month	Customer Start Date	Customer End Date
2012	SEP	NFO	Garbage	Commercial	1242700	LAUREL ENTERPRISES LLC	3250	MIDDLEFIELD RD		4.33	0	-4.33	-1	Active	Stopped	01/31/2012	09/04/2012
2012	SEP	NFO	Garbage	Commercial	1283092	FUMES, ROSA	2853	EL CAMINO REAL		0.69	0	-0.69	-0.16	Active	Stopped	06/20/2012	09/12/2012
2012	SEP	NFO	Garbage	Commercial	1307461	AURIGUI, ANGELO	2660	BAY RD		0	2.08	2.08	0.48		New	09/04/2012	
2012	SEP	NFO	Garbage	Commercial	1308931	AYAR PRODUCE & MEAT MAR	2727	EL CAMINO REAL		0	8.66	8.66	2		New	09/02/2012	
2012	SEP	NFO	Garbage	Commercial	1308949	WALTER BOW ENT,INC	2797	EL CAMINO REAL		0	2.08	2.08	0.48		New	09/03/2012	
2012	SEP	NFO	Garbage	Commercial	1310317	PENNISULA DOORS INC	2682	MIDDLEFIELD RD	B	0	8.66	8.66	2		New	09/13/2012	
2012	SEP	NFO	Garbage	Commercial	1310614	MI PERU PRODUCTS IMPORT	2487	SPRING ST	1	0	1.39	1.39	0.32		New	09/11/2012	
2012	SEP	NFO	Garbage	Commercial	1312651	BARK PARK LLC	840	SWEENEY AVE		0	1.39	1.39	0.32		New	09/21/2012	
2012	SEP	NFO	Garbage	Commercial	1313600	STRIKER COLLISION	830	KAYNYNE ST		0	4.33	4.33	1		New	09/25/2012	
Garbage Total										32.22	31.36	-0.86					
2012	SEP	NFO	Organics	Commercial	1003482	LAURA C TEKSLER, BORIS TE	2797	EL CAMINO REAL		4.33	0	-4.33	-1	Active	Stopped	02/02/2005	08/31/2012
2012	SEP	NFO	Organics	Apartment	1004225	BOUNTOUVAS, STEVE	11	KRAMER LN		0	1.39	1.39	0.32	Active	Active	02/07/1989	
2012	SEP	NFO	Organics	Commercial	1308949	WALTER BOW ENT,INC	2797	EL CAMINO REAL		0	4.33	4.33	1		New	09/03/2012	
Organics Total										4.33	5.72	1.39					
2012	SEP	NFO	Recycling	Commercial	1002740	H J MALONE ASSOCIATES	2220	BAY RD		34.64	25.98	-8.66	-2	Active	Active	06/22/1984	
2012	SEP	NFO	Recycling	Commercial	1002799	SYNERGY MECHANICAL CON	2466	BAY RD	A	2.08	0	-2.08	-0.48	Active	Stopped	04/17/2007	09/13/2012
2012	SEP	NFO	Recycling	Commercial	1003425	AYAR PRODUCE & MEAT MAR	2727	EL CAMINO REAL		2.08	0	-2.08	-0.48	Active	Stopped	02/13/2006	09/02/2012
2012	SEP	NFO	Recycling	Commercial	1003482	LAURA C TEKSLER, BORIS TE	2797	EL CAMINO REAL		8.66	0	-8.66	-2	Active	Stopped	02/02/2005	08/31/2012
2012	SEP	NFO	Recycling	Commercial	1004100	RONEDA MACHINE WORKS	814	HURLINGAME AVE		2.08	0	-2.08	-0.48	Active	Active	10/19/2004	
2012	SEP	NFO	Recycling	Commercial	1004191	STRIKER AUTO BODY	830	KAYNYNE ST		8.66	0	-8.66	-2	Active	Stopped	04/08/2004	09/18/2012
2012	SEP	NFO	Recycling	Commercial	1005313	LAS PARILLAS RESTAURANT	3282	MIDDLEFIELD RD		0	8.66	8.66	2	Active	Active	04/11/1991	
2012	SEP	NFO	Recycling	Commercial	1006139	BARK PARK INC.	840	SWEENEY AVE		1.39	0	-1.39	-0.32	Active	Stopped	04/01/1996	09/14/2012
2012	SEP	NFO	Recycling	Apartment	1006618	R.R. KLIEWER	55	5TH AVE		77.94	51.96	-25.98	-6	Active	Active	01/27/1994	
2012	SEP	NFO	Recycling	Commercial	1122969	EDISON TECHNOLOGY PARK	3515	EDISON WAY	B	51.96	90.93	38.97	9	Active	Active	01/01/2011	
2012	SEP	NFO	Recycling	Commercial	1242700	LAUREL ENTERPRISES LLC	3250	MIDDLEFIELD RD		8.66	0	-8.66	-2	Active	Stopped	01/31/2012	09/04/2012
2012	SEP	NFO	Recycling	Commercial	1283092	FUMES, ROSA	2853	EL CAMINO REAL		1.39	0	-1.39	-0.32	Active	Stopped	06/20/2012	09/12/2012
2012	SEP	NFO	Recycling	Commercial	1307461	AURIGUI, ANGELO	2660	BAY RD		0	2.08	2.08	0.48		New	09/04/2012	
2012	SEP	NFO	Recycling	Commercial	1308931	AYAR PRODUCE & MEAT MAR	2727	EL CAMINO REAL		0	2.08	2.08	0.48		New	09/02/2012	
2012	SEP	NFO	Recycling	Commercial	1308949	WALTER BOW ENT,INC	2797	EL CAMINO REAL		0	8.66	8.66	2		New	09/03/2012	
2012	SEP	NFO	Recycling	Commercial	1310614	MI PERU PRODUCTS IMPORT	2487	SPRING ST	1	0	4.16	4.16	0.96		New	09/11/2012	
2012	SEP	NFO	Recycling	Commercial	1312651	BARK PARK LLC	840	SWEENEY AVE		0	1.39	1.39	0.32		New	09/21/2012	
2012	SEP	NFO	Recycling	Commercial	1313600	STRIKER COLLISION	830	KAYNYNE ST		0	8.66	8.66	2		New	09/25/2012	
Recycling Total										199.54	204.56	5.02					
2012	SEP	RWC	Garbage	Apartment	923037	AUREA BAZAN	619	BUCKEYE ST		4.16	8.66	4.5	1.04	Active	Active	04/08/2009	
2012	SEP	RWC	Garbage	Apartment	923714	ALEX MC GOWAN	1492	EBENER ST		14.55	10.39	-4.16	-0.96	Active	Active	01/01/1996	
2012	SEP	RWC	Garbage	Commercial	966465	BOARDWALK MOTOR CAR GF	1	BAIR ISLAND RD		64.95	77.94	12.99	3	Active	Active	12/08/2009	
2012	SEP	RWC	Garbage	Commercial	966622	WOODSIDE TECH	720	BAY RD		86.6	0	-86.6	-20	Active	Stopped	05/01/2003	09/17/2012
2012	SEP	RWC	Garbage	Commercial	966630	TYCO THERMAL CNTRLS	2501	BAY RD		25.98	0	-25.98	-6	Active	Stopped	12/01/1983	09/13/2012
2012	SEP	RWC	Garbage	Commercial	967372	WESTPORT OFFICE PARK LLC	2400	BRIDGE PKWY		173.2	0	-173.2	-40	Active	Active	08/19/2005	
2012	SEP	RWC	Garbage	Commercial	967380	WESTPORT OFFICE PARK LLC	3000	BRIDGE PKWY		64.95	0	-64.95	-15	Active	Active	08/19/2005	
2012	SEP	RWC	Garbage	Commercial	967869	CASPIAN HI LINE CARS	1611	BROADWAY ST		1.39	0	-1.39	-0.32	Active	Active	01/01/1996	
2012	SEP	RWC	Garbage	Commercial	967968	SEQUOIA CATERING	1695	BROADWAY ST		1.39	0	-1.39	-0.32	Active	Stopped	12/12/1983	08/31/2012
2012	SEP	RWC	Garbage	Commercial	969147	CONTINENTAL TOOL CO.,INC.	20	CHEMICAL WAY	A	25.98	0	-25.98	-6	Active	Stopped	02/04/1999	09/04/2012
2012	SEP	RWC	Garbage	Commercial	969196	MYO SCIENCE	525	CHESAPEAKE DR		4.33	0	-4.33	-1	Active	Stopped	06/01/2007	09/17/2012
2012	SEP	RWC	Garbage	Apartment	969741	PENINSULA LANDING	401	CORK HARBOUR CIR		164.54	173.2	8.66	2	Active	Active	03/28/1988	
2012	SEP	RWC	Garbage	Apartment	970004	VIRGINIA FRECKLEPONDDS	115	DUANE ST		2.08	0	-2.08	-0.48	Active	Active	01/13/1995	
2012	SEP	RWC	Garbage	Commercial	970756	ARTON MANAGEMENT	570	EL CAMINO REAL		8.66	17.32	8.66	2	Active	Active	05/08/1995	
2012	SEP	RWC	Garbage	Commercial	971390	ROOSEVELT LIQUOR & GROC	1700	EL CAMINO REAL		0.43	1.39	0.96	0.22	Active	Active	08/10/2004	
2012	SEP	RWC	Garbage	Commercial	971473	JORGE GARCIA	1812	EL CAMINO REAL	1/2	0.69	0	-0.69	-0.16	Active	Stopped	05/01/2007	09/04/2012
2012	SEP	RWC	Garbage	Apartment	972976	HOPKINS MANOR	1235	HOPKINS AVE		25.98	38.97	12.99	3	Active	Active	03/20/1992	
2012	SEP	RWC	Garbage	Apartment	973123	1614 REDWOOD ACRES	1614	HUDSON ST		69.28	60.62	-8.66	-2	Active	Active	01/01/1996	
2012	SEP	RWC	Garbage	Commercial	973297	WESTPORT OFFICE PARK, LL	975	ISLAND DR		77.94	0	-77.94	-18	Active	Active	08/18/2005	
2012	SEP	RWC	Garbage	Commercial	974345	FIRST MAIN REDWOOD CITY I	369	MAIN ST		16.63	12.47	-4.16	-0.96	Active	Active	05/01/2007	

RECOLOGY SAN MATEO COUNTY
NET CHANGE REPORT - DETAIL
SEPTEMBER 2012

Year	Current Month	Franchise Code	Commodity	Account Type	Cust Number	Name	House #	Street Name	Apt #	Prev Month Volume	Current Month Volume	Monthly Net Change	Weekly Volume Change	Customer Status Last Month	Customer Status Current Month	Customer Start Date	Customer End Date
2012	SEP	RWC	Garbage	Commercial	974543	SAVERS #1007	875	MAIN ST		454.65	545.58	90.93	21	Active	Active	06/27/1987	
2012	SEP	RWC	Garbage	Commercial	975920	FP INTERNATIONAL	1090	MILLS WAY		25.98	0	-25.98	-6	Active	Stopped	01/10/1998	09/04/2012
2012	SEP	RWC	Garbage	Commercial	976308	DRIVERS LICENSE GUIDE CO	1492	ODDSTAD DR		12.99	0	-12.99	-3	Active	Active	05/25/1988	
2012	SEP	RWC	Garbage	Commercial	976720	DIANNE SILVESTRI	550	PRICE AVE		12.99	8.66	-4.33	-1	Active	Active	02/19/2008	
2012	SEP	RWC	Garbage	Commercial	977959	POTTER DRILLING, INC	599	SEAPORT BLVD		4.33	0	-4.33	-1	Active	Active	09/22/2009	
2012	SEP	RWC	Garbage	Commercial	978064	ABBOTT BIOTHERAPEUTICS	1500	SEAPORT BLVD		77.94	51.96	-25.98	-6	Active	Active	11/09/2007	
2012	SEP	RWC	Garbage	Commercial	978197	PORTSIDE INVESTORS	460	SEAPORT CT	509	34.64	43.3	8.66	2	Active	Active	11/01/1995	
2012	SEP	RWC	Garbage	Commercial	979567	UNITED RETAIL #633	344	WALNUT ST		25.98	0	-25.98	-6	Active	Stopped	05/01/1991	08/31/2012
2012	SEP	RWC	Garbage	Commercial	980144	BEAUTY AVENUE	322	WOODSIDE PLAZA		8.66	0	-8.66	-2	Active	Stopped	11/19/2003	08/31/2012
2012	SEP	RWC	Garbage	Apartment	1034578	KENNY REALTY	1	OLIVE CT		77.94	34.64	-43.3	-10	Active	Active	09/07/2010	
2012	SEP	RWC	Garbage	Apartment	1091347	REDWOOD MOBILE ESTATES	2053	E BAYSHORE RD	051	0.69	0.43	-0.26	-0.06	Active	Active	01/01/2011	
2012	SEP	RWC	Garbage	Commercial	1139187	BROADWAY 76	1603	BROADWAY ST		4.33	8.66	4.33	1	Active	Active	02/16/2011	
2012	SEP	RWC	Garbage	Commercial	1150606	ROOSEVELT SHELL	2108	ROOSEVELT AVE		4.33	0	-4.33	-1	Active	Stopped	04/01/2011	09/14/2012
2012	SEP	RWC	Garbage	Apartment	1159581	HORSESHOE INVESTORS	618	BUCKEYE ST		8.66	0	-8.66	-2	Active	Stopped	04/22/2011	09/06/2012
2012	SEP	RWC	Garbage	Apartment	1159599	HORSESHOE INVESTORS	626	BUCKEYE ST		8.66	0	-8.66	-2	Active	Stopped	04/22/2011	09/05/2012
2012	SEP	RWC	Garbage	Apartment	1159607	HORSESHOE INVESTORS	634	BUCKEYE ST		8.66	0	-8.66	-2	Active	Stopped	04/22/2011	09/05/2012
2012	SEP	RWC	Garbage	Commercial	1181841	ABC COMPANIES	3508	HAVEN AVE		12.99	0	-12.99	-3	Active	Active	07/06/2011	
2012	SEP	RWC	Garbage	Apartment	1213073	CAMINAR	240	LINDEN ST		31.18	18.71	-12.47	-2.88	Active	Active	10/10/2011	
2012	SEP	RWC	Garbage	Apartment	1216605	CHING, ALTON	2946	BROADWAY ST		0.69	1.39	0.7	0.16	Active	Active	10/25/2011	
2012	SEP	RWC	Garbage	Commercial	1238534	SOUTH BAY SYSTEM AUTHOF	1400	RADIO RD		41.05	0	-41.05	-9.48	Active	Stopped	09/10/2011	09/10/2012
2012	SEP	RWC	Garbage	Apartment	1259506	BT PROPERTIES	2451	MIDDLEFIELD RD		25.98	17.32	-8.66	-2	Active	Active	04/04/2012	
2012	SEP	RWC	Garbage	Commercial	1275437	MENTAL HEALTH ASSOCIATIC	104	CEDAR ST		6.41	12.64	6.23	1.44	Active	Active	05/25/2012	
2012	SEP	RWC	Garbage	Commercial	1290410	SUPER WASH LLC	1509	MAIN ST	A	43.3	8.66	-34.64	-8	Active	Active	07/11/2012	
2012	SEP	RWC	Garbage	Commercial	1298694	BRISTOL MEYERS SQUIBB	700	BAY RD	A	34.64	103.92	69.28	16	New	Active	08/06/2012	
2012	SEP	RWC	Garbage	Commercial	1299007	PANDA ANIMAL DUMPLING	711	EL CAMINO REAL		0	4.33	4.33	1	New	Active	08/01/2012	
2012	SEP	RWC	Garbage	Commercial	1301621	POLLOCK FINANCIAL GROUP	350	MARINE PKWY		34.64	8.31	-26.33	-6.08	New	Active	08/01/2012	
2012	SEP	RWC	Garbage	Commercial	1303205	FG SHOWER DOOR	3520	HAVEN AVE	A	0	1.39	1.39	0.32	New	Active	08/22/2012	
2012	SEP	RWC	Garbage	Commercial	1306059	SIGN A RAMA	851	EL CAMINO REAL		0	4.33	4.33	1	New	New	09/05/2012	
2012	SEP	RWC	Garbage	Commercial	1306661	BEAUTY AVENUE	322	WOODSIDE PLAZA		0	8.66	8.66	2	Active	Active	09/01/2012	
2012	SEP	RWC	Garbage	Commercial	1308428	DICKSON & MARINE SERVICE	675	SEAPORT BLVD		0	17.32	17.32	4	New	New	09/04/2012	
2012	SEP	RWC	Garbage	Commercial	1309657	UPSTART MOBILE	816	HAMILTON ST		0	0.43	0.43	0.1	New	New	09/04/2012	
2012	SEP	RWC	Garbage	Apartment	1310309	LAHORI RAM LLC	618	BUCKEYE ST		0	8.66	8.66	2	New	New	09/06/2012	
2012	SEP	RWC	Garbage	Apartment	1310333	LAHORI RAM LLC	634	BUCKEYE ST		0	8.66	8.66	2	New	New	09/12/2012	
2012	SEP	RWC	Garbage	Apartment	1310556	LAHORI RAM LLC	626	BUCKEYE ST		0	8.66	8.66	2	New	New	09/12/2012	
2012	SEP	RWC	Garbage	Commercial	1310903	ZILI LI	1810	EL CAMINO REAL		0	0.43	0.43	0.1	New	New	09/11/2012	
2012	SEP	RWC	Garbage	Commercial	1311406	L L BROWN JEWELERS, INC.	820	MIDDLEFIELD RD		0	0.43	0.43	0.1	New	New	09/21/2012	
2012	SEP	RWC	Garbage	Commercial	1311786	SOUTH BAYSIDE SYSTEM AU	1406	RADIO RD		0	2.08	2.08	0.48	New	New	09/18/2012	
2012	SEP	RWC	Garbage	Commercial	1313022	KEET NERHAN	2108	ROOSEVELT AVE		0	4.33	4.33	1	New	New	09/21/2012	
2012	SEP	RWC	Garbage	Commercial	1313840	WOODSIDE TECH	720	BAY RD		0	25.98	25.98	6	New	New	09/18/2012	
2012	SEP	RWC	Garbage	Commercial	1314665	ECOMMERA, INC.	812	MIDDLEFIELD RD		0	0.43	0.43	0.1	New	New	09/28/2012	
2012	SEP	RWC	Garbage	Commercial	1316017	DBR CAR	122	CHESTNUT ST		0	0.43	0.43	0.1	New	New	09/25/2012	
Garbage Total										1836.02	1361.69	-474.33					
2012	SEP	RWC	Organics	Commercial	967828	RICKSHAW CHINESE FOOD	1483	BROADWAY ST		8.66	0	-8.66	-2	Active	Active	08/20/2009	
2012	SEP	RWC	Organics	Commercial	967968	SEQUOIA CATERING	1695	BROADWAY ST		4.33	0	-4.33	-1	Active	Stopped	12/12/1983	08/31/2012
2012	SEP	RWC	Organics	Commercial	970897	LA CASITA CHILANGA, INC	761	EL CAMINO REAL		12.99	8.66	-4.33	-1	Active	Active	02/02/2005	
2012	SEP	RWC	Organics	Commercial	972257	PERSEID THERAPEUTICS LLC	515	GALVESTON DR		25.98	0	-25.98	-6	Active	Active	03/01/1999	
2012	SEP	RWC	Organics	Apartment	974162	KYRIAKIS, STELLA	163	MADISON AVE		2.08	0	-2.08	-0.48	Active	Active	04/01/1996	
2012	SEP	RWC	Organics	Commercial	974253	REDWOOD CHURCH	837	MADISON AVE		8.31	0	-8.31	-1.92	Active	Active	10/14/1994	
2012	SEP	RWC	Organics	Commercial	975052	COUNTY OF SAN MATEO	1580	MAPLE ST		0	56.12	56.12	12.96	Active	Active	09/20/1984	
2012	SEP	RWC	Organics	Apartment	976159	CARROL, JAMES J	85	OAKWOOD DR		0	0.69	0.69	0.16	Active	Active	10/05/2009	
2012	SEP	RWC	Organics	Commercial	978064	ABBOTT BIOTHERAPEUTICS	1500	SEAPORT BLVD		0	8.66	8.66	2	Active	Active	11/09/2007	
2012	SEP	RWC	Organics	Commercial	979898	SEQUOIA HOSPITAL DISTRIC1	2900	WHIPPLE AVE		0	51.96	51.96	12	Active	Active	01/09/1995	
2012	SEP	RWC	Organics	Commercial	1301621	POLLOCK FINANCIAL GROUP	350	MARINE PKWY		0	8.66	8.66	2	New	Active	08/01/2012	

RECOLOGY SAN MATEO COUNTY
NET CHANGE REPORT - DETAIL
SEPTEMBER 2012

Year	Current Month	Franchise Code	Commodity	Account Type	Cust Number	Name	House #	Street Name	Apt #	Prev Month Volume	Current Month Volume	Monthly Net Change	Weekly Volume Change	Customer Status Last Month	Customer Status Current Month	Customer Start Date	Customer End Date
Organics Total										62.35	134.75	72.4					
2012	SEP	RWC	Recycling	Apartment	924712	MARJORIE MCNABB	231	LINCOLN AVE		4.16	0	-4.16	-0.96	Active	Active	04/29/2009	
2012	SEP	RWC	Recycling	Apartment	925669	HALL J. GONG	3252	ROLISON RD		2.08	0	-2.08	-0.48	Active	Active	03/22/1995	
2012	SEP	RWC	Recycling	Commercial	965871	SEQUOIA HOSPITAL	170	ALAMEDA DE LAS PUI		103.92	51.96	-51.96	-12	Active	Active	01/01/1996	
2012	SEP	RWC	Recycling	Commercial	966622	WOODSIDE TECH	720	BAY RD		12.99	0	-12.99	-3	Active	Stopped	05/01/2003	09/17/2012
2012	SEP	RWC	Recycling	Commercial	967257	THE BACK YARD COFFEE CO	965	BREWSTER AVE		8.66	4.16	-4.5	-1.04	Active	Active	03/01/2008	
2012	SEP	RWC	Recycling	Commercial	967356	WESTPORT OFFICE PARK LLC	1800	BRIDGE PKWY		17.32	12.99	-4.33	-1	Active	Active	08/18/2005	
2012	SEP	RWC	Recycling	Commercial	967372	WESTPORT OFFICE PARK LLC	2400	BRIDGE PKWY		25.98	0	-25.98	-6	Active	Active	08/19/2005	
2012	SEP	RWC	Recycling	Commercial	967968	SEQUOIA CATERING	1695	BROADWAY ST		25.98	0	-25.98	-6	Active	Stopped	12/12/1983	08/31/2012
2012	SEP	RWC	Recycling	Commercial	969147	CONTINENTAL TOOL CO.,INC.	20	CHEMICAL WAY	A	17.32	0	-17.32	-4	Active	Stopped	02/04/1999	09/04/2012
2012	SEP	RWC	Recycling	Commercial	969196	MYO SCIENCE	525	CHESAPEAKE DR		25.98	0	-25.98	-6	Active	Stopped	06/01/2007	09/17/2012
2012	SEP	RWC	Recycling	Commercial	972257	PERSEID THERAPEUTICS LLC	515	GALVESTON DR		28.06	54.04	25.98	6	Active	Active	03/01/1999	
2012	SEP	RWC	Recycling	Apartment	973123	1614 REDWOOD ACRES	1614	HUDSON ST		12.99	12.47	-0.52	-0.12	Active	Active	01/01/1996	
2012	SEP	RWC	Recycling	Commercial	973297	WESTPORT OFFICE PARK, LL	975	ISLAND DR		25.98	51.96	25.98	6	Active	Active	08/18/2005	
2012	SEP	RWC	Recycling	Apartment	973529	RICHARD KEYES	620	JEFFERSON AVE		4.16	2.08	-2.08	-0.48	Active	Active	01/01/1996	
2012	SEP	RWC	Recycling	Apartment	974048	SEQUOIA PLACE HOMEOWNE	601	LEAHY ST	100	6.24	8.66	2.42	0.56	Active	Active	08/13/2009	
2012	SEP	RWC	Recycling	Commercial	975920	FP INTERNATIONAL	1090	MILLS WAY		34.64	0	-34.64	-8	Active	Stopped	01/10/1998	09/04/2012
2012	SEP	RWC	Recycling	Apartment	976431	MITRA BERGLOFF	36	ORCHARD AVE		8.31	4.16	-4.15	-0.96	Active	Active	07/04/2001	
2012	SEP	RWC	Recycling	Commercial	976787	CAL STEAM SER 2508	604	PRICE AVE		25.98	51.96	25.98	6	Active	Active	01/07/2009	
2012	SEP	RWC	Recycling	Apartment	977280	LEYTE-VIDAL, TODD	1536	REGENT ST		10.39	0	-10.39	-2.4	Active	Active	12/21/2006	
2012	SEP	RWC	Recycling	Commercial	977959	POTTER DRILLING, INC	599	SEAPORT BLVD		2.08	0	-2.08	-0.48	Active	Active	09/22/2009	
2012	SEP	RWC	Recycling	Commercial	978064	ABBOTT BIOTHERAPEUTICS	1500	SEAPORT BLVD		73.61	125.57	51.96	12	Active	Active	11/09/2007	
2012	SEP	RWC	Recycling	Commercial	978189	SEAPORT CONFERENCE CEN	459	SEAPORT CT		5.54	6.24	0.7	0.16	Active	Active	02/13/1998	
2012	SEP	RWC	Recycling	Commercial	978197	PORTSIDE INVESTORS	460	SEAPORT CT	509	8.66	12.82	4.16	0.96	Active	Active	11/01/1995	
2012	SEP	RWC	Recycling	Commercial	978973	MESSIAH LUTHERAN CHURCH	1835	VALOTA RD		1.39	0	-1.39	-0.32	Active	Active	03/10/1988	
2012	SEP	RWC	Recycling	Commercial	979567	UNITED RETAIL #633	344	WALNUT ST		8.66	0	-8.66	-2	Active	Stopped	05/01/1991	08/31/2012
2012	SEP	RWC	Recycling	Commercial	980144	BEAUTY AVENUE	322	WOODSIDE PLAZA		17.32	0	-17.32	-4	Active	Stopped	11/19/2003	08/31/2012
2012	SEP	RWC	Recycling	Commercial	1125194	HCP REDWOOD CITY	300	SAGINAW DR		17.32	34.64	17.32	4	Active	Active	01/17/2011	
2012	SEP	RWC	Recycling	Commercial	1131846	CHARTER AUXILIARY FOR CH	1228	DOUGLAS AVE		17.32	12.99	-4.33	-1	Active	Active	01/25/2011	
2012	SEP	RWC	Recycling	Commercial	1150606	ROOSEVELT SHELL	2108	ROOSEVELT AVE		8.66	0	-8.66	-2	Active	Stopped	04/01/2011	09/14/2012
2012	SEP	RWC	Recycling	Apartment	1159581	HORSESHOE INVESTORS	618	BUCKEYE ST		8.31	0	-8.31	-1.92	Active	Stopped	04/22/2011	09/06/2012
2012	SEP	RWC	Recycling	Apartment	1159599	HORSESHOE INVESTORS	626	BUCKEYE ST		4.16	0	-4.16	-0.96	Active	Stopped	04/22/2011	09/05/2012
2012	SEP	RWC	Recycling	Apartment	1159607	HORSESHOE INVESTORS	634	BUCKEYE ST		4.16	0	-4.16	-0.96	Active	Stopped	04/22/2011	09/05/2012
2012	SEP	RWC	Recycling	Commercial	1165356	WESTPORT OFFICE PARK LLC	2200	BRIDGE PKWY		17.32	34.64	17.32	4	Active	Active	01/01/2011	
2012	SEP	RWC	Recycling	Commercial	1238534	SOUTH BAY SYSTEM AUTHOF	1400	RADIO RD		37.93	0	-37.93	-8.76	Active	Stopped	09/10/2011	09/10/2012
2012	SEP	RWC	Recycling	Commercial	1249150	PAPA JOHN'S PIZZA	1201	EL CAMINO REAL		12.99	25.98	12.99	3	Active	Active	02/29/2012	
2012	SEP	RWC	Recycling	Apartment	1267467	129 LINCOLN AVE APARTMEN	129	LINCOLN AVE		0	10.39	10.39	2.4	Active	Active	05/04/2012	
2012	SEP	RWC	Recycling	Commercial	1287036	PROPEL FUELS	690	BROADWAY ST		2.08	6.24	4.16	0.96	Active	Active	07/03/2012	
2012	SEP	RWC	Recycling	Commercial	1301621	POLLOCK FINANCIAL GROUP	350	MARINE PKWY		0	43.3	43.3	10	New	Active	08/01/2012	
2012	SEP	RWC	Recycling	Commercial	1306059	SIGN A RAMA	851	EL CAMINO REAL		0	2.08	2.08	0.48	New	New	09/05/2012	
2012	SEP	RWC	Recycling	Commercial	1306661	BEAUTY AVENUE	322	WOODSIDE PLAZA		0	17.32	17.32	4	Active	Active	09/01/2012	
2012	SEP	RWC	Recycling	Commercial	1308428	DICKSON & MARINE SERVICE	675	SEAPORT BLVD		0	17.32	17.32	4	New	New	09/04/2012	
2012	SEP	RWC	Recycling	Commercial	1309657	UPSTART MOBILE	816	HAMILTON ST		0	1.39	1.39	0.32	New	New	09/04/2012	
2012	SEP	RWC	Recycling	Apartment	1310309	LAHORI RAM LLC	618	BUCKEYE ST		0	8.31	8.31	1.92	New	New	09/06/2012	
2012	SEP	RWC	Recycling	Apartment	1310333	LAHORI RAM LLC	634	BUCKEYE ST		0	4.16	4.16	0.96	New	New	09/12/2012	
2012	SEP	RWC	Recycling	Apartment	1310556	LAHORI RAM LLC	626	BUCKEYE ST		0	4.16	4.16	0.96	New	New	09/12/2012	
2012	SEP	RWC	Recycling	Commercial	1310903	ZILI LI	1810	EL CAMINO REAL		0	1.39	1.39	0.32	New	New	09/11/2012	
2012	SEP	RWC	Recycling	Commercial	1311786	SOUTH BAYSIDE SYSTEM AU'	1406	RADIO RD		0	2.08	2.08	0.48	New	New	09/18/2012	
2012	SEP	RWC	Recycling	Commercial	1312594	ROCK TENN WASTE SVC	1087	EL CAMINO REAL		34.64	103.92	69.28	16	Active	Active	07/01/2012	
2012	SEP	RWC	Recycling	Commercial	1313022	KEET NERHAN	2108	ROOSEVELT AVE		0	8.66	8.66	2	New	New	09/21/2012	
2012	SEP	RWC	Recycling	Commercial	1313840	WOODSIDE TECH	720	BAY RD		0	25.98	25.98	6	New	New	09/18/2012	
2012	SEP	RWC	Recycling	Commercial	1314665	ECOMMERA, INC.	812	MIDDLEFIELD RD		0	2.08	2.08	0.48	New	New	09/28/2012	
2012	SEP	RWC	Recycling	Commercial	1316017	DBR CAR	122	CHESTNUT ST		0	2.08	2.08	0.48	New	New	09/25/2012	

RECOLOGY SAN MATEO COUNTY
NET CHANGE REPORT - DETAIL
SEPTEMBER 2012

Year	Current Month	Franchise Code	Commodity	Account Type	Cust Number	Name	House #	Street Name	Apt #	Prev Month Volume	Current Month Volume	Monthly Net Change	Weekly Volume Change	Customer Status Last Month	Customer Status Current Month	Customer Start Date	Customer End Date	
Recycling Total											683.29	768.18	84.89					
2012	SEP	SNC	Garbage	Apartment	927335	BOYD KEN	2700	MELENDY DR		5.54	11.08	5.54	1.28	Active	Active	03/01/1986		
2012	SEP	SNC	Garbage	Apartment	927574	THELMA KLEEBAUER	351	TORINO DR		12.47	8.66	-3.81	-0.88	Active	Active	06/19/2006		
2012	SEP	SNC	Garbage	Commercial	983023	HORIZON FOODS	973	E SAN CARLOS AVE		4.33	0	-4.33	-1	Active	Stopped	08/27/1997	09/18/2012	
2012	SEP	SNC	Garbage	Commercial	983031	NICHOLOSI DIST	975	E SAN CARLOS AVE		8.66	12.99	4.33	1	Active	Active	04/30/2002		
2012	SEP	SNC	Garbage	Commercial	985614	A3 TILE	888	INDUSTRIAL RD		4.33	0	-4.33	-1	Active	Stopped	10/12/2009	09/24/2012	
2012	SEP	SNC	Garbage	Commercial	986539	CELLERANT THERAPEUTICS	1561	INDUSTRIAL RD		25.98	34.64	8.66	2	Active	Active	12/15/2005		
2012	SEP	SNC	Garbage	Apartment	986745	MEI SUM CHEN	188	LAUREL ST	198	6.24	0	-6.24	-1.44	Active	Stopped	08/03/1998	09/09/2012	
2012	SEP	SNC	Garbage	Commercial	988162	KATHE'S STYLE	1357	LAUREL ST		0.69	0	-0.69	-0.16	Active	Stopped	12/16/1998	08/31/2012	
2012	SEP	SNC	Garbage	Commercial	990432	PCS	541	TAYLOR WAY	3	4.33	2.08	-2.25	-0.52	Active	Active	04/17/2007		
2012	SEP	SNC	Garbage	Commercial	990788	INSIGHT MANUFACTURING S	968	TERMINAL WAY		8.66	0	-8.66	-2	Active	Stopped	07/22/2004	09/06/2012	
2012	SEP	SNC	Garbage	Commercial	991034	RSS ARCHITECTURE, INC	501	WALNUT ST		0	0.69	0.69	0.16	Active	Active	11/16/2004		
2012	SEP	SNC	Garbage	Commercial	1020163	THE SANDWICH SPOT	1312	LAUREL ST	A	2.08	8.66	6.58	1.52	Active	Active	08/05/2010		
2012	SEP	SNC	Garbage	Commercial	1021666	SOUND SERVICE	90	GLENN WAY	5	0.69	0	-0.69	-0.16	Active	Stopped	08/05/2010	09/26/2012	
2012	SEP	SNC	Garbage	Commercial	1022797	PURE FOODS INC	830	BRANSTEN RD	H	2.08	0	-2.08	-0.48	Active	Stopped	08/05/2010	08/31/2012	
2012	SEP	SNC	Garbage	Commercial	1024140	DAVID BALBI	1100	INDUSTRIAL RD	10	1.39	0	-1.39	-0.32	Active	Stopped	08/05/2010	09/20/2012	
2012	SEP	SNC	Garbage	Commercial	1065655	RSNA UNION BANK OF CA	799	LAUREL ST		4.16	2.77	-1.39	-0.32	Active	Active	09/07/2010		
2012	SEP	SNC	Garbage	Commercial	1223379	JULIANA /MAXIMILIANO	1431	OLD COUNTY RD		0.69	0	-0.69	-0.16	Active	Stopped	11/15/2011	09/28/2012	
2012	SEP	SNC	Garbage	Commercial	1229806	SUNERGEN TECHNOLOGY	100	GLENN WAY	5	0.43	0	-0.43	-0.1	Active	Active	12/13/2011		
2012	SEP	SNC	Garbage	Commercial	1238799	BELLAGIO NAIL & SPA	1784	EL CAMINO REAL		1.39	0	-1.39	-0.32	Active	Stopped	01/12/2012	09/06/2012	
2012	SEP	SNC	Garbage	Commercial	1306380	INSIGHT MFG SVCS	1052	AMERICAN ST		0	8.66	8.66	2	New	New	09/04/2012		
2012	SEP	SNC	Garbage	Commercial	1307537	PONTLANET LLC	848	BRITTAN AVE		0	1.39	1.39	0.32	New	New	09/06/2012		
2012	SEP	SNC	Garbage	Commercial	1308980	ELLEN CHEN	1357	LAUREL ST		0	0.69	0.69	0.16	New	New	09/05/2012		
2012	SEP	SNC	Garbage	Commercial	1309145	THERMO ESSENCE TECH	871	INDUSTRIAL RD	L	0	2.08	2.08	0.48	New	New	09/05/2012		
2012	SEP	SNC	Garbage	Commercial	1311075	BELLAGIO NAIL SPA	1784	EL CAMINO REAL		0	0.69	0.69	0.16	New	New	09/13/2012		
2012	SEP	SNC	Garbage	Apartment	1312099	BUCKLEY, SALLY	188	LAUREL ST	198	0	6.24	6.24	1.44	New	New	09/10/2012		
2012	SEP	SNC	Garbage	Commercial	1313634	A-Z HANDYMAN SERVICES	90	GLENN WAY	10	0	0.69	0.69	0.16	New	New	09/25/2012		
Garbage Total											94.14	102.01	7.87					
2012	SEP	SNC	Organics	Apartment	926576	HAND INC	1244	CHERRY ST		0.69	0	-0.69	-0.16	Active	Active	06/09/1995		
2012	SEP	SNC	Organics	Apartment	982637	REDWOOD COURT HOA	644	CHESTNUT ST		0	1.39	1.39	0.32	Active	Active	02/12/1993		
2012	SEP	SNC	Organics	Apartment	988220	STOCUM/BALESTRINI	1470	LAUREL ST		0	0.69	0.69	0.16	Active	Active	03/17/1989		
2012	SEP	SNC	Organics	Commercial	1020163	THE SANDWICH SPOT	1312	LAUREL ST	A	4.16	1.39	-2.77	-0.64	Active	Active	08/05/2010		
Organics Total											4.85	3.47	-1.38					
2012	SEP	SNC	Recycling	Apartment	926501	ANNE PARIANI	624	CEDAR ST		0	1.39	1.39	0.32	Active	Active	03/01/1986		
2012	SEP	SNC	Recycling	Apartment	927335	BOYD KEN	2700	MELENDY DR		4.16	8.31	4.15	0.96	Active	Active	03/01/1986		
2012	SEP	SNC	Recycling	Commercial	981910	ARDENT IMPRESSIONS	831	BRANSTEN RD	L	10.05	1.39	-8.66	-2	Active	Active	08/25/2009		
2012	SEP	SNC	Recycling	Commercial	983023	HORIZON FOODS	973	E SAN CARLOS AVE		51.96	0	-51.96	-12	Active	Stopped	08/27/1997	09/18/2012	
2012	SEP	SNC	Recycling	Commercial	983031	NICHOLOSI DIST	975	E SAN CARLOS AVE		1.39	2.08	0.69	0.16	Active	Active	04/30/2002		
2012	SEP	SNC	Recycling	Commercial	985119	BAY AREA CUSTOM HOMES	611	INDUSTRIAL RD	1	4.16	2.08	-2.08	-0.48	Active	Active	11/23/2009		
2012	SEP	SNC	Recycling	Apartment	986745	MEI SUM CHEN	188	LAUREL ST	198	6.24	0	-6.24	-1.44	Active	Stopped	08/03/1998	09/09/2012	
2012	SEP	SNC	Recycling	Commercial	988162	KATHE'S STYLE	1357	LAUREL ST		1.39	0	-1.39	-0.32	Active	Stopped	12/16/1998	08/31/2012	
2012	SEP	SNC	Recycling	Commercial	990788	INSIGHT MANUFACTURING S	968	TERMINAL WAY		8.66	0	-8.66	-2	Active	Stopped	07/22/2004	09/06/2012	
2012	SEP	SNC	Recycling	Commercial	1021666	SOUND SERVICE	90	GLENN WAY	5	4.16	0	-4.16	-0.96	Active	Stopped	08/05/2010	09/26/2012	
2012	SEP	SNC	Recycling	Commercial	1022797	PURE FOODS INC	830	BRANSTEN RD	H	1.39	0	-1.39	-0.32	Active	Stopped	08/05/2010	08/31/2012	
2012	SEP	SNC	Recycling	Commercial	1024140	DAVID BALBI	1100	INDUSTRIAL RD	10	2.08	0	-2.08	-0.48	Active	Stopped	08/05/2010	09/20/2012	
2012	SEP	SNC	Recycling	Commercial	1065655	RSNA UNION BANK OF CA	799	LAUREL ST		0	1.39	1.39	0.32	Active	Active	09/07/2010		
2012	SEP	SNC	Recycling	Commercial	1149293	NOB HILL CATERING	601	TAYLOR WAY		0	25.98	25.98	6	Active	Active	03/21/2011		
2012	SEP	SNC	Recycling	Commercial	1223379	JULIANA /MAXIMILIANO	1431	OLD COUNTY RD		1.39	0	-1.39	-0.32	Active	Stopped	11/15/2011	09/28/2012	
2012	SEP	SNC	Recycling	Commercial	1229806	SUNERGEN TECHNOLOGY	100	GLENN WAY	5	2.08	0	-2.08	-0.48	Active	Active	12/13/2011		
2012	SEP	SNC	Recycling	Commercial	1238799	BELLAGIO NAIL & SPA	1784	EL CAMINO REAL		2.77	0	-2.77	-0.64	Active	Stopped	01/12/2012	09/06/2012	
2012	SEP	SNC	Recycling	Commercial	1295849	NATURE BOX INC	1056	COMMERCIAL ST		4.33	8.66	4.33	1	New	Active	08/01/2012		
2012	SEP	SNC	Recycling	Commercial	1303379	ROCKIN JUMP	401	QUARRY RD		0	25.98	25.98	6	New	Active	08/20/2012		
2012	SEP	SNC	Recycling	Commercial	1306380	INSIGHT MFG SVCS	1052	AMERICAN ST		0	8.66	8.66	2	New	New	09/04/2012		

RECOLOGY SAN MATEO COUNTY
NET CHANGE REPORT - DETAIL
SEPTEMBER 2012

Year	Current Month	Franchise Code	Commodity	Account Type	Cust Number	Name	House #	Street Name	Apt #	Prev Month Volume	Current Month Volume	Monthly Net Change	Weekly Volume Change	Customer Status Last Month	Customer Status Current Month	Customer Start Date	Customer End Date
2012	SEP	SNC	Recycling	Commercial	1307537	PONTLANET LLC	848	BRITTAN AVE		0	4.16	4.16	0.96		New	09/06/2012	
2012	SEP	SNC	Recycling	Commercial	1308980	ELLEN CHEN	1357	LAUREL ST		0	1.39	1.39	0.32		New	09/05/2012	
2012	SEP	SNC	Recycling	Commercial	1309145	THERMO ESSENCE TECH	871	INDUSTRIAL RD	L	0	4.33	4.33	1		New	09/05/2012	
2012	SEP	SNC	Recycling	Commercial	1311075	BELLAGIO NAIL SPA	1784	EL CAMINO REAL		0	2.77	2.77	0.64		New	09/13/2012	
2012	SEP	SNC	Recycling	Apartment	1312099	BUCKLEY, SALLY	188	LAUREL ST	198	0	6.24	6.24	1.44		New	09/10/2012	
2012	SEP	SNC	Recycling	Commercial	1313634	A-Z HANDYMAN SERVICES	90	GLENN WAY	10	0	0.69	0.69	0.16		New	09/25/2012	
			Recycling Total							106.21	105.5	-0.71					
2012	SEP	WBS	Garbage	Commercial	991539	LINDA WESTCOTT	2066	AVY AVE		0	2.08	2.08	0.48	Active	Active	06/05/1989	
			Garbage Total							0	2.08	2.08					
2012	SEP	WBS	Organics	Commercial	991372	LULUS ON THE ALAMEDA	3539	ALAMEDA DE LAS PUI		4.33	0	-4.33	-1	Active	Active	03/25/2005	
			Organics Total							4.33	0	-4.33					
2012	SEP	WBS	Recycling	Commercial	991539	LINDA WESTCOTT	2066	AVY AVE		0	2.77	2.77	0.64	Active	Active	06/05/1989	
			Recycling Total							0	2.77	2.77					
			Grand Total							8718.16	8358.98	-359.18					



STAFF UPDATE

To: SBWMA Board Members
From: Recycling Staff
Date: October 25, 2012 Board of Director's Meeting
Subject: Recycling and Outreach Programs Update

Recommendation

This is an informational report and no action is necessary.

WM Curbside Door-to-Door HHW Collection Program

The following nine Member Agencies are participating in the program: Belmont, East Palo Alto, Foster City, Hillsborough, Menlo Park, San Carlos, San Mateo, San Mateo County, and West Bay Sanitary District. Burlingame will be the tenth Member Agency to roll out the program to its residents. RethinkWaste staff is working with the City to finalize the start date, likely to be in early 2013. Interest in the program has been strong and the company has made approximately 9,653 collections since the program started in mid-May 2010 through September 2012. Approximately 338,817 pounds of HHW material, 300,161 pounds of Universal Waste and 151,119 pounds of E-Scrap has been collected since the start of the program. We encourage the remaining two Member Agencies to offer the program as it provides a more convenient and cost-effective option to properly recycle and dispose of a wide variety of materials (such as common HHW) than is currently available through the County's drop-off program at Tower Road. Per the adopted FY13 budget, additional outreach will be provided to highlight this service.

Household Battery and Cell Phone Curbside Recycling Collection Program

The monthly average of batteries and cell phones collected through the curbside recycling program during 2011 was 3,945 pounds or an annual total of 47,000 pounds. A total of 53,000 pounds was collected during 2010, which is slightly less than the 57,000 pounds collected in 2009. While early participation in the CartSmart program resulted in year over year monthly increases of household battery and cell phone collection, it appears these increases have now leveled. It is anticipated that this trend will continue as a similar year over year reduction will likely be experienced. The total amount of batteries and cell phones collected in September 2012 was 4,040 pounds. Per the adopted FY13 budget, additional outreach will be provided to highlight this service.

Shoreway Education Center School Groups and Public Tours Update

School Group and Public tours continue to be popular as the spots are quickly filling up. Teachers, who brought their classes in spring, are returning to the facility for a tour with their new students, attesting to the numerous feedbacks received of the Tour program being relevant, educational and a great learning opportunity. In addition to the school groups, staff is scheduling tours for various community groups such as businesses, Cub Scouts, Garden Clubs, College students, just to mention a few. Tours will continue to be scheduled on a first-come first-served policy.

Staff promotes the Tour Program, via various channels, (emails, press release, flyers, website, social media, environmental education platforms, etc.) With the new on-line registration, staff has noticed an increase in participation and significant reduction in phone use by staff.

The tour gives the community an opportunity to learn first-hand what happens to their recyclables, plant materials, food scraps and garbage at a working materials recovery facility (MRF) and transfer station. In addition, students and the community are given an opportunity to learn and practice the 4Rs (reduce, reuse, recycle, and rot/composting), resource conservation and be empowered to conserve resources in their lives, at school and residences.

The table below shows the tours that have been conducted and those scheduled for October 2012.

<u>Date</u>	<u>School/Group</u>	<u>Jurisdiction</u>	<u>Grade/Group</u>	<u>Total # of Participants</u>
October 2	Ecole Bilingue	Berkeley	3 rd	36
October 2	San Carlos Learning Center	San Carlos	4 th	32
October 3	Ecole Bilingue	Berkeley	3 rd	30
October 4	Cezar Chavez Academy	East Palo Alto	5 th	34
October 8	Burlingame Cub Scouts	Burlingame	3 rd	20
October 9	Home School	Foster City	3 rd	22
October 15	Silver Springs Network	Redwood City	Adults	6
October 15	St Matthew's Bear Scouts	San Mateo	3 rd	15
October 16	Henry Ford School	Redwood City	5 th	24
October 17	Henry Ford School	Redwood City	5 th	25
October 18*	Public Open House	Various	Adults	50
October 22	San Carlos Learning Center	San Carlos	4 th	32
October 23	Highlands Elementary	San Mateo	5 th	33
October 23	San Carlos Learning Center	San Carlos	4 th	32
October 24	Highlands Elementary	San Mateo	5 th	33
October 30	Kings Academy PSP	Sunnyvale	3 rd -6 th	36
October 30	Home School	San Jose	3 rd -8 th	25
Total Participants				485**

*Thursday, October 18th, is the Monthly Public Open House Day. The number of participants is based on only those that have made a reservation for the tour on the Public Open House Day. While reservations are recommended, they are not required.

**Includes estimated numbers for those scheduled tours that have not been conducted by the date this report is issued.

Photos of tour participants at Shoreway Environmental Center.



Tour availability

Tours are offered Monday at 12:30pm-2:30pm, Tuesday-Wednesday from 9:30am – 11:30am, 12:30pm - 2:30pm, Thursday and Friday 9:30am – 11:30am. Every third Thursday of the month is a designated Public Open House Day for the general public, and tours are given in the time slots from 9:30am – 10:30am and 11:00am – 12:00pm.

RethinkWaste Website and Social Media

The RethinkWaste website continues to be updated with information on the CartSMART residential collection and BizSMART commercial collection services, other program information and the Shoreway Environmental Center. The current site averaged approximately 583 visits per week since the last Board meeting, of which over 71% were new visits. The most commonly visited sections of the site during this period were “Beyond the Cart,” “Environmental Education Center” and “Shoreway Location” sections.

RethinkWaste Staff has begun working on the website revamp to make it more user-friendly and interactive based on feedback from customers, Board Member and the Public Education Subcommittee. Staff is working with the firm Gauger and Associates selected through a Request for Proposals process in the spring and summer. A site map for the new website and initial design concepts are under development. Staff will continue to work with the Public Education Subcommittee on the redesign and seek some additional feedback from the Board. Staff anticipates the new website going live in early 2013.

RethinkWaste also continues to use its Facebook and Twitter pages to promote program information and new services. To date, the Facebook page has 258 “likes,” and the Twitter page has 107 followers. Staff will continue to work on strategies to drive more people to the pages. Our Facebook page can be found at www.facebook.com/rethinkwaste, and the Twitter page is located at www.twitter.com/rethinkwaste.

rethinker Newsletter

The winter issue of the *rethinker* is currently under development and focuses on holiday schedule changes and other holiday-related information. It will be mailed to residents in November. Per the Board action on September 12th to adopt the FY13 budget, the *rethinker* will be published three times annually, instead of quarterly. Also, per the budget, the third issue will be included as an insert in Recology's invoices.

Community Outreach Events

Community Outreach Events (Compost Giveaway, E-Scrap/Shredding events, Recology's Bring Your Own Bucket giveaway of compost and the Confidential Document Destruction Service Event) are still taking place and are posted on the RethinkWaste website. Staff is working with Recology to try and better coordinate such events to avoid any duplicative efforts.

Approved Operating Agreement Amendments or Recommended Recology Franchise Agreement Administrative Changes

Staff is requesting that Member Agencies keep us apprised if any administrative changes have been made.

<u>Agreement</u>	<u>Board Approval</u>	<u>Staff Recommendation</u>	<u>Description</u>
Operations Agreement	October 28, 2010	N/A	Amendment No. 1. Is now effective as eight Member Agencies have approved the Amendments. Approved by: Belmont, Foster City, Menlo Park, Redwood City, San Carlos, City of San Mateo, San Mateo County, and West Bay Sanitary District.
Franchise Agreement(s)	N/A	Via email on October 20, 2010	Requested Member Agencies send letter accepting interest waiver offer from Recology on potential 2011 revenue requirement shortfall if rates approved after January 1 but before March 1, 2011. Approved by: Atherton, Foster City, Redwood City, City of San Mateo, San Mateo County, and West Bay Sanitary District.
Franchise Agreement(s)	N/A	Via email on December 9, 2010	Overage "bags" change to "tags"; SBWMA relief from purchasing battery/cell-phone bags; On-call bulky item collection temporary schedule for January 2011. Approved by: Foster City.
Franchise Agreement(s)	N/A	Via email on December 13, 2010	Member Agency self haul remittance of payments to SBWMA by Recology. Approved by: Burlingame, Foster City, and Redwood City.
Franchise Agreement(s)	N/A	Via email on June 3, 2011	Six Member Agencies (i.e., Belmont, Burlingame, Foster City, Menlo Park, Redwood City, San Carlos and City of San Mateo) are requested to allow Recology to continue using used collection vehicles through September 30, 2011. Approved by Foster City.
Franchise Agreements	N/A	Via email on December 2, 2011	All Member Agencies were requested by Recology to modify the Bulky Item Collection service schedule. While customers can sign up for this service anytime, this change provides the company relief from providing the service from January 1-22, 2012 in lieu of December 1, 2011-January 2, 2012. The company has assured staff that all customers on the wait list will receive the service within the contractually specified two weeks commencing on January 23, 2012. Approved by Foster City, Menlo Park, City of San Mateo, San Mateo County, and West Bay Sanitary District.



STAFF UPDATE

To: SBWMA Board Members
From: Cliff Feldman, Recycling Programs Manager
Hilary Gans, Facility Operations Contract Manager
Date: October 25, 2012 Board of Director's Meeting
Subject: AB 341 Update: CalRecycle Workshops

Recommendation

This staff report is for discussion purposes only and no formal action is requested of the Board of Directors.

Analysis

On September 19, 2012 CalRecycle conducted two stakeholder feedback workshops pertaining to development of its "75 percent diversion by 2020" stakeholder feedback process. These workshops focused on 1) an "Update to Report Development (75 percent by 2020)", and 2) Commercial Mixed Waste Processing Requirements. Staff participated in these workshops and a brief summary of each is provided as follows:

Update to Report Development (75 percent by 2020) Workshop

CalRecycle staff spent a considerable portion of this workshop making a powerpoint presentation explaining its plans to calculate compliance with the Statewide 75% goal. The presentation was primarily focused on the challenges and complexity of developing a Statewide calculation methodology. It's important to note that the individual jurisdictional reporting methodology currently used (i.e., per capita reporting for the Electronic Annual Reports) will remain unchanged irrespective of the CalRecycle's Statewide calculation methodology. In addition, CalRecycle staff emphasized the following attributes of its Statewide reporting system as consistent with statute and policy, no additional reporting burdens, simple and practical.

The stakeholder comments and discussion were focused on a variety of issues but primarily on how the process would unfold to develop the final report and how the impact of the new 75% diversion goal would affect stakeholders such as cities and haulers. Comments and questions pertaining to a handful of specific program or policy areas were discussed and CalRecycle staff emphasized that other workshops with more specificity on the programs and policies put forth in its draft report would be conducted in the future, thus these inquiries were not explored in great depth. For example, topics such as mandatory commercial recycling and product bans would be explored in more detail over the course of the next year as the Final 75% Plan or Report from CalRecycle that shall describe the State's strategies to achieve its policy goal is not due to the Legislature until January 1, 2014 per statute.

Few if any specific takeaways from this workshop are directly relevant to our Member Agencies at this time; however, Staff encourages all Member Agencies to follow this process as it unfolds.

Discussion of Mandatory Commercial Recycling – Mixed Waste Processing Requirements

This was the first in a series of workshops hosted by CalRecycle to explore methods for regulating compliance with the mandatory commercial recycling legislation ([Chesbro, AB 341](#)). This statute requires that commercial waste generators do the following: “(1) source separate recyclable materials from solid waste and subscribe to a basic level of recycling service, or; (2) subscribe to a recycling service that may include mixed waste processing that yields diversion results comparable to source separation.”

In the SBWMA service area, Recology already provides recycling collection for businesses and through this service the SBWMA has provided commercial generators with adequate service to be in compliance with AB 341. However, some jurisdictions in the State do not provide commercial source separated recycling collection and their businesses are not in compliance with AB341. This session discussed the use of mixed waste processing programs and facilities that could be offered to commercial generators required to comply with AB 341. Specifically, CalRecycle staff presented conceptual plans for monitoring and regulating MRFs that process mixed commercial waste and what level of commercial mixed waste sorting is required from a MRF to meet the intent of the legislation. This session was technical in nature and the concepts of facility monitoring and regulation are in the early stages of development.

The stakeholder discussion portion of the session was particularly lively as the topic strayed from commercial recycling compliance into the long-standing debate about waste to energy (WTE) as a diversion option. Several cities in the State are in the conceptual stages of developing WTE facilities that will process commercial waste. The proponents of WTE technologies assert that energy recovery should be counted as a form of recycling and therefore processing commercial waste through a WTE facility should count towards diversion and hence achieve compliance with AB 341.

Background

Per direction from the Board, staff has been requested to follow the State’s planning efforts with regard to increasing its diversion goal to 75% and provide updates to the Board. Staff will monitor the State’s stakeholder feedback efforts and provides periodic reports to the Board as needed. CalRecycle is required by statute (i.e., Public Resources Code Section 41780.02) to conduct a stakeholder feedback process and submit to the Legislature by January 1, 2014 a report on how the agency will achieve the policy goal of 75% Statewide diversion by 2020, and annually thereafter (i.e., Public Resources Code 41780.01).

Fiscal Impact

There is no fiscal impact associated with this discussion.



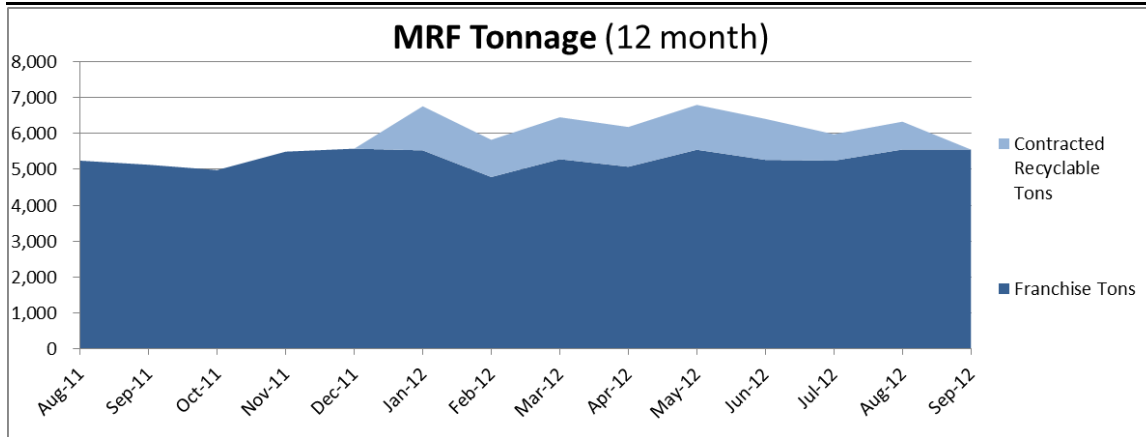
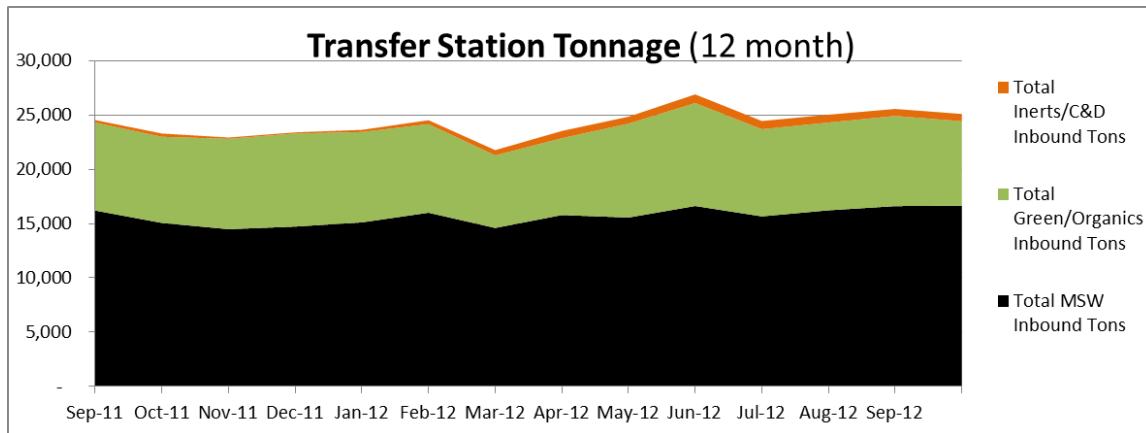
STAFF UPDATE

To: SBWMA Board Members
From: Hilary Gans, Facility Operations Contracts Manager
Date: October 25, 2012 Board of Director's Meeting
Subject: Shoreway Operations and Master Plan Update

I. OPERATIONS UPDATE

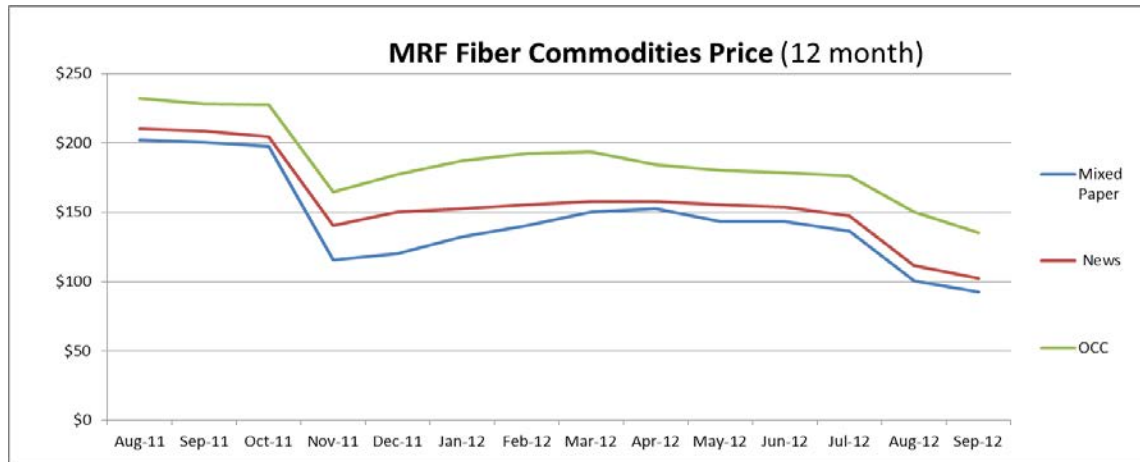
Facility Tonnage

The charts below provide a summary of the inbound tonnage at the Shoreway Transfer Station and MRF on a monthly basis. (Note, on the MRF Tonnage Chart: for a period of 6-months the SBWMA was processing Contracted Recyclable Tons from Allied Waste's Newby Island facility. From December to August 2012, the Newby facility was under construction and the SBWMA processed a portion of Allied's tonnage under contract.) In the month of September, the chart shows this volume dropping to zero as this material was reabsorbed by the Newby Island MRF.



Commodity Markets Revenues

The chart below shows a recent MRF fiber commodity pricing drop through September. There is recent news from the industry that the fiber prices have bottomed-out in September and have been climbing back during the month of October.



The chart provides a price trend summary of fiber commodities marketed by SBR from the Shoreway MRF and is taken from a market index (OBM) that tracks the export price for recycled fiber. SBR's pricing to the SBWMA is contractually tied to this index through the Fiber Price Assurance Mechanism (see Section 11-B in Operations Agreement). Since fiber represents the largest volume of commodities marketed from the MRF, the price and MRF volume charts provides a strong indicator of trend in SBWMA commodity revenues.

Operational Issues of Note

None to report.

II. MASTER PLAN UPDATE

Construction Overview

This project update summarizes the status of the construction of the Shoreway Master Plan improvements which include the construction of new Materials Recovery Facility (MRF) building, modifications to the Transfer Station (TS), various site work, and the purchase and installation of the single stream processing equipment. At this point the major contracts associated with the Master Plan improvements (Phase I, Phase II, and Phase III contracts) have been closed. This report provides a discussion of Construction Closeout Projects (both master plan and non-master plan related) and a summary of the Master Plan budget.

Issues of Note

Building department inspection was conducted on September 4, 2012. The building department has no remaining issues and now only the fire department sign-off and the installation of emergency keys located in exterior knock boxes is required before the construction permit is completed and closed by the City of San Carlos.

Update on Master Plan Projects

The following construction activities are expected to occur during the next reporting period:

MRF and Transfer Station Buildings

- Plans developed for add-on to the MRF dust suppression system

- Pressure wash interior of old transfer station (*non-master plan*)
- Fire suppression installed at MRF equipment fiber bunkers (per insurance company audit findings)
- Reroute of fire line to avoid conflict with BHS equipment
- Fire building identification to comply with fire code

Site, Other Buildings and Projects

- Reconfigure entry gate at public tours entry
- Repair to overhead sign damaged by SBR truck (*non-master plan*)

Master Plan Project Expenditures Summary

In September there was a Master Plan balance of funds totaling \$1,283,900. With Board approval of the FY13 budget at the September Special Board meeting, \$1,082,000 of these remaining funds were swept into the FY13 cash reserves. An amount of \$201,910 remains in the Master Plan budget to complete the projects associated with the Master Plan close out. All construction contracts related to the MRF and transfer station buildings have been closed-out (this includes contracts with JS Amoroso, JRMA, and Covello). Ongoing reports to the Board will include updates on close-out projects with and full Master Plan completion expected in early 2013.



STAFF UPDATE

To: SBWMA Board Members
From: Kevin McCarthy, Executive Director
Marshall Moran, Finance Manager
Date: October 25, 2012 Board of Directors Meeting
Subject: Update on 2012/2013 Franchise Rate Setting Process

Recommendation

This is an informational report and no action is necessary other than the various requested future responses below.

Analysis

This staff report has been provided monthly to the Board commencing with the November 17, 2011 Board meeting. The purpose of this staff update report is to keep the Board informed on the timing, schedule of events and issues affecting Member Agencies during the 2013 Compensation Application review (performed in 2012) and the Recommended Rate Adjustment process for the upcoming 2013 Rate Year (i.e., establishing rates for January 1-December 31, 2013). The goal is to provide and update pertinent information for Member Agencies to effectively plan for and manage communications regarding the next year's compensation application and rate setting process. **The text highlighted in yellow denotes information updated from the version of this staff update submitted to the Board for the September 25, 2012 Board meeting.**

Attached is the current 2012 (for calendar year 2013 rates) Rate Approval Schedule (**Attachment A**).

New Issues Affecting 2013 Compensation Adjustment include:

- Service Level Adjustments. Per the Member Agency Franchise Agreements with Recology, the company included in its 2013 Compensation Application the second and **final** service level cost adjustment to account for changes in accounts for residential service, lifts for commercial service, and pulls for roll-off service that have occurred since the first adjustment that was made in 2010 to the company's cost proposal submitted in 2008. It is important to note that the 2008 cost proposal which was used as the basis for establishing 2011 rates relied on customer service level data provided by Allied Waste/Republic Services.
- Recology Annual Revenue Reconciliation for 2011. Recology submitted a Revenue Reconciliation Application to the SBWMA on March 30, 2012 which compares the approved compensation owed to Recology for 2011 with the actual net compensation retained by Recology after paying for Pass-Through costs for disposal at Shoreway and Agency fees (e.g., Franchise Fees) paid to each Member Agency. Each Agency will have a surplus or shortfall which will be added to or subtracted from the 2013 Revenue Requirement; this surplus or shortfall cannot be carried forward to 2014 rates. A review of the 2011 Revenue Reconciliation report submitted by Recology was included in the Financial Audit conducted by

Hilton, Farnkopf and Hobson (HF&H) and the figures were found to be accurate. The Audit Report was approved by the Board at the June 28, 2012 Board meeting.

- Service to Agency Facilities for 2012. The allocation of the cost to provide service to each Member Agency's facilities will be adjusted retroactively for 2012 based on final statistics from Recology. The initial allocation for 2012 was based on projections in lieu of the actual operating statistics. In September 2011, SBWMA staff recommended and the Board approved using a temporary allocation until the company returned with actual statistics in 2012 as directed by the Board. Recology included a revised allocation for 2012 based on actual operating statistics compiled in January and February 2012. This revised allocation was included with the company's Revenue Reconciliation Report submitted on March 30, 2012. However, in order to ensure consistency with all allocation statistics for the 2013 Compensation Application, Recology based the Agency Facilities allocation, as well as the other related allocations, on data from a four week period in May 2012.
- Performance Incentive/Disincentive Payments. The Franchise Agreement(s) with Recology prescribe that payments related to performance incentives/disincentives will be calculated in the company's Annual Report submitted in mid-February and then included in their Compensation Application due on July 1 each year (with the exception of Contamination related disincentive payments which are calculated quarterly and paid directly to SBWMA). Therefore, both incentive payments due to Recology and disincentive payments (with the exception of Contamination related disincentives) due to Member Agencies shall be included in the Annual Compensation Application. The Board approved the final 2011 performance incentives/disincentives/liquidated damages at the June 28, 2012 Board meeting.

Schedule of Rate Review Activities

March 2012

- SBWMA sent a letter to the Board requesting feedback on how to improve the annual rate setting process. Staff received comments from Foster City and Hillsborough only.
- Recology submitted the first Revenue Reconciliation Application on March 30, 2012 (and annually thereafter).
- SBWMA awarded a contract to audit the financial data provided by SBR and Recology for 2011 to ensure this data is accurate. This contract was awarded to HFH on March 22nd and completed in June.

April 2012

- Staff presentation at April 26th Board Meeting to discuss rate setting process.

May 2012

- May 24 - Elected official briefing on rate setting process, rate issues and results of customer satisfaction survey.

June 2012

- SBWMA issued a letter to the Board requesting feedback from all agencies on issues affecting 2012 rate adjustments (e.g., changes to Agency fees).
- Review of the 2011 Revenue Reconciliation report submitted by Recology was included in the Financial Audit conducted by HF&H and the figures were found to be accurate. The Audit Report was approved by the Board at the June 28, 2012 Board meeting.

July 2012

- July 1 - Compensation Application submitted by Recology and SBR for 2013 compensation adjustment.
- July 1 - Response from Member Agencies to SBWMA on issues affecting 2013 rate adjustments (e.g., changes in agency fees, revenue and tonnage projections) received from all except Burlingame, EPA, Hillsborough and San Carlos. Second requests have been sent.
- July 6 – SBWMA issued initial questions to Recology on July 6th pertaining to the Recology 2013 Compensation Application and also provided these to all Member Agencies in an effort to commence the process to include Member Agency feedback. **The Member Agency feedback was requested by August 1.**
- July 19 – BOD Staff reports/issues discussed at July 26th Board meeting:
 - Estimated residential revenue changes due to cart migration by Member Agency with an update on cart migration since July 2011.
 - SBWMA issued a report on projected 2012 revenue (based on six months of actual) compared to the base revenue projection in the 2012 rate projections.
 - Agencies with a projected revenue shortfall are encouraged to review their residential rate structure for deficiencies (i.e., rates don't cover costs) – especially in the small cart (i.e., 20 and 32-gallon) rates.
- July 25 – Member Agency feedback on disposal tonnage projections was due on August 8.

August 2012

- August 1 - Member Agency feedback on Recology 2013 Compensation Application was due on August 1.
- August 8 - Feedback from agencies on what to include in 2013 collection rate adjustment for current and future cart migration (agencies may decline to include an estimate for future cart migration).

September 2012

- September 1 - Draft report issued by SBWMA on Recology's Compensation Application for 2013 compensation adjustment.
- September 1 - Draft report issued by SBWMA on SBR's Compensation Application for 2013 compensation adjustment.
- September 11 - Comments due back from Member Agencies on Draft Reports for Recology and SBR.
- September 20 - Final Report issued for Recology's Compensation Application for 2013 compensation adjustment (for consideration at September 27, 2012 Board meeting). Included in this Report is the recommended total collection rate adjustment for 2013.
- September 20 - Final Report issued for SBR's Compensation Application for 2013 compensation adjustment (for consideration at September 27, 2012 Board meeting).
- September 27 – Board **approved the** SBR 2013 Compensation Application.
- September 27 – Board **approved the** Recology 2013 Compensation Application and total recommended rate adjustments for 2013.

September 27 – December 31, 2012

- Member Agencies notice and approve final 2013 solid waste rates.

November 2012

- Report to Board on recommended January 1, 2013 Shoreway tip fee adjustment including Bond proforma update for 2013 SBWMA financial projection with assumed tip fee and reserve balances.

Attachment:

Attachment A – Draft 2013 Rate Approval Schedule



DRAFT
2013 Rate Approval Schedule

Member Agency Rate Setting Process

The 2013 Recology Compensation Application was submitted on to the SBWMA and Member Agencies on July 1, 2012 per the deadline prescribed in the Member Agency Franchise Agreement(s). On September 1, 2012 (also per the Franchise Agreements), the SBWMA will issue its Report on Recology's Compensation Application. The Member Agencies then have 10 days to provide comments on the SBWMA's Report. The comments received will be incorporated in the 2013 SBWMA Consolidated Rate Report that will become binding upon the Board's approval at the September Board meeting. The overarching implications of this are that the rate increases put forth in the SBWMA Rate Report will be the minimum rate increases each Member Agency is obligated to adopt or face interest penalties for amounts owed to Recology.

September 27, 2012 BOD Meeting

- Recology and SBR Compensation Applications Approved
- Total Recommended Rate Adjustments Approved

Member Agency Residential Billing Schedule

**Group A: October-November-December
(Billed September 30, 2012; December 31, 2012)**

- Menlo Park
- Redwood City (Not applicable to Residential, Redwood City does its own billing.)
- San Mateo
- West Bay Sanitary District

**Group B: November-December-January
(Billed October 31, 2012; January 31, 2013)**

- Atherton
- Burlingame
- San Carlos

**Group C: December-January-February
(Billed November 30, 2012; February 28, 2013)**

- East Palo Alto (Not applicable to Residential.)

DRAFT



- Foster City
- Hillsborough
- County of San Mateo

Prop 218 Public Notice Implications

Prop 218 requires an agency to provide 45 days public notice directly to all account holders prior to authorizing a rate increase. If more than 50% of all account holders file a protest letter within the 45 day public comment period, the agency cannot adopt the proposed rate increase.

Bill Insert Considerations

Recology typically requires that a bill insert is prepared and ready for insertion with the bills a minimum of two weeks prior to the scheduled bill issuance date. However, the company may reduce this deadline to 5 business days for special circumstances, such as a Prop 218 Notice. The company has detailed guidelines regarding the specifications for bill inserts and will share these upon request. Agencies issuing a Prop 218 Notice via Recology’s bills will need to **pay directly for the costs** associated with production and printing but will save on mailing expenses since Recology can include the insert with its bills at no additional cost.

Direct Mail Considerations

Member Agencies sending the Prop 218 Notice via direct mail will need to **pay directly for the costs** associated with production, printing and mailing. Agencies sending a direct mail piece typically include these costs in their rates. Sending the Prop 218 Notice via direct mail provides the Agency with total control and flexibility regarding production and mailing of the notice.

Bill Insert vs. Direct Mail:

Group A

These agencies may be able to prepare and print a bill insert in time for inclusion with the September 30, 2012 mailing. Therefore these agencies will need to produce a direct mail piece in order to close the Prop 218 public hearing process and adopt rates prior to January 1, 2013.

Proposed Schedule:

September 27, 2012..... SBWMA BOD Approves Recology and SBR Compensation.
 October 1-15 Governing body or agency staff approves issuance of the Prop 218 notice.
 October 16-31 Prop 218 Notice printed and issued via direct mail

DRAFT



- November 1-15 Governing body closes the Prop 218 public notice period and adopts 2012 rates effective January 1, 2013.
- December 31..... First Recology bill issued with new 2013 rates.

Group B

These agencies will likely be able to prepare and print a bill insert in time for inclusion with the October 31, 2012 mailing. However, since the Prop 218 process will not close for 45 days after issuance of the Prop 218 rate increase notice, these agencies will have to bring the results of the Prop 218 notice before their governing body between December 16 and 31, 2012. Otherwise, these agencies will need to produce a direct mail piece in order to close the Prop 218 public hearing process prior to January 1, 2013.

Proposed Schedule:

- September 27, 2012..... SBWMA BOD Approves Recology and SBR Compensation
- October 1 – October 15..... Governing body or agency staff approves issuance of the Prop 218 notice.
- October 31 Prop 218 Notice included with Recology bills
- December 15-31 Governing body closes the Prop 218 public notice period and adopts 2013 rates.
- January 31, 2013 First Recology bill issued with new 2013 rates including a retroactive rate adjustment for January.

Group C

While these agencies will have ample time to prepare and print a bill insert in time for inclusion with the November 30, 2012 mailing, this is moot since the 45 day Prop 218 notification period will not close until after January 1, 2013 (i.e., on January 14, 2013). Therefore these agencies will be required to produce a direct mail piece in order to close the Prop 218 public hearing process prior to January 1, 2013.

Proposed Schedule:

- September 27, 2012..... SBWMA BOD Approves Recology and SBR Compensation
- October 1-15 Governing body or agency staff approves issuance of the Prop 218 notice.
- October 16-31 Prop 218 Notice printed and issued via direct mail
- December 1-15 Governing body closes the Prop 218 public notice period and adopts 2013 rates.
- February 28, 2013..... First Recology bill issued with new 2013 rates including a retroactive rate adjustment for January and February.

DRAFT



NOVEMBER 2012– JANUARY 2013 BOARD AGENDA ITEMS (SUBJECT TO CHANGE)

November 15, 2012

- Approval of Quarterly Investment Report as of 9/30/12
- Approval of 2013 Board Meeting Calendar
- Consideration of Shoreway Facility Tipping Fee Adjustments Effective 1/1/13
- Discussion on Model Anti-Scavenging Ordinance

January 24, 2013

- Election of New Officers for 2013
- Consideration of Modifications to Unrestricted Cash Reserve Policy
- Mid-Year Review of FY2013 Annual Operating Budget
- Resolution Accepting the Fiscal Year 2011-2012 Annual Financial Statements
- Results of 2012 4th Quarter Recology Franchise Agreement Contamination Measurements for Loads of Recyclable Materials, Organic Materials, and Plant Materials
- Discussion on 2013/2014 Rate Setting Process