

**Alameda, Santa Clara, San Francisco, & San Mateo Counties Rate Survey
(Rates in Effect on April 1, 2013)**

Jurisdiction	County	Res. Single-Family				Commercial				Rate Setting Method Cost + or Index based	Service Info		
		20-Gal.	30-35Gal.	60-64Gal.	90-96Gal.	1YD Bin 1x/week	1YD Bin 3x/week	3YD Bin 1x/week	3YD Bin 3x/week		Rec. Freq.	YW Freq.	Sort
Castro Valley Sanitary District	Alameda	\$ 22.54	\$ 34.97	\$ 60.72	\$ 86.52	\$ 247.58	\$ 742.83	\$ 658.96	\$ 1,846.96	Index	Weekly	Weekly	Single
City of Alameda	Alameda	\$ 23.80	\$ 33.02	\$ 54.25	\$ 75.78	\$ 125.78	\$ 384.88	\$ 377.35	\$ 1,154.65	Index w/ every 3rd year cost +	Weekly	Weekly	Single
City of Albany	Alameda	\$ 35.37	\$ 39.61	\$ 68.46	\$ 97.30	\$ 157.84	\$ 473.52	\$ 473.52	\$ 1,420.56	Index	Weekly	Weekly	Multiple
City of Berkeley (District 1 & 2)	Alameda	\$ 18.09	\$ 28.93	\$ 57.83	\$ 86.72	\$ 140.08	\$ 394.71	\$ 387.69	\$ 1,151.54	Index	Weekly	Weekly	Multiple
City of Berkeley (District 3)	Alameda	\$ 19.09	\$ 30.45	\$ 60.87	\$ 91.30	\$ 140.08	\$ 394.71	\$ 387.69	\$ 1,151.54	Index	Weekly	Weekly	Single
City of Dublin	Alameda	N/A	\$ 19.51	\$ 35.83	\$ 52.15	\$ 94.64	\$ 331.02	\$ 283.92	\$ 898.86	Index	Weekly	Weekly	Single
City of Emeryville	Alameda	\$ 10.53	\$ 17.44	\$ 34.86	\$ 52.30	\$ 103.82	\$ 311.46	\$ 311.46	\$ 934.38	Index	Weekly	Weekly	Single
City of Fremont	Alameda	\$ 27.59	\$ 28.17	\$ 30.84	\$ 45.27	\$ 80.45	\$ 231.41	\$ 180.84	\$ 532.57	Index	Weekly	Weekly	Single
City of Hayward	Alameda	\$ 17.72	\$ 25.89	\$ 46.17	\$ 66.42	\$ 113.27	\$ 307.18	\$ 291.84	\$ 805.47	Index	Weekly	Weekly	Single
City of Livermore	Alameda	\$ 16.76	\$ 26.96	\$ 53.34	\$ 86.21	\$ 116.72	\$ 364.16	\$ 350.16	\$ 1,115.62	Index w/ every 4th year cost +	Weekly	Weekly	Single
City of Newark	Alameda	\$ 24.23	\$ 26.93	\$ 47.70	\$ 68.45	\$ 105.61	\$ 291.70	\$ 279.40	\$ 761.98	Index	Weekly	Weekly	Single
City of Oakland	Alameda	\$ 21.34	\$ 28.63	\$ 62.43	\$ 96.19	\$ 134.40	\$ 427.74	\$ 352.37	\$ 1,110.71	Index	Weekly	Weekly	Single
City of Piedmont	Alameda	\$ 48.32	\$ 50.67	\$ 59.05	\$ 69.06	\$ 158.85	\$ 447.70	NA	NA	Index	Weekly	Weekly	Dirty MRF
City of Pleasanton	Alameda	N/A	\$ 30.59	NA	\$ 36.30	\$ 145.51	\$ 380.81	\$ 415.54	\$ 1,121.44	Index w/ cost + upon request	Weekly	Weekly	Single
City of San Leandro	Alameda	\$ 19.88	\$ 24.77	\$ 41.23	\$ 57.67	\$ 108.60	\$ 328.32	\$ 328.32	\$ 984.97	Index	Weekly	Weekly	Single
City of Union City	Alameda	\$ 32.00	\$ 37.74	\$ 66.40	\$ 94.94	\$ 118.51	\$ 327.32	\$ 310.56	\$ 846.37	Index w/ every 3rd year cost +	Weekly	Weekly	Single
Oro Loma Sanitary District (L1)	Alameda	\$ 12.16	\$ 19.67	\$ 34.78	\$ 49.85	\$ 118.35	\$ 276.01	\$ 288.69	\$ 761.67	Index	Weekly	Weekly	Single
Oro Loma Sanitary District (L3)	Alameda	\$ 13.32	\$ 22.08	\$ 39.51	\$ 55.24	\$ 136.89	\$ 319.26	\$ 333.96	\$ 881.08	Index	Weekly	Weekly	Single
City of Campbell ¹	Santa Clara	\$ 17.61	\$ 22.98	\$ 45.97	\$ 68.95	\$ 115.21	\$ 348.91	\$ 230.43	\$ 697.82	Index w/ 1 year cost +	Weekly	Weekly	Single
City of Cupertino ¹	Santa Clara	N/A	\$ 22.32	\$ 44.64	\$ 66.97	\$ 130.19	\$ 390.59	\$ 208.31	\$ 624.92	Index	Weekly	Weekly	Single
City of Gilroy ⁴	Santa Clara	N/A	\$ 28.25	\$ 40.53	\$ 53.13	N/A	N/A	\$ 272.73	\$ 755.18	Index	Weekly	Weekly	Single
City of Los Altos ¹	Santa Clara	\$ 27.12	\$ 29.20	\$ 58.40	\$ 87.60	\$ 114.57	\$ 343.72	\$ 343.72	\$ 1,031.15	Index w/ every other year cost +	Weekly	Weekly	Single
City of Milpitas ²	Santa Clara	\$ 31.30	\$ 31.30	\$ 31.30	\$ 31.30	\$ 86.59	\$ 212.41	\$ 195.53	\$ 552.73	Index	Weekly	Weekly	Single
City of Monte Sereno ¹	Santa Clara	\$ 20.85	\$ 27.20	\$ 54.41	\$ 81.61	\$ 160.58	\$ 486.37	\$ 321.16	\$ 972.74	Index w/ 1 year cost +	Weekly	Weekly	Single
City of Morgan Hill ^{4,5}	Santa Clara	N/A	\$ 25.97	\$ 25.97	N/A	N/A	N/A	\$ 279.39	\$ 784.76	Index	Weekly	Weekly	Single
City of Mountain View	Santa Clara	\$ 14.15	\$ 20.70	\$ 41.40	\$ 62.10	\$ 93.55	\$ 318.00	\$ 280.40	\$ 879.15	Cost +	Weekly	Weekly	Single
City of Palo Alto	Santa Clara	\$ 15.90	\$ 32.86	\$ 67.84	\$ 101.76	\$ 170.04	\$ 523.20	\$ 416.38	\$ 1,322.17	Index	Weekly	Weekly	Single
City of San Jose	Santa Clara	\$ 28.23	\$ 29.95	\$ 59.90	\$ 89.85	N/A	N/A	N/A	N/A	Index	Weekly	Weekly	Single
City of Santa Clara	Santa Clara	\$ 17.35	\$ 23.75	\$ 34.63	\$ 45.51	\$ 70.03	\$ 202.62	\$ 196.13	\$ 556.67	Index	Weekly	Weekly	Single
City of Saratoga ¹	Santa Clara	\$ 18.64	\$ 24.33	\$ 48.65	\$ 72.98	\$ 160.06	\$ 485.01	\$ 320.12	\$ 970.03	Index w/ 1 year cost +	Weekly	Weekly	Single
City of Sunnyvale	Santa Clara	N/A	\$ 31.64	\$ 38.64	\$ 45.64	\$ 126.78	\$ 380.32	\$ 318.15	\$ 954.43	Cost +	Weekly	Weekly	Single
County of Santa Clara District 1	Santa Clara	N/A	\$ 21.50	\$ 44.00	\$ 66.50	\$ 67.20	\$ 201.80	\$ 174.73	\$ 524.17	Index	Weekly	Weekly	Single
County of Santa Clara District 2	Santa Clara	\$ 20.01	\$ 25.33	\$ 51.66	\$ 77.99	N/A	N/A	\$ 307.42	\$ 873.80	Index	Weekly	Weekly	Single
County of Santa Clara District 3	Santa Clara	N/A	\$ 35.12	\$ 71.24	\$ 107.36	\$ 142.86	\$ 428.58	\$ 392.86	\$ 1,178.58	Index	Bi-weekly	Weekly	Single
County of Santa Clara District 3a	Santa Clara	N/A	\$ 31.75	\$ 64.50	\$ 97.25	\$ 125.86	\$ 286.46	\$ 246.36	\$ 601.78	Index	Bi-weekly	Weekly	Single
County of Santa Clara District 4	Santa Clara	N/A	\$ 21.50	\$ 44.00	\$ 66.50	\$ 67.20	\$ 201.80	\$ 174.73	\$ 524.17	Index	Bi-weekly	Weekly	Single
County of Santa Clara District 5a	Santa Clara	N/A	\$ 23.46	\$ 47.92	\$ 72.38	\$ 82.45	\$ 247.34	\$ 214.34	\$ 643.04	Index	Bi-weekly	Bi-weekly	Dual stream
County of Santa Clara District 5b	Santa Clara	N/A	\$ 27.89	\$ 56.79	\$ 85.68	\$ 82.45	\$ 247.34	\$ 214.34	\$ 643.04	Index	Bi-weekly	N/A	Multiple
County of Santa Clara District 5c	Santa Clara	N/A	\$ 27.85	\$ 56.70	\$ 85.55	\$ 82.45	\$ 421.75	\$ 421.75	\$ 1,265.25	Index	Bi-weekly	Bi-weekly	Single
Town of Los Altos Hills ¹	Santa Clara	\$ 26.82	\$ 37.41	\$ 74.81	\$ 112.21	\$ 94.18	\$ 198.32	\$ 147.35	\$ 344.56	Index	Bi-weekly	Bi-weekly	Single
Town of Los Gatos ¹	Santa Clara	\$ 17.04	\$ 22.34	\$ 44.68	\$ 67.02	\$ 130.09	\$ 394.07	\$ 260.18	\$ 788.15	Index w/ 1 year cost +	Weekly	Bi-weekly	Multiple
City of Brisbane	San Mateo	\$ 14.94	\$ 23.90	\$ 47.80	\$ 71.70	\$ 188.56	\$ 565.68	\$ 348.74	\$ 1,046.21	Index	Weekly	Weekly	Single
City of Daly City	San Mateo	N/A	\$ 25.58	\$ 51.17	\$ 76.74	\$ 183.25	\$ 492.33	\$ 502.98	\$ 1,430.18	Index	Weekly	Weekly	Single
City of Half Moon Bay	San Mateo	\$ 10.36	\$ 21.24	\$ 42.51	\$ 64.90	\$ 111.17	\$ 333.63	\$ 333.63	\$ 1,430.08	Index	Weekly	Weekly	Single
Town of Portola Valley	San Mateo	\$ 15.81	\$ 25.33	\$ 50.63	\$ 75.95	\$ 106.64	\$ 247.07	\$ 204.60	\$ 512.21	Index	Weekly	Weekly	Single
Town of Woodside	San Mateo	\$ 15.81	\$ 25.33	\$ 50.63	\$ 75.96	\$ 106.64	\$ 247.07	\$ 204.60	\$ 512.21	Index	Weekly	Weekly	Single
Town of Atherton	San Mateo	\$ 27.00	\$ 55.00	\$ 110.00	\$ 164.00	\$ 200.00	\$ 600.00	\$ 550.00	\$ 1,650.00	Index	Weekly	Weekly	Single
City of Belmont	San Mateo	\$ 19.27	\$ 31.91	\$ 70.32	\$ 113.68	\$ 181.35	\$ 560.29	\$ 550.16	\$ 1,666.98	Index	Weekly	Weekly	Single
City of Burlingame	San Mateo	\$ 12.90	\$ 23.85	\$ 47.71	\$ 70.80	\$ 150.52	\$ 469.60	\$ 451.53	\$ 1,408.79	Index	Weekly	Weekly	Single
City of East Palo Alto ³	San Mateo	N/A	N/A	N/A	\$ 40.77	\$ 216.17	\$ 503.33	\$ 456.71	\$ 1,164.53	Index	Weekly	Weekly	Single
City of Foster City	San Mateo	\$ 11.82	\$ 18.92	\$ 37.84	\$ 56.76	\$ 90.76	\$ 276.58	\$ 272.27	\$ 829.73	Index	Weekly	Weekly	Single
Town of Hillsborough	San Mateo	\$ 49.90	\$ 60.00	\$ 89.90	\$ 124.90	\$ 140.59	\$ 421.75	\$ 421.75	\$ 1,265.25	Index	Weekly	Weekly	Single
City of Menlo Park	San Mateo	\$ 13.99	\$ 23.40	\$ 55.99	\$ 83.72	\$ 124.69	\$ 389.04	\$ 374.08	\$ 1,219.00	Index	Weekly	Weekly	Multiple
No. Fair Oaks	San Mateo	\$ 24.70	\$ 24.70	\$ 24.70	\$ 49.40	\$ 147.74	\$ 443.22	\$ 443.22	\$ 1,329.66	Index	Weekly	Weekly	Multiple
City of Redwood City	San Mateo	\$ 11.38	\$ 27.30	\$ 54.61	\$ 81.06	\$ 127.63	\$ 382.89	\$ 382.89	\$ 1,148.67	Index	Weekly	Weekly	Single
City of San Carlos	San Mateo	\$ 20.87	\$ 31.18	\$ 62.23	\$ 93.45	\$ 121.48	\$ 379.00	\$ 378.88	\$ 1,137.01	Index	Weekly	Weekly	Single
City of San Mateo	San Mateo	\$ 13.04	\$ 20.85	\$ 45.90	\$ 70.93	\$ 139.41	\$ 430.76	\$ 418.34	\$ 1,292.32	Index	Weekly	Weekly	Single
Unincorporated County	San Mateo	\$ 28.15	\$ 33.45	\$ 59.28	\$ 84.21	\$ 216.48	\$ 504.05	\$ 457.41	\$ 1,166.25	Index	Weekly	Weekly	Single
West Bay Sanitary District	San Mateo	\$ 23.30	\$ 37.60	\$ 73.70	\$ 110.00	\$ 227.81	\$ 683.42	\$ 481.45	\$ 1,444.35	Index	Weekly	Weekly	Multiple

The numbers below (percentiles and average) do not include the jurisdictions that have bi-weekly service.

50th Percentile @	\$ 19.58	\$ 27.60	\$ 51.17	\$ 75.78	\$ 126.78	\$ 382.89	\$ 333.63	\$ 1,031.15
75th Percentile @	\$ 26.43	\$ 31.72	\$ 60.72	\$ 88.73	\$ 150.52	\$ 447.70	\$ 416.38	\$ 1,219.00
SBWMA Average	\$ 21.36	\$ 32.35	\$ 61.02	\$ 87.98	\$ 154.73	\$ 446.71	\$ 429.77	\$ 1,273.18
All Jurisdiction Average	\$ 21.83	\$ 29.15	\$ 53.17	\$ 76.62	\$ 132.98	\$ 385.39	\$ 342.33	\$ 1,016.03

¹ 1 cu yd containers not available. Rates reflected here are for 1.5 cu. yds.

² City has one rate for unlimited solid waste collection from customer-provided containers

³ East Palo Alto residents receive 1 96-gallon container as baseline service; Additional containers may be used, for an additional charge.

⁴ Smallest Commercial Bin is 2 yd.

⁵ 48 gallon service only for residential.

**Alameda, Santa Clara, San Francisco & San Mateo Counties Rate Survey
(Rates in Effect on April 1, 2013)**

Jurisdiction	County	Residential Single-Family				Commercial				Rate Setting Method Cost + or Index based	Service Information		
		20 Gallon	30-35 Gal.	60-64 Gal.	90-96 Gal.	1YD Bin 1x/week	1YD Bin 3x/week	3YD Bin 1x/week	3YD Bin 3x/week		Rec. Freq.	YW Freq.	Sort
City of Alameda	Alameda	\$ 23.80	\$ 33.02	\$ 54.25	\$ 75.78	\$ 125.78	\$ 384.88	\$ 377.35	\$ 1,154.65	Index w/ every 3rd year cost +	Weekly	Weekly	Single
City of Albany	Alameda	\$ 35.37	\$ 39.61	\$ 68.46	\$ 97.30	\$ 157.84	\$ 473.52	\$ 473.52	\$ 1,420.56	Index	Weekly	Weekly	Single
City of Berkeley (District 1 & 2)	Alameda	\$ 18.09	\$ 28.93	\$ 57.83	\$ 86.72	\$ 140.08	\$ 394.71	\$ 387.69	\$ 1,151.54	Index	Weekly	Weekly	Multiple
City of Berkeley (District 3)	Alameda	\$ 19.09	\$ 30.45	\$ 60.87	\$ 91.30	\$ 140.08	\$ 394.71	\$ 387.69	\$ 1,151.54	Index	Weekly	Weekly	Multiple
City of Dublin	Alameda	N/A	\$ 19.51	\$ 35.83	\$ 52.15	\$ 94.64	\$ 331.02	\$ 283.92	\$ 898.86	Index	Weekly	Weekly	Single
City of Emeryville	Alameda	\$ 10.53	\$ 17.44	\$ 34.86	\$ 52.30	\$ 103.82	\$ 311.46	\$ 311.46	\$ 934.38	Index	Weekly	Weekly	Single
City of Fremont	Alameda	\$ 27.59	\$ 28.17	\$ 30.84	\$ 45.27	\$ 80.45	\$ 231.41	\$ 180.84	\$ 532.57	Index	Weekly	Weekly	Single
City of Hayward	Alameda	\$ 17.72	\$ 25.89	\$ 46.17	\$ 66.42	\$ 113.27	\$ 307.18	\$ 291.84	\$ 805.47	Index	Weekly	Weekly	Single
City of Livermore	Alameda	\$ 16.76	\$ 26.96	\$ 53.34	\$ 86.21	\$ 116.72	\$ 364.16	\$ 350.16	\$ 1,115.62	Index w/ every 4th year cost +	Weekly	Weekly	Single
City of Newark	Alameda	\$ 24.23	\$ 26.93	\$ 47.70	\$ 68.45	\$ 105.61	\$ 291.70	\$ 279.40	\$ 761.98	Index	Weekly	Weekly	Single
City of Oakland	Alameda	\$ 21.34	\$ 28.63	\$ 62.43	\$ 96.19	\$ 134.40	\$ 427.74	\$ 352.37	\$ 1,110.71	Index	Weekly	Weekly	Single
City of Piedmont	Alameda	\$ 48.32	\$ 50.67	\$ 59.05	\$ 69.06	\$ 158.85	\$ 447.70	NA	NA	Index	Weekly	Weekly	Single
City of Pleasanton	Alameda	N/A	\$ 30.59	NA	\$ 36.30	\$ 145.51	\$ 380.81	\$ 415.54	\$ 1,121.44	Index w/ cost + upon request	Weekly	Weekly	Dirty MRF
City of San Leandro	Alameda	\$ 19.88	\$ 24.77	\$ 41.23	\$ 57.67	\$ 108.60	\$ 328.32	\$ 328.32	\$ 984.97	Index	Weekly	Weekly	Single
City of Union City	Alameda	\$ 32.00	\$ 37.74	\$ 66.40	\$ 94.94	\$ 118.51	\$ 327.32	\$ 310.56	\$ 846.37	Index w/ every 3rd year cost +	Weekly	Weekly	Single
Castro Valley Sanitary District	Alameda	\$ 22.54	\$ 34.97	\$ 60.72	\$ 86.52	\$ 247.58	\$ 742.83	\$ 658.96	\$ 1,846.96	Index	Weekly	Weekly	Single
City of Campbell ¹	Santa Clara	\$ 17.61	\$ 22.98	\$ 45.97	\$ 68.95	\$ 115.21	\$ 348.91	\$ 230.43	\$ 697.82	Index w/ 1 year cost +	Weekly	Weekly	Single
City of Cupertino ¹	Santa Clara	N/A	\$ 22.32	\$ 44.64	\$ 66.97	\$ 130.19	\$ 390.59	\$ 208.31	\$ 624.92	Index	Weekly	Weekly	Single
City of Gilroy ⁴	Santa Clara	N/A	\$ 28.25	\$ 40.53	\$ 53.13	N/A	N/A	\$ 272.73	\$ 755.18	Index	Weekly	Weekly	Single
City of Los Altos ¹	Santa Clara	\$ 27.12	\$ 29.20	\$ 58.40	\$ 87.60	\$ 114.57	\$ 343.72	\$ 343.72	\$ 1,031.15	Index w/ every other year cost +	Weekly	Weekly	Single
City of Milpitas ²	Santa Clara	\$ 31.30	\$ 31.30	\$ 31.30	\$ 31.30	\$ 86.59	\$ 212.41	\$ 195.53	\$ 552.73	Index	Weekly	Weekly	Single
City of Monte Sereno ¹	Santa Clara	\$ 20.85	\$ 27.20	\$ 54.41	\$ 81.61	\$ 160.58	\$ 486.37	\$ 321.16	\$ 972.74	Index w/ 1 year cost +	Weekly	Weekly	Single
City of Palo Alto	Santa Clara	\$ 15.90	\$ 32.86	\$ 67.84	\$ 101.76	\$ 170.04	\$ 523.20	\$ 416.38	\$ 1,322.17	Index	Weekly	Weekly	Single
City of San Jose	Santa Clara	\$ 28.23	\$ 29.95	\$ 59.90	\$ 89.85	N/A	N/A	N/A	N/A	Index	Weekly	Weekly	Single
City of Santa Clara	Santa Clara	\$ 17.35	\$ 23.75	\$ 34.63	\$ 45.51	\$ 70.03	\$ 202.62	\$ 196.13	\$ 556.67	Index	Weekly	Weekly	Single
City of Sunnyvale	Santa Clara	N/A	\$ 31.64	\$ 38.64	\$ 45.64	\$ 126.78	\$ 380.32	\$ 318.15	\$ 954.43	Cost +	Weekly	Weekly	Multiple
City of Saratoga ¹	Santa Clara	\$ 18.64	\$ 24.33	\$ 48.65	\$ 72.98	\$ 160.06	\$ 485.01	\$ 320.12	\$ 970.03	Index w/ 1 year cost +	Weekly	Weekly	Single
County of Santa Clara District 1	Santa Clara	N/A	\$ 21.50	\$ 44.00	\$ 66.50	\$ 67.20	\$ 201.80	\$ 174.73	\$ 524.17	Index	Weekly	Weekly	Single
County of Santa Clara District 3	Santa Clara	N/A	\$ 35.12	\$ 71.24	\$ 107.36	\$ 142.86	\$ 428.58	\$ 392.86	\$ 1,178.58	Index	Weekly	Weekly	Single
County of Santa Clara District 3a	Santa Clara	N/A	\$ 31.75	\$ 64.50	\$ 97.25	\$ 125.86	\$ 286.46	\$ 246.36	\$ 601.78	Index	Weekly	Weekly	Multiple
County of Santa Clara District 4	Santa Clara	N/A	\$ 21.50	\$ 44.00	\$ 66.50	\$ 67.20	\$ 201.80	\$ 174.73	\$ 524.17	Index	Weekly	Weekly	Single
County of Santa Clara District 5a	Santa Clara	N/A	\$ 23.46	\$ 47.92	\$ 72.38	\$ 82.45	\$ 247.34	\$ 214.34	\$ 643.04	Index	Weekly	Weekly	Single
County of Santa Clara District 5b	Santa Clara	N/A	\$ 27.89	\$ 56.79	\$ 85.68	\$ 82.45	\$ 247.34	\$ 214.34	\$ 643.04	Index	Weekly	Weekly	Single
Town of Los Gatos ¹	Santa Clara	\$ 17.04	\$ 22.34	\$ 44.68	\$ 67.02	\$ 130.09	\$ 394.07	\$ 260.18	\$ 788.15	Index w/ 1 year cost +	Weekly	Weekly	Single
City of Daly City	San Mateo	N/A	\$ 25.58	\$ 51.17	\$ 76.74	\$ 183.25	\$ 492.33	\$ 502.98	\$ 1,430.18	Index	Weekly	Weekly	Single
City of Half Moon Bay	San Mateo	\$ 10.36	\$ 21.24	\$ 42.51	\$ 64.90	\$ 111.17	\$ 333.63	\$ 333.63	\$ 1,430.08	Index	Weekly	Weekly	Multiple
Town of Portola Valley	San Mateo	\$ 15.81	\$ 25.33	\$ 50.63	\$ 75.95	\$ 106.64	\$ 247.07	\$ 204.60	\$ 512.21	Index	Weekly	Weekly	Single
Town of Woodside	San Mateo	\$ 15.81	\$ 25.33	\$ 50.63	\$ 75.95	\$ 106.64	\$ 247.07	\$ 204.60	\$ 512.21	Index	Weekly	Weekly	Single
Town of Atherton	San Mateo	\$ 27.00	\$ 55.00	\$ 110.00	\$ 164.00	\$ 200.00	\$ 600.00	\$ 550.00	\$ 1,650.00	Index	Weekly	Weekly	Single
City of Belmont	San Mateo	\$ 19.27	\$ 31.91	\$ 70.32	\$ 113.68	\$ 181.35	\$ 560.29	\$ 550.16	\$ 1,666.98	Index	Weekly	Weekly	Single
City of Burlingame	San Mateo	\$ 12.90	\$ 23.85	\$ 47.71	\$ 70.80	\$ 150.52	\$ 469.60	\$ 451.53	\$ 1,408.79	Index	Weekly	Weekly	Single
City of East Palo Alto ³	San Mateo	N/A	N/A	N/A	\$ 40.77	\$ 216.17	\$ 503.33	\$ 456.71	\$ 1,164.53	Index	Weekly	Weekly	Single
City of Foster City	San Mateo	\$ 11.82	\$ 18.92	\$ 37.84	\$ 56.76	\$ 90.76	\$ 276.58	\$ 272.27	\$ 829.73	Index	Weekly	Weekly	Single
Town of Hillsborough	San Mateo	\$ 49.90	\$ 60.00	\$ 89.90	\$ 124.90	\$ 140.59	\$ 421.75	\$ 421.75	\$ 1,265.25	Index	Weekly	Weekly	Single
City of Menlo Park	San Mateo	\$ 13.99	\$ 23.40	\$ 55.99	\$ 83.72	\$ 124.69	\$ 389.04	\$ 374.08	\$ 1,219.00	Index	Weekly	Weekly	Single
City of Redwood City	San Mateo	\$ 11.38	\$ 27.30	\$ 54.61	\$ 81.06	\$ 127.63	\$ 382.89	\$ 382.89	\$ 1,148.67	Index	Weekly	Weekly	Single
City of San Carlos	San Mateo	\$ 20.87	\$ 31.18	\$ 62.23	\$ 93.45	\$ 121.48	\$ 379.00	\$ 378.88	\$ 1,137.01	Index	Weekly	Weekly	Single
City of San Mateo	San Mateo	\$ 13.04	\$ 20.85	\$ 45.90	\$ 70.93	\$ 139.41	\$ 430.76	\$ 418.34	\$ 1,292.32	Index	Weekly	Weekly	Single
No. Fair Oaks	San Mateo	\$ 24.70	\$ 24.70	\$ 24.70	\$ 49.40	\$ 147.74	\$ 443.22	\$ 443.22	\$ 1,329.66	Index	Weekly	Weekly	Single
West Bay Sanitary District	San Mateo	\$ 23.30	\$ 37.60	\$ 73.70	\$ 110.00	\$ 227.81	\$ 683.42	\$ 481.45	\$ 1,444.35	Index	Weekly	Weekly	Single
Unincorporated County	San Mateo	\$ 28.15	\$ 33.45	\$ 59.28	\$ 84.21	\$ 216.48	\$ 504.05	\$ 457.41	\$ 1,166.25	Index	Weekly	Weekly	Single
Oro Loma Sanitary District (L1)	Alameda	\$ 12.16	\$ 19.67	\$ 34.78	\$ 49.85	\$ 118.35	\$ 276.01	\$ 288.69	\$ 761.67	Index	Bi-weekly	Weekly	Single
Oro Loma Sanitary District (L3)	Alameda	\$ 13.32	\$ 22.08	\$ 39.51	\$ 55.24	\$ 136.89	\$ 319.26	\$ 333.96	\$ 881.08	Index	Bi-weekly	Weekly	Single
City of Morgan Hill ^{4,5}	Santa Clara	N/A	\$ 25.97	\$ 25.97	N/A	N/A	N/A	\$ 279.39	\$ 784.76	Index	Bi-weekly	Weekly	Single
City of Mountain View	Santa Clara	\$ 14.15	\$ 20.70	\$ 41.40	\$ 62.10	\$ 93.55	\$ 318.00	\$ 280.40	\$ 879.15	Cost +	Bi-weekly	Bi-weekly	Dual stream
County of Santa Clara District 2	Santa Clara	\$ 20.01	\$ 25.33	\$ 51.66	\$ 77.99	N/A	N/A	\$ 307.42	\$ 873.80	Index	Bi-weekly	N/A	Multiple
County of Santa Clara District 5c	Santa Clara	N/A	\$ 27.85	\$ 56.70	\$ 85.55	\$ 82.45	\$ 247.34	\$ 214.34	\$ 643.04	Index	Bi-weekly	Bi-weekly	Single
Town of Los Altos Hills ¹	Santa Clara	\$ 26.82	\$ 37.41	\$ 74.81	\$ 112.21	\$ 94.18	\$ 198.32	\$ 147.35	\$ 344.56	Index	Bi-weekly	Bi-weekly	Single
City of Brisbane	San Mateo	\$ 14.94	\$ 23.90	\$ 47.80	\$ 71.70	\$ 188.56	\$ 565.68	\$ 348.74	\$ 1,046.21	Index	Weekly	Bi-weekly	Multiple

The numbers below (percentiles and average) do not include the jurisdictions the have bi-weekly service.

50th Percentile @	\$ 19.58	\$ 27.60	\$ 51.17	\$ 75.78	\$ 126.78	\$ 382.89	\$ 333.63	\$ 1,031.15
75th Percentile @	\$ 26.43	\$ 31.72	\$ 60.72	\$ 88.73	\$ 150.52	\$ 447.70	\$ 416.38	\$ 1,219.00
SBWMA Average	\$ 21.36	\$ 32.35	\$ 61.02	\$ 87.98	\$ 154.73	\$ 446.71	\$ 429.77	\$ 1,273.18
All Jurisdiction Average	\$ 21.83	\$ 29.15	\$ 53.17	\$ 76.62	\$ 132.98	\$ 385.39	\$ 342.33	\$ 1,016.03

¹ 1 cubic yard containers not available. Rates reflected here are for 1.5 cubic yards.

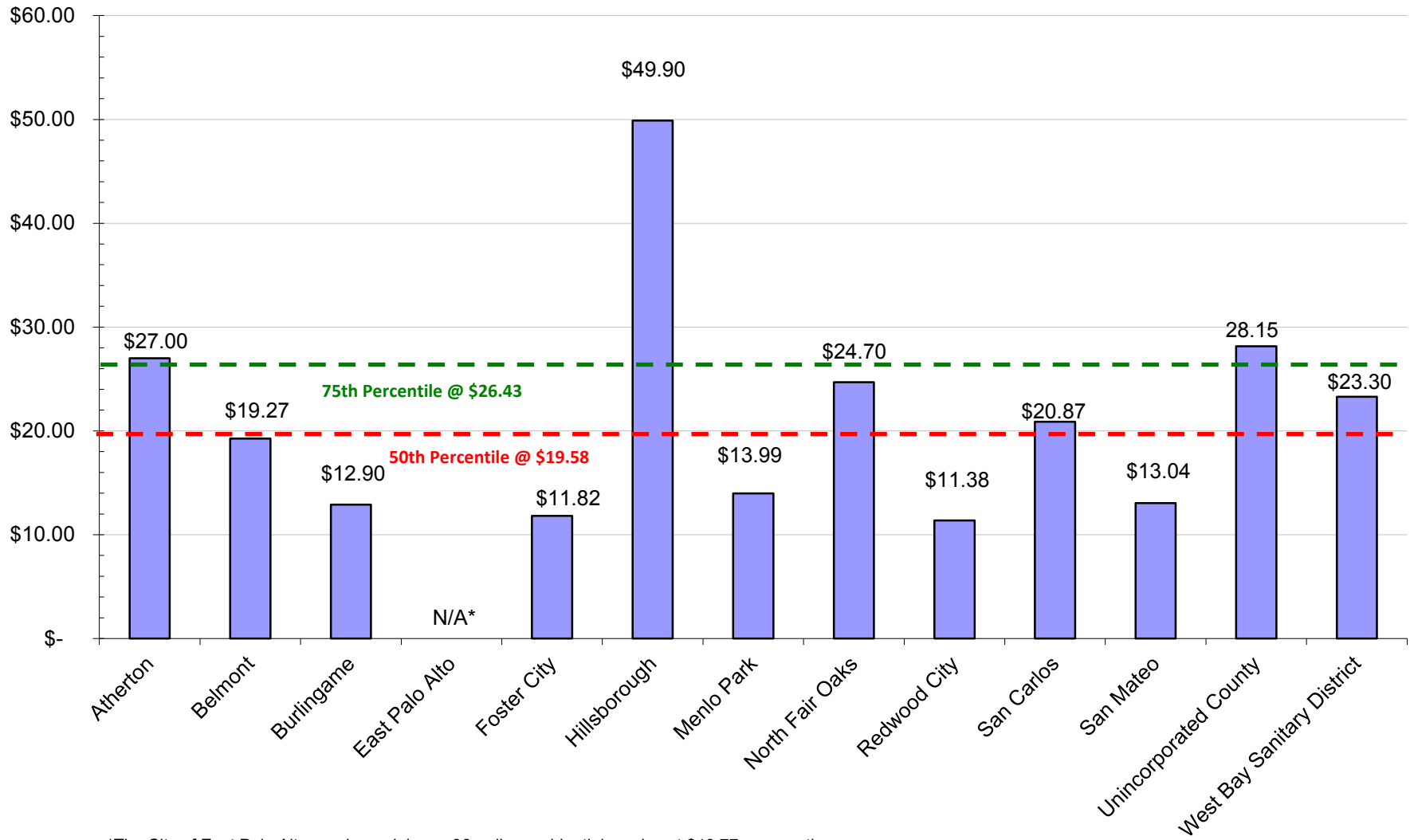
² City has one rate for unlimited solid waste collection from customer-provided containers.

³ East Palo Alto residents receive 1-96 gallon container as baseline service; Additional containers may be used, for an additional charge.

⁴ Smallest Commercial Bin is 2 cubic yards.

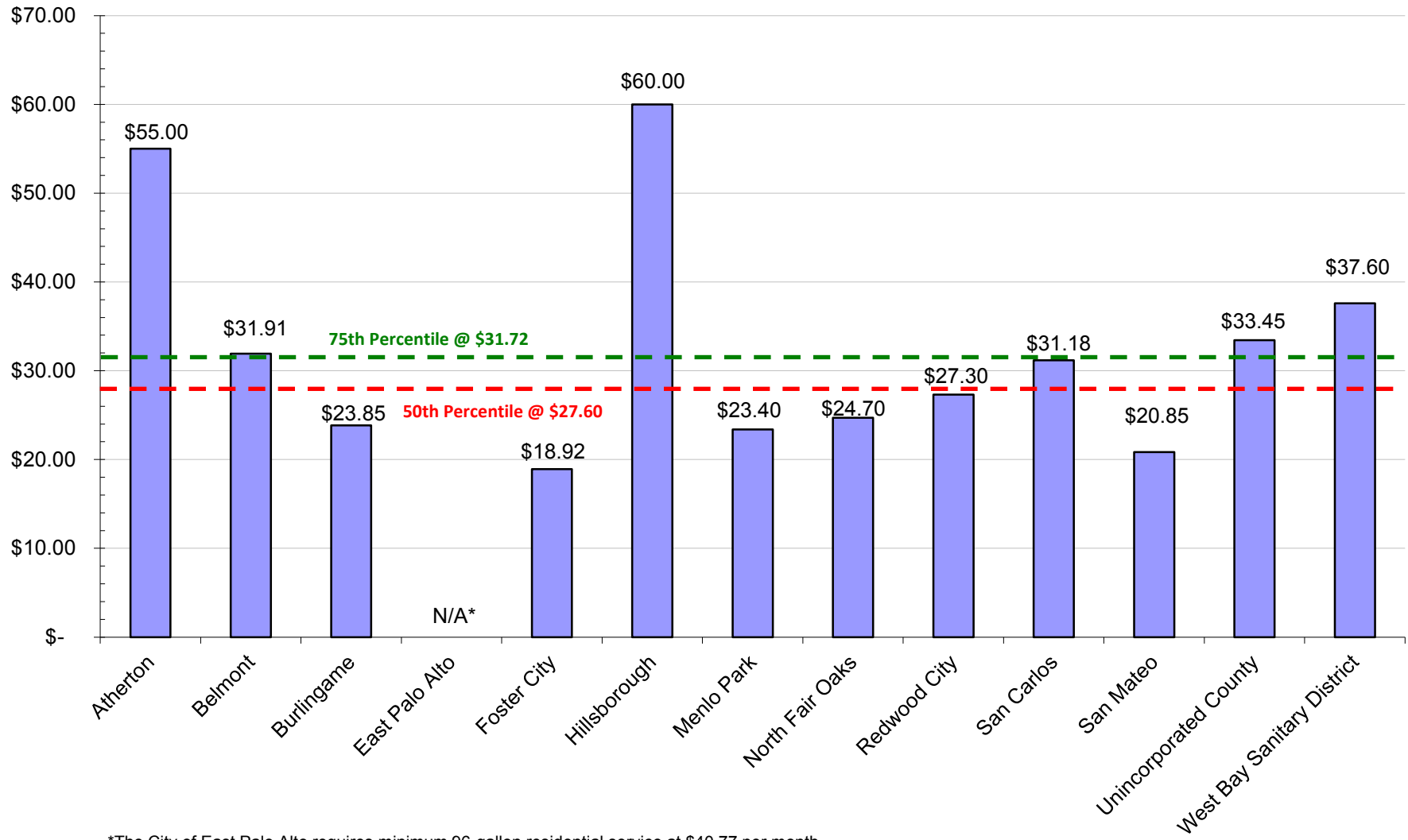
⁵ 48 gallon service only for residential.

SBWMA Residential 20 Gallon Rates (on April 1, 2013)



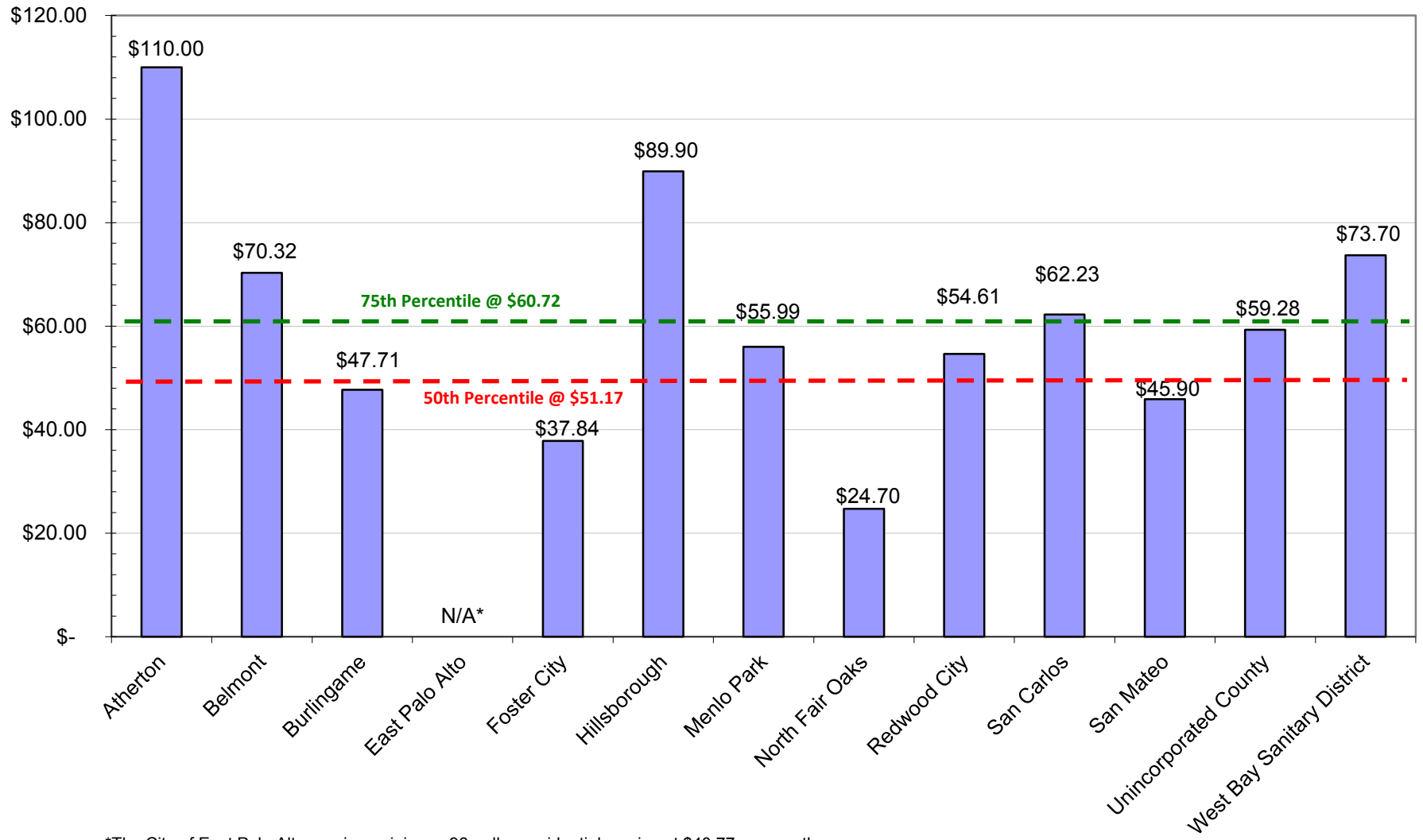
*The City of East Palo Alto requires minimum 96-gallon residential service at \$40.77 per month.

SBWMA Residential 30-35 Gallon Rates (on April 1, 2013)



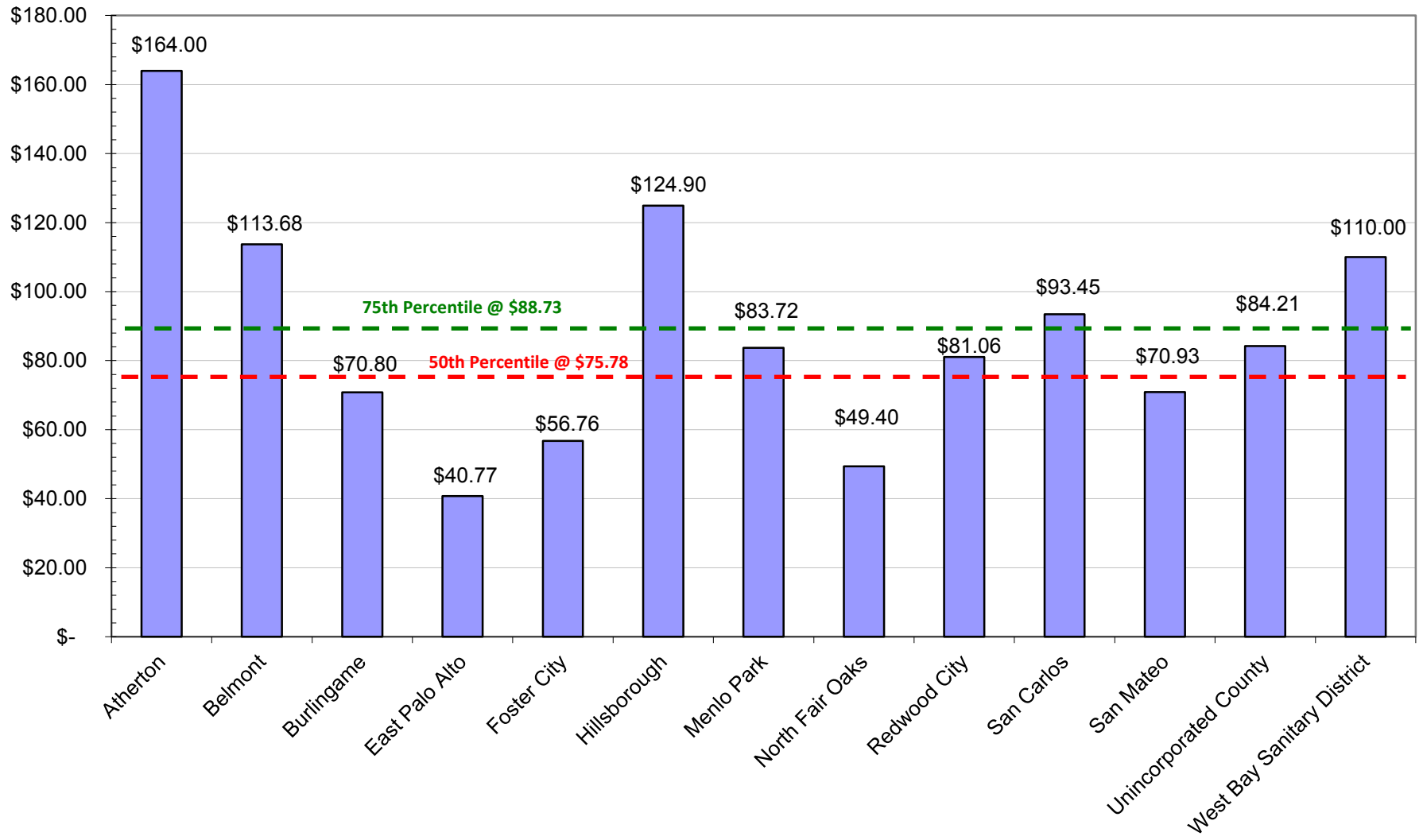
*The City of East Palo Alto requires minimum 96-gallon residential service at \$40.77 per month.

SBWMA Residential 60-64 Gallon Rates (on April 1, 2013)

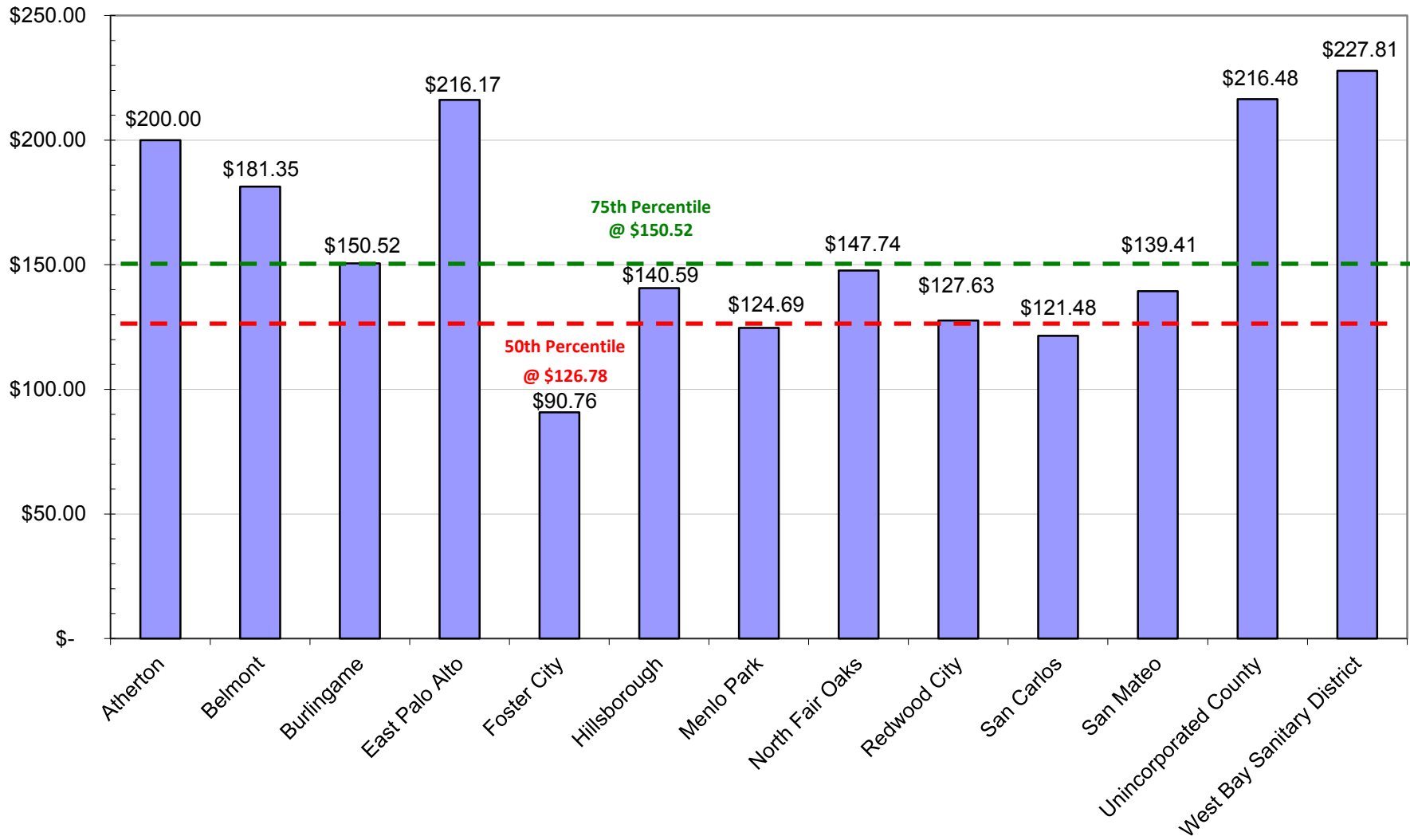


*The City of East Palo Alto requires minimum 96-gallon residential service at \$40.77 per month.

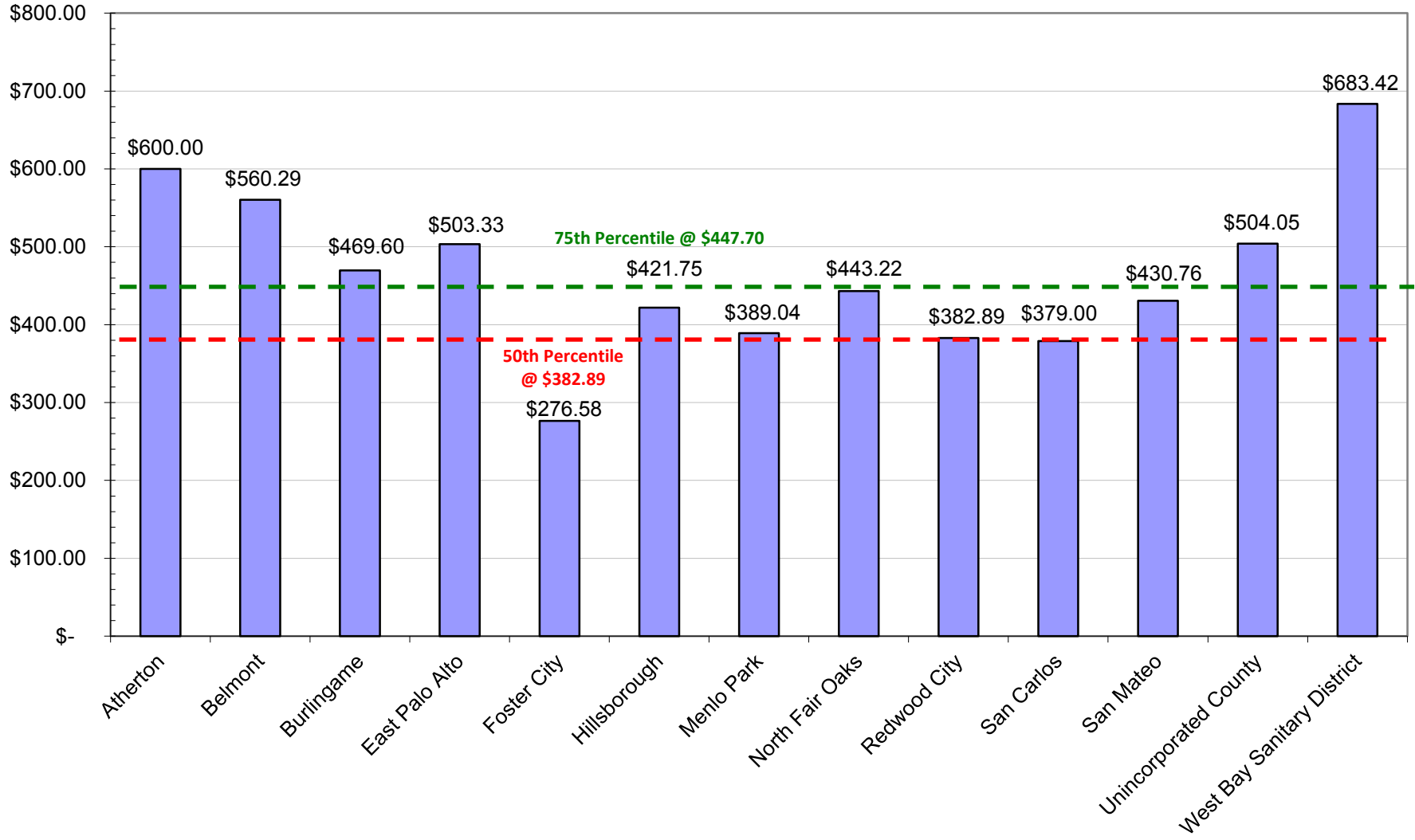
SBWMA Residential 90-96 Gallon Rates (on April 1, 2013)



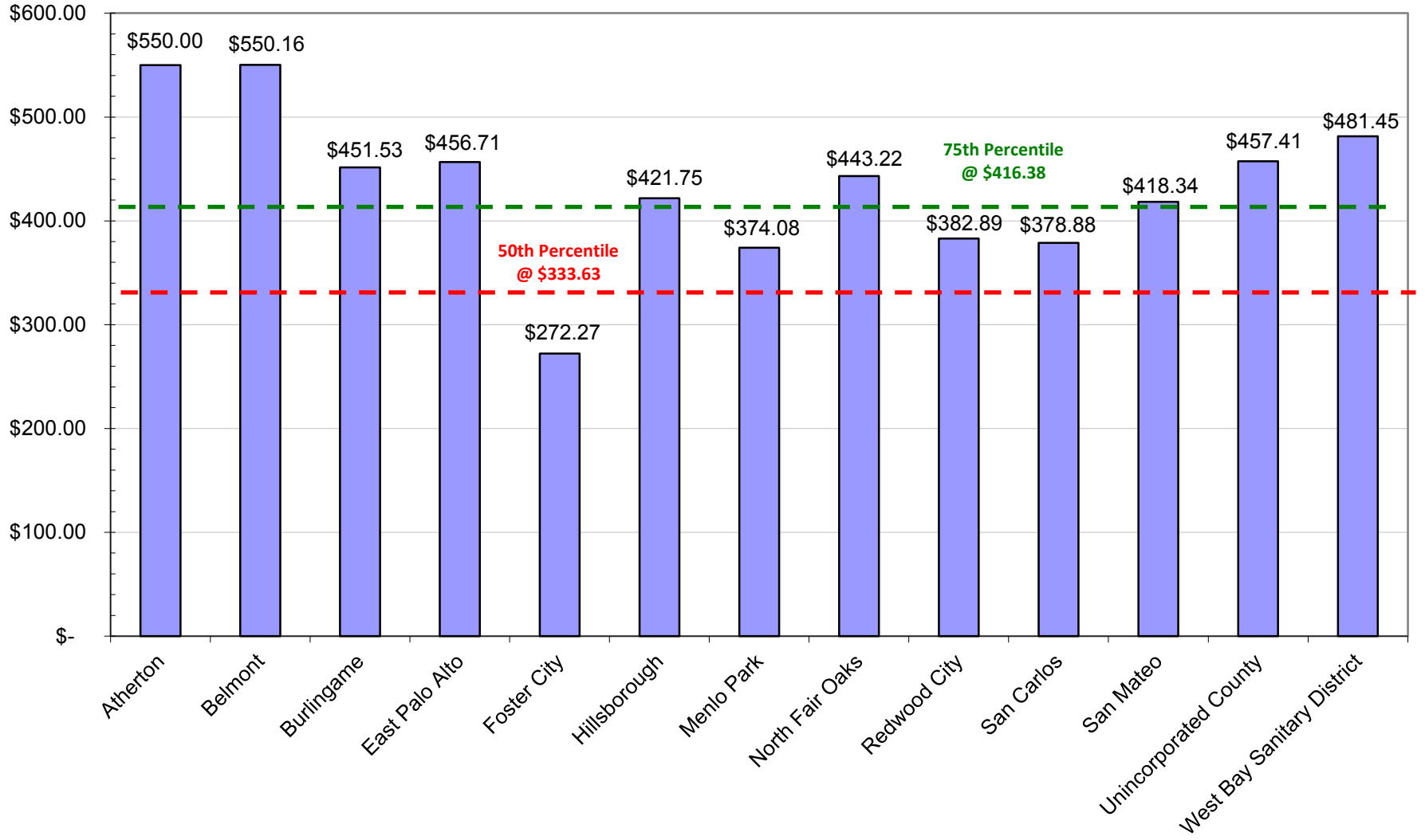
**SBWMA Commercial 1 Cubic Yard, 1x per Week Monthly Rates
(on April 1, 2013)**



**SBWMA Commercial 1 Cubic Yard, 3x per Week Monthly Rates
(on April 1, 2013)**



**SBWMA Commercial 3 Cubic Yards, 1x per Week Monthly Rates
(on April 1, 2013)**



SBWMA Commercial 3 Cubic Yards, 3x per Week Monthly Rates (on April 1, 2013)

